


VSSC4 CL 24VAC/DC 0.5A

Weidmüller Interface GmbH & Co. KG

Klingenbergstraße 26
D-32758 Detmold
Germany

www.weidmueller.com



Overvoltage coupling along the conductor path may disturb or destroy sensitive signal inputs. It is important to provide protection in the immediate vicinity of I&C devices. Weidmüller's broad product range for the I&C sector offers products in a 2-piece, pluggable design and modular terminals for tension clamp or screw connection. These products are suitable for both binary and analogue signals. Weidmüller also offers other designs with integrated components such as gas discharge tubes or varistors. VARITECTOR stands for flexible and variable surge protection by Weidmüller, tested according to product standard IEC61643-21. The VARITECTOR series can be used in applications according to IEC 61643-22 / VDE 0845-3 for classes C1, C2, C3 and D1. The VARITECTOR SPC, SSC and MCZ OVP product families optimally combine electrical and mechanical properties. Size and easy handling play an important role. This surge protection is suited for confined spaces in industrial and process automation as well as in building automation applications.

General ordering data

Version	Surge protection for instrumentation and control, Surge protection for measurement and control, UP(L/N-PE) < 1000 V
Order No.	1063730000
Type	VSSC4 CL 24VAC/DC 0.5A
GTIN (EAN)	4032248829088
Qty.	10 items

VSSC4 CL 24VAC/DC 0.5A

Weidmüller Interface GmbH & Co. KG

Klingenbergstraße 26

D-32758 Detmold

Germany

www.weidmueller.com

Technical data

Approvals

Approvals



ROHS Conform

UL File Number Search [UL Website](#)

Certificate No. (UL) E311081

Dimensions and weights

Depth	58.5 mm	Depth (inches)	2.3031 inch
Height	76 mm	Height (inches)	2.9921 inch
Width	6.2 mm	Width (inches)	0.2441 inch
Net weight	26.6 g		

Temperatures

Storage temperature	-40 °C...80 °C	Operating temperature	-40 °C...70 °C
Humidity	5...96 %		

Probability of failure

SIL in compliance with IEC 61508	2	MTTF	6008 a
SFF	89.74 %	λges	19
PFH in 1*10 ⁻⁹ per hour	1.95		

Environmental Product Compliance

RoHS Compliance Status	Compliant with exemption
RoHS Exemption (if applicable/known)	7a, 7cl
REACH SVHC	Lead 7439-92-1
SCIP	71e97bb7-979f-4330-94c0-20c629bb05e3

Rated data UL

Certificate No. (UL)	E311081	UL certificate	UL Zertifikat - PDF/ E311081VOL1SEC3.pdf (application/pdf)
----------------------	---------	----------------	--

CSA protection data

Gas group D	IIA	Gas groups A, B	IIC
Input-current, max. I _I	500 mA	Gas group C	IIB
Internal inductance, max. L _I	0 μH	Internal capacity, max. C _I	1 nF
Input voltage, max. U _i	42 V		

General data

Optical function display	No	Segment	Measurement - Monitoring - Setting
Version	Surge protection for measurement and control	Design	Terminal
UL 94 flammability rating	V-0	Colour	black
Protection degree	IP20	Mounting rail	TS 35
Isolating function	No		

VSSC4 CL 24VAC/DC 0.5A

Weidmüller Interface GmbH & Co. KG

 Klingenbergstraße 26
 D-32758 Detmold
 Germany

www.weidmueller.com

Technical data

Insulation coordination acc. to EN 50178

Surge voltage category	III	Pollution severity	2
------------------------	-----	--------------------	---

Rated data IEC / EN

Number of poles	1	Rated voltage (AC)	24 V
Rated voltage (DC)	34 V	Rated current I _N	500 mA
Protection level UP (typ.)	< 1000 V	Voltage type	AC/DC
Fuse protection	0.5 A	Volume resistance	1.8 Ω 10 %
Standards	IEC 61643-21, HART-compatible	Lightning test current limp (10/350 μs)	0.5 kA
Discharge current, max. (8/20 μs)	10 kA	Requirements category acc. to IEC 61643-21	C2, C3, D1
Insertion loss	3.45 MHz	Max. continuous voltage, U _c (AC)	30 V
Max. continuous voltage, U _c (DC)	42 V	Surge current-carrying capacity D1	0.5 kA 10/350 μs
Surge current-carrying capacity C3	50 A 10/1000 μs	Pulse-reset capacity	≤ 150 ms
Signal transmission properties (-3 dB)	3.4 MHz	Lightning test current, limp (10/350 μs) Wire-PE	0.5 kA
Overload - failure mode	Modus 2	Discharge current I _n (8/20μs) wire-wire	2.5 kA
Discharge current I _n (8/20μs) wire-PE	2.5 kA	Discharge current I _{max} (8/20μs) wire-PE	5 kA
Discharge current I _{max} (8/20μs) wire-wire	5 kA	Surge current-carrying capacity C2	2.5 kA 8/20 μs 5 kV 1.2/50 μs

Further details of approvals

GOST certificate	GOST-Zertifikat - PDF/7950_n1-n4.pdf (application/pdf)
------------------	--

Connection data

Stripping length	10 mm	Type of connection	Screw connection
Stripping length, rated connection	8 mm	Tightening torque, min.	0.5 Nm
Tightening torque, max.	0.8 Nm	Clamping range, min.	0.5 mm ²
Clamping range, max.	4 mm ²	Wire cross-section, solid, min.	0.5 mm ²
Wire cross-section, solid, max.	6 mm ²	Conductor cross-section, flexible, AEH (DIN 46228-1), min.	0.5 mm ²
Conductor cross-section, flexible, AEH (DIN 46228-1), max.	4 mm ²	Connection cross-section, stranded, min.	0.5 mm ²
Connection cross-section, stranded, max.	4 mm ²		

Electrical data

Voltage type	AC/DC
--------------	-------

General data

Number of poles	1	Protection degree	IP20
Colour	black		

Ratings IECEx/ATEX/cUL

cUL certificate	cUL Certificate - pdf/VSSC.PDF (application/pdf)
-----------------	--

VSSC4 CL 24VAC/DC 0.5A

Weidmüller Interface GmbH & Co. KG
Klingenbergstraße 26
D-32758 Detmold
Germany

www.weidmueller.com

Technical data**Important note**

Product information Mode 2: State where the voltage-limiting part of the SPD was short-circuited due to a very low impedance within the SPD. The line is inoperable, but the measuring equipment is still protected by means of a short-circuit.

Classifications


ETIM 8.0	EC000943	ETIM 9.0	EC000943
ETIM 10.0	EC000943	ECLASS 14.0	27-17-15-01
ECLASS 15.0	27-17-15-01		

VSSC4 CL 24VAC/DC 0.5A

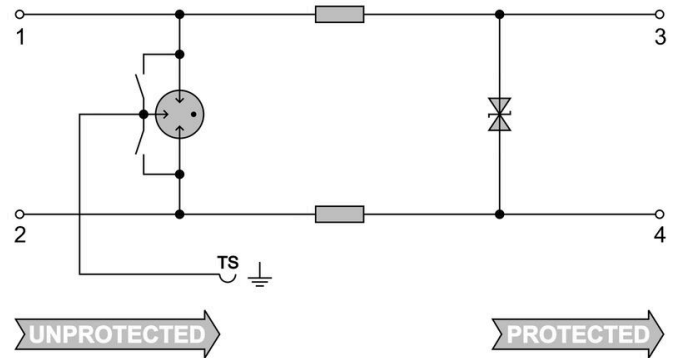
Weidmüller Interface GmbH & Co. KG
Klingenbergstraße 26
D-32758 Detmold
Germany

www.weidmueller.com

Drawings



Similar to illustration



Circuit diagram



VSSC4 CL 24VAC/DC 0.5A

Weidmüller Interface GmbH & Co. KG
 Klingenbergstraße 26
 D-32758 Detmold
 Germany

www.weidmueller.com

Accessories

Accessories (end plates)



End plates (AP) for the VSSC product series in light blue and black

General ordering data

Type	AP VSSC4	Version	
Order No.	1063120000	VSSC, End plate	
GTIN (EAN)	4032248947560		
Qty.	50 ST		

Blank



The Dekafix (DEK) marker is the universal marker for all conductor and plug-in connectors as well as for electronic sub-assemblies. The system is ideal for short number sequences and covers a wide range of ready-printed markers.

Strips for fast installation in only one work step. The printing is easy to read, rich in contrast and available in various widths.

- Large range of ready-to-use markers
 - Strips for fast installation
 - Terminal markers, suitable for all Weidmüller cable connectors
 - Available as blank MultiCard or with standard printing
- For custom printing: Please send us a file of our labeling software M-Print PRO or M-Print PRO Online (without installation) for your labeling specifications.

General ordering data

Type	DEK 5/5 MC NE WS	Version	
Order No.	1609801044	Dekafix, Terminal marker, 5 x 5 mm, Pitch in mm (P): 5.00	
GTIN (EAN)	4008190397111	Weidmueller, white	
Qty.	1000 ST		