

BHZ 5.00/02/90LH BK/OR

Weidmüller Interface GmbH & Co. KG

Klingenbergstraße 26

D-32758 Detmold

Germany

www.weidmueller.com

Product image



The optimum framework for function and innovation: The connection technology for the modular CH20M housing offers you numerous advantages that can make your projects more efficient. With our PCB terminal blocks and connectors, you benefit from flexible and reliable connection technology.

Thanks to automated production processes such as THT and THR soldering and reel packaging, we can guarantee high quality and precision. This enables fast and uncomplicated integration into your systems.

In addition, we offer you a wide range of colors as well as various coding and printing options to customize your housings. This allows you to ensure that your products are not only functional, but also visually appealing.

General ordering data

Version	PCB plug-in connector, female plug, 5.00 mm, Number of poles: 2, 90°, Clamping yoke connection, cod. 02, Box
Order No.	1063260000
Type	BHZ 5.00/02/90LH BK/OR
GTIN (EAN)	4032248814923
Qty.	150 items
Product data	IEC: 400 V / 10 A / 0.2 - 2.5 mm ² UL: 300 V / 10 A / AWG 26 - AWG 12
Packaging	Box

BHZ 5.00/02/90LH BK/OR

Weidmüller Interface GmbH & Co. KG
Klingenbergstraße 26
D-32758 Detmold
Germany

www.weidmueller.com

Technical data

Approvals

Approvals



ROHS	Conform
UL File Number Search	UL Website
Certificate No. (cURus)	E60693

Dimensions and weights

Depth	30.6 mm	Depth (inches)	1.2047 inch
Height	14.5 mm	Height (inches)	0.5709 inch
Width	12.2 mm	Width (inches)	0.4803 inch
Length	0 mm	Net weight	4.5 g

Environmental Product Compliance

RoHS Compliance Status	Compliant without exemption
REACH SVHC	No SVHC above 0.1 wt%

System Parameters

Product family	OMNIMATE Housing - series CH20M	Type of connection	Field connection
Wire connection method	Clamping yoke connection	Pitch in mm (P)	5.00 mm
Pitch in inches (P)	0.197 "	Conductor outlet direction	90°
Number of poles	2	L1 in mm	5.00 mm
L1 in inches	0.197 "	Number of rows	1
Pin series quantity	1	Rated cross-section	2.5 mm ²
Touch-safe protection acc. to DIN VDE 57 106	Safe from back-of-hand touch	Touch-safe protection acc. to DIN VDE 0470	IP20 plugged/ IP10 unplugged
Protection degree	IP20	Can be coded	Yes
Stripping length	8 mm	Tightening torque for screw flange, min.	0.4 Nm
Tightening torque for screw flange, max.	0.6 Nm	Tightening torque, min.	0.4 Nm
Tightening torque, max.	0.6 Nm	Clamping screw	M 2.5
Screwdriver blade	0.6 x 3.5	Screwdriver blade standard	DIN 5264
Plugging cycles	25		

Material data

Insulating material	PA 66 GF 30	Colour	orange
Colour of operational elements	orange	Colour chart (similar)	RAL 2000
Insulating material group	I	Comparative Tracking Index (CTI)	600 ≤ CTI
Moisture Level (MSL)		UL 94 flammability rating	V-0
Contact material	CuSn	Contact surface	tinned
Storage temperature, min.	-40 °C	Storage temperature, max.	70 °C
Operating temperature, min.	-40 °C	Operating temperature, max.	120 °C
Temperature range, installation, min.	-25 °C	Temperature range, installation, max.	120 °C

Conductors suitable for connection

Clamping range, min.	0.13 mm ²	Clamping range, max.	3.31 mm ²
Wire connection cross section AWG, min.	AWG 26	Wire connection cross section AWG, max.	AWG 14
Solid, min. H05(07) V-U	0.2 mm ²	Solid, max. H05(07) V-U	2.5 mm ²
Stranded, min. H07V-R	0.2 mm ²	Stranded, max. H07V-R	2 mm ²

BHZ 5.00/02/90LH BK/OR

Weidmüller Interface GmbH & Co. KG

 Klingenbergstraße 26
 D-32758 Detmold
 Germany

www.weidmueller.com

Technical data

Flexible, min. H05(07) V-K w. plastic collar ferrule, DIN 46228 pt 4, 0.25 mm ² min.	0.2 mm ²	Flexible, max. H05(07) V-K w. plastic collar ferrule, DIN 46228 pt 4, 2.5 mm ² max.	2.5 mm ²
w. wire end ferrule, DIN 46228 pt 1, min.	0.25 mm ²	w. wire end ferrule, DIN 46228 pt 1, max.	2.5 mm ²
Plug gauge in accordance with EN 60999 a x b; ø	2.8 mm x 2.4 mm; 3.0 mm		Reference text
			The outside diameter of the plastic collar should not be larger than the pitch (P). Length of ferrules is to be chosen depending on the product and the rated voltage.

Rated data acc. to IEC

tested acc. to standard	IEC 60664-1, IEC 61984		Rated current, min. number of poles (Tu=20°C)	10 A
Rated current, min. number of poles (Tu=40°C)	9 A	Rated voltage for surge voltage class / pollution degree II/2	400 V	
Rated voltage for surge voltage class / pollution degree III/2	320 V	Rated voltage for surge voltage class / pollution degree III/3	250 V	
Rated impulse voltage for surge voltage class/ pollution degree II/2	4 kV	Rated impulse voltage for surge voltage class/ pollution degree III/2	4 kV	
Rated impulse voltage for surge voltage class/ contamination degree III/3	4 kV	Creepage distance, min.	3.2 mm	
Clearance, min.	3 mm			

Rated data acc. to CSA

Rated voltage (Use group B / CSA)	300 V	Rated voltage (Use group C / CSA)	50 V	
Rated voltage (Use group D / CSA)	300 V	Rated current (Use group B / CSA)	10 A	
Rated current (Use group C / CSA)	10 A	Rated current (Use group D / CSA)	10 A	
Wire cross-section, AWG, min.	AWG 26	Wire cross-section, AWG, max.	AWG 12	

Rated data acc. to UL 1059

Institute (cURus)	CURUS	Certificate No. (cURus)	E60693	
Rated voltage (Use group B / UL 1059)	300 V	Rated voltage (Use group C / UL 1059)	50 V	
Rated voltage (Use group D / UL 1059)	300 V	Rated current (Use group B / UL 1059)	10 A	
Rated current (Use group C / UL 1059)	10 A	Rated current (Use group D / UL 1059)	10 A	
Wire cross-section, AWG, min.	AWG 26	Wire cross-section, AWG, max.	AWG 12	
Reference to approval values	Specifications are maximum values, details - see approval certificate.			

Material data

UL 94 flammability rating	V-0	Insulating material	PA 66 GF 30	
Insulating material group	I	Comparative Tracking Index (CTI)	600 ≤ CTI	

General data

Colour	orange	Protection degree	IP20	
Colour chart (similar)	RAL 2000			

Important note

IPC conformity	Conformity: The products are developed, manufactured and delivered according international recognized standards and norms and comply with the assured properties in the data sheet resp.			
----------------	--	--	--	--

BHZ 5.00/02/90LH BK/OR

Weidmüller Interface GmbH & Co. KG
Klingenbergstraße 26
D-32758 Detmold
Germany

www.weidmueller.com

Technical data

fulfill decorative properties in accordance with IPC-A-610 "Class 2". Further claims on the products can be evaluated on request.


Classifications

ETIM 8.0	EC002638	ETIM 9.0	EC002638
ETIM 10.0	EC002638	ECLASS 14.0	27-46-02-02
ECLASS 15.0	27-46-02-02		


Product image



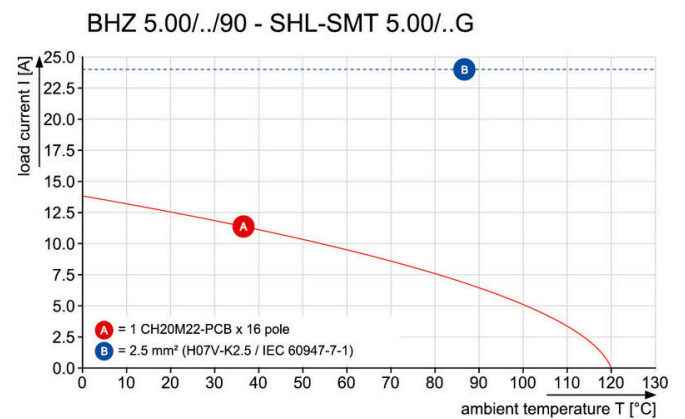
Product image



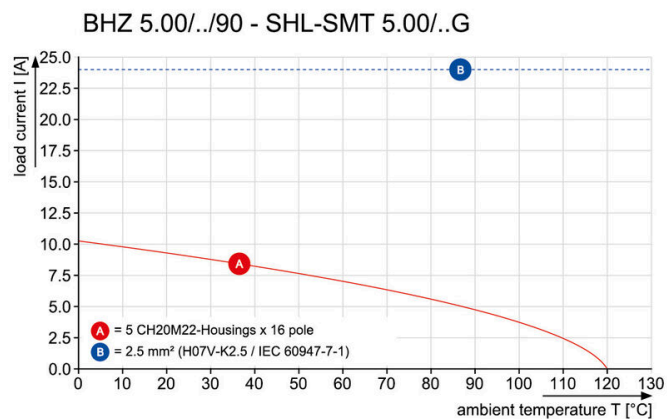
Similar to illustration, Example of use



Derating curve



Derating curve




BHZ 5.00/02/90LH BK/OR

Weidmüller Interface GmbH & Co. KG
 Klingenbergstraße 26
 D-32758 Detmold
 Germany

www.weidmueller.com

Accessories

Blank



ESG is the tried-and-tested marker in MultiCard format for use on many well-known electrical devices. The result is high-quality device marking with a high-contrast appearance.

Various types are available for devices from manufacturers like Siemens, ABB, Beckhoff etc.

Advantages at a glance:


- Tags for universal usage, self-adhesive or clip-on tags, depending on type
- For aligned equipment, e.g. circuit breakers, we supply ESG markers for clipping onto tag rails
- Individual laser-quality printing according to specifications

For custom printing: Please send us a file of our labeling software M-Print PRO or M-Print PRO Online (without installation) for your labeling specifications.

General ordering data

Type	ESG 6.6/11 BHZ 5.00/02	Version	
Order No.	1082490000	ESG, Device markers x 11 mm, PA 66, Colour: white, pluggable	
GTIN (EAN)	4032248845330		
Qty.	200 ST		

Custom printing



ESG is the tried-and-tested marker in MultiCard format for use on many well-known electrical devices. The result is high-quality device marking with a high-contrast appearance.

Various types are available for devices from manufacturers like Siemens, ABB, Beckhoff etc.

Advantages at a glance:

- Tags for universal usage, self-adhesive or clip-on tags, depending on type
- For aligned equipment, e.g. circuit breakers, we supply ESG markers for clipping onto tag rails
- Individual laser-quality printing according to specifications

For custom printing: Please send us a file of our labeling software M-Print PRO or M-Print PRO Online (without installation) for your labeling specifications.

General ordering data

Type	ESG 6.6/11 BHZ 5.00 SDR	Version	
Order No.	1346330000	ESG, Device markers x 11 mm, PA 66, Colour: To customer specification, pluggable	
GTIN (EAN)	4050118151206		
Qty.	40 ST		