



## BVF 7.62HP/02/180MSF2 SN BK BX

**Weidmüller Interface GmbH & Co. KG**  
 Klingenbergstraße 26  
 D-32758 Detmold  
 Germany

www.weidmueller.com

### Product image



180° female header with PUSH IN connection technology for field wiring in 6 mm<sup>2</sup> with 7.62 pitch.

Meets the requirements as per UL1059 600 V class C and IEC 61800-5-1. Ideal touch-safe solution for the power output.

The self-locking (optionally also screwable) middle flange reduces the space requirements by one pitch width in comparison with conventional solutions.

Variants: without flange, external flange, middle flange with detent fastening and optionally additional screw mount.

### General ordering data

Version	PCB plug-in connector, female plug, 7.62 mm, Number of poles: 2, 180°, PUSH IN without actuator, Tension-clamp connection, Clamping range, max.: 10 mm <sup>2</sup> , Box
Order No.	<a href="#">1060630000</a>
Type	BVF 7.62HP/02/180MSF2 SN BK BX
GTIN (EAN)	4032248809912
Qty.	65 items
Product data	IEC: 1000 V / 57 A / 0.5 - 10 mm <sup>2</sup> UL: 600 V / 39 A / AWG 24 - AWG 8
Packaging	Box

## BVF 7.62HP/02/180MSF2 SN BK BX

Weidmüller Interface GmbH & Co. KG  
Klingenbergstraße 26  
D-32758 Detmold  
Germany

www.weidmueller.com

## Technical data

## Approvals

Approvals



ROHS Conform  
UL File Number Search [UL Website](#)  
Certificate No. (cURus) E60693

## Dimensions and weights

Depth	47.7 mm	Depth (inches)	1.8779 inch
Height	22.9 mm	Height (inches)	0.9016 inch
Net weight	15.72 g		

## Environmental Product Compliance

RoHS Compliance Status Compliant without exemption  
REACH SVHC No SVHC above 0.1 wt%

## System Parameters

Product family	OMNIMATE Power - series BV/SV 7.62HP	Type of connection	Field connection
Wire connection method	PUSH IN without actuator, Tension-clamp connection	Pitch in mm (P)	7.62 mm
Pitch in inches (P)	0.300 "	Conductor outlet direction	180°
Number of poles	2	L1 in mm	15.24 mm
L1 in inches	0.600 "	Number of rows	1
Pin series quantity	1	Rated cross-section	6 mm <sup>2</sup>
Touch-safe protection acc. to DIN VDE 57 106	Safe from finger touch	Touch-safe protection acc. to DIN VDE 0470	IP 20
Protection degree	IP20	Volume resistance	4.50 mΩ
Can be coded	Yes	Stripping length	12 mm
Tightening torque for screw flange, min.	0.2 Nm	Tightening torque for screw flange, max.	0.3 Nm
Screwdriver blade	0.6 x 3.5	Plugging cycles	25
Plugging force/pole, max.	17 N	Pulling force/pole, max.	15 N

## Material data

Insulating material	PA GF	Colour	black
Colour chart (similar)	RAL 9011	Insulating material group	II
Comparative Tracking Index (CTI)	≥ 500	Moisture Level (MSL)	
UL 94 flammability rating	V-0	Contact material	Cu-alloy
Contact surface	tinned	Layer structure of plug contact	6...8 μm Sn glossy
Storage temperature, min.	-40 °C	Storage temperature, max.	70 °C
Operating temperature, min.	-50 °C	Operating temperature, max.	125 °C
Temperature range, installation, min.	-25 °C	Temperature range, installation, max.	125 °C

## Conductors suitable for connection

Clamping range, min.	0.5 mm <sup>2</sup>
Clamping range, max.	10 mm <sup>2</sup>
Solid, min. H05(07) V-U	0.5 mm <sup>2</sup>
Solid, max. H05(07) V-U	10 mm <sup>2</sup>
Stranded, max. H07V-R	10 mm <sup>2</sup>

## BVF 7.62HP/02/180MSF2 SN BK BX

**Weidmüller Interface GmbH & Co. KG**  
 Klingenbergstraße 26  
 D-32758 Detmold  
 Germany

www.weidmueller.com

## Technical data

Flexible, min. H05(07) V-K	0.5 mm <sup>2</sup>			
Flexible, max. H05(07) V-K	10 mm <sup>2</sup>			
w. plastic collar ferrule, DIN 46228 pt 4, 0.5 mm <sup>2</sup> min.				
w. plastic collar ferrule, DIN 46228 pt 4, 6 mm <sup>2</sup> max.				
w. wire end ferrule, DIN 46228 pt 1, 0.5 mm <sup>2</sup> min.				
w. wire end ferrule, DIN 46228 pt 1, 10 mm <sup>2</sup> max.				
Clampable conductor	Cross-section for conductor connection	Type	fine-wired	
		nominal	0.5 mm <sup>2</sup>	
	wire end ferrule	Stripping length	nominal	14 mm
		Recommended wire-end ferrule	<a href="#">H0.5/12 OR</a>	
	Cross-section for conductor connection	Type	fine-wired	
		nominal	0.75 mm <sup>2</sup>	
	wire end ferrule	Stripping length	nominal	14 mm
		Recommended wire-end ferrule	<a href="#">H0.75/18 W</a>	
	Cross-section for conductor connection	Type	fine-wired	
		nominal	1 mm <sup>2</sup>	
	wire end ferrule	Stripping length	nominal	15 mm
		Recommended wire-end ferrule	<a href="#">H1.0/18 GE</a>	
Cross-section for conductor connection	Type	fine-wired		
	nominal	1.5 mm <sup>2</sup>		
wire end ferrule	Stripping length	nominal	12 mm	
	Recommended wire-end ferrule	<a href="#">H1.5/12</a>		
	Stripping length	nominal	15 mm	
	Recommended wire-end ferrule	<a href="#">H1.5/18D SW</a>		
Cross-section for conductor connection	Type	fine-wired		
	nominal	2.5 mm <sup>2</sup>		
wire end ferrule	Stripping length	nominal	12 mm	
	Recommended wire-end ferrule	<a href="#">H2.5/12</a>		
	Stripping length	nominal	14 mm	
	Recommended wire-end ferrule	<a href="#">H2.5/19D BL</a>		
Cross-section for conductor connection	Type	fine-wired		
	nominal	4 mm <sup>2</sup>		
wire end ferrule	Stripping length	nominal	12 mm	
	Recommended wire-end ferrule	<a href="#">H4.0/12</a>		
	Stripping length	nominal	14 mm	
	Recommended wire-end ferrule	<a href="#">H4.0/20D GR</a>		
Cross-section for conductor connection	Type	fine-wired		
	nominal	6 mm <sup>2</sup>		
wire end ferrule	Stripping length	nominal	12 mm	
	Recommended wire-end ferrule	<a href="#">H6.0/12</a>		
	Stripping length	nominal	14 mm	
	Recommended wire-end ferrule	<a href="#">H6.0/20 SW</a>		
Cross-section for conductor connection	Type	fine-wired		
	nominal	10 mm <sup>2</sup>		
wire end ferrule	Stripping length	nominal	12 mm	

**BVF 7.62HP/02/180MSF2 SN BK BX**

**Weidmüller Interface GmbH & Co. KG**  
 Klingenbergstraße 26  
 D-32758 Detmold  
 Germany

www.weidmueller.com

**Technical data**

Recommended wire-  
end ferrule [H10,0/12](#)

Reference text The outside diameter of the plastic collar should not be larger than the pitch (P), Length of ferrules is to be chosen depending on the product and the rated voltage.

**Rated data acc. to IEC**

tested acc. to standard	IEC 60664-1, IEC 61984	Rated current, min. number of poles (Tu=20°C)	57 A
Rated current, max. number of poles (Tu=20°C)	51 A	Rated current, min. number of poles (Tu=40°C)	57 A
Rated current, max. number of poles (Tu=40°C)	45 A	Rated voltage for surge voltage class / pollution degree II/2	1000 V
Rated voltage for surge voltage class / pollution degree III/2	1000 V	Rated voltage for surge voltage class / pollution degree III/3	800 V
Rated impulse voltage for surge voltage class/ pollution degree II/2	6 kV	Rated impulse voltage for surge voltage class/ pollution degree III/2	8 kV
Rated impulse voltage for surge voltage class/ contamination degree III/3	8 kV	Short-time withstand current resistance	3 x 1s with 420 A
Creepage distance, min.	12.7 mm	Clearance, min.	10.4 mm

**Rated data acc. to CSA**

Institute (CSA)	CSA	Certificate No. (CSA)	200039-1121690
Rated voltage (Use group B / CSA)	600 V	Rated voltage (Use group C / CSA)	600 V
Rated voltage (Use group D / CSA)	600 V	Rated current (Use group B / CSA)	33 A
Rated current (Use group C / CSA)	33 A	Rated current (Use group D / CSA)	5 A
Wire cross-section, AWG, min.	AWG 24	Wire cross-section, AWG, max.	AWG 8
Reference to approval values	Specifications are maximum values, details - see approval certificate.		

**Rated data acc. to UL 1059**

Institute (cURus)	CURUS	Certificate No. (cURus)	E60693
Rated voltage (Use group B / UL 1059)	600 V	Rated voltage (Use group C / UL 1059)	600 V
Rated voltage (Use group D / UL 1059)	600 V	Rated current (Use group B / UL 1059)	39 A
Rated current (Use group C / UL 1059)	39 A	Rated current (Use group D / UL 1059)	5 A
Wire cross-section, AWG, min.	AWG 24	Wire cross-section, AWG, max.	AWG 8
Reference to approval values	Specifications are maximum values, details - see approval certificate.		

**Packing**

Packaging	Box	VPE length	352.00 mm
VPE width	137.00 mm	VPE height	61.00 mm

**Type tests**

Test: Durability of markings	Standard	DIN EN 61984 section 7.3.2 / 09.02 taking pattern from DIN EN 60068-2-70 / 07.96
	Test	mark of origin, type identification, pitch
	Evaluation	available
	Test	durability
Test: Misengagement (Non-interchangeability)	Evaluation	passed
	Standard	DIN EN 61984 section 6.3 and 6.9.1 / 09.02, DIN EN 60512-13-5 / 11.08
	Test	180° turned with coding elements
	Evaluation	passed

**BVF 7.62HP/02/180MSF2 SN BK BX**

**Weidmüller Interface GmbH & Co. KG**  
 Klingenbergstraße 26  
 D-32758 Detmold  
 Germany

www.weidmueller.com

**Technical data**

	Test	180° turned without coding elements	
	Evaluation	passed	
Test: Clampable cross section	Standard	DIN EN 60999-1 section 7 and 9.1 / 12.00, DIN EN 60947-1 section 8.2.4.5.1 / 04.08	
	Conductor type	Type of conductor and conductor cross-section	solid 0.5 mm <sup>2</sup>
		Type of conductor and conductor cross-section	stranded 0.5 mm <sup>2</sup>
		Type of conductor and conductor cross-section	solid 6 mm <sup>2</sup>
		Type of conductor and conductor cross-section	stranded 6 mm <sup>2</sup>
		Type of conductor and conductor cross-section	AWG 24/1
		Type of conductor and conductor cross-section	AWG 24/19
		Type of conductor and conductor cross-section	AWG 14/1
		Type of conductor and conductor cross-section	AWG 14/19
Evaluation	passed		
Test for damage to and accidental loosening of conductors	Standard	DIN EN 60999-1 section 9.4 / 12.00	
	Requirement	0.3 kg	
	Conductor type	Type of conductor and conductor cross-section	H05V-U0.5
		Type of conductor and conductor cross-section	H05V-K0.5
		Type of conductor and conductor cross-section	AWG 20/1
		Type of conductor and conductor cross-section	AWG 20/19
	Evaluation	passed	
	Requirement	1.4 kg	
	Conductor type	Type of conductor and conductor cross-section	H07V-U6
Type of conductor and conductor cross-section		H07V-K6	
Type of conductor and conductor cross-section		AWG 10/1	
Type of conductor and conductor cross-section		AWG 10/19	
Evaluation	passed		
Pull-out test	Standard	DIN EN 60999-1 section 9.5 / 12.00	
	Requirement	≥20 N	
	Conductor type	Type of conductor and conductor cross-section H05V-U0.5	

## BVF 7.62HP/02/180MSF2 SN BK BX

**Weidmüller Interface GmbH & Co. KG**  
 Klingenbergstraße 26  
 D-32758 Detmold  
 Germany

www.weidmueller.com

## Technical data

	Type of conductor and conductor cross-section	H05V-K0.5
	Type of conductor and conductor cross-section	AWG 20/1
	Type of conductor and conductor cross-section	AWG 20/19
Evaluation	passed	
Requirement	≥80 N	
Conductor type	Type of conductor and conductor cross-section	H07V-U6
	Type of conductor and conductor cross-section	H07V-K6
	Type of conductor and conductor cross-section	AWG 10/1
	Type of conductor and conductor cross-section	AWG 10/19
Evaluation	passed	

### Important note

**IPC conformity** Conformity: The products are developed, manufactured and delivered according international recognized standards and norms and comply with the assured properties in the data sheet resp. fulfill decorative properties in accordance with IPC-A-610 "Class 2". Further claims on the products can be evaluated on request.

- Notes**
- Additional variants on request
  - Wire end ferrule with plastic collar to DIN 46228/4
  - Wire end ferrule without plastic collar to DIN 46228/1
  - P on drawing = pitch
  - Rated data refer only to the component itself. Clearance and creepage distances to other components are to be designed in accordance with the relevant application standards.
  - In accordance with IEC 61984, OMNIMATE-connectors are connectors without breaking capacity (COC). During designated use, connectors are not allowed to be engaged or disengaged when live or under load
  - Long term storage of the product with average temperature of 50 °C and maximum humidity 70%, 36 months

### Classifications

ETIM 8.0	EC002638	ETIM 9.0	EC002638
ETIM 10.0	EC002638	ECLASS 14.0	27-46-02-02
ECLASS 15.0	27-46-02-02		


**BVF 7.62HP/02/180MSF2 SN BK BX**

**Weidmüller Interface GmbH & Co. KG**  
 Klingenbergstraße 26  
 D-32758 Detmold  
 Germany

www.weidmueller.com

**Drawings**

**Product image**



**Dimensional drawing**



Similar to illustration

**Connection diagram**

6	M(S)F6	o	o	o	o	o	X	o
6	M(S)F5	o	o	o	o	X	o	o
6	M(S)F4	o	o	o	X	o	o	o
6	M(S)F3	o	o	X	o	o	o	o
6	M(S)F2	o	X	o	o	o	o	o
5	M(S)F5	o	o	o	o	X	o	o
5	M(S)F4	o	o	o	X	o	o	o
5	M(S)F3	o	o	X	o	o	o	o
5	M(S)F2	o	X	o	o	o	o	o
4	M(S)F4	o	o	o	X	o	o	o
4	M(S)F3	o	o	X	o	o	o	o
4	M(S)F2	o	X	o	o	o	o	o
3	M(S)F3	o	o	X	o	o	o	o
3	M(S)F2	o	X	o	o	o	o	o
2	M(S)F2	o	X	o	o	o	o	o
NO OF POLES	X = MIDDLE FLANGE POSITION	1	2	3	4	5	6	7
		POS. 1 2 3 4 5						

**Graph**



**Graph**



**Graph**



Installation without tools Outlet direction: 90° und 180°

**BVF 7.62HP/02/180MSF2 SN BK BX**

**Weidmüller Interface GmbH & Co. KG**  
Klingenbergstraße 26  
D-32758 Detmold  
Germany

**Drawings**

[www.weidmueller.com](http://www.weidmueller.com)

**Product benefits**



Installation without tools Outlet direction: 90° und 180°

## BVF 7.62HP/02/180MSF2 SN BK BX

**Weidmüller Interface GmbH & Co. KG**  
 Klingenbergstraße 26  
 D-32758 Detmold  
 Germany

www.weidmueller.com

## Accessories

### Coding elements



The pluggable connections for power electronics - optimised for modern drive technologies, e.g. motor starters, frequency converters and servo-controllers. OMNIMATE Power sets the new standard – with increased safety and innovative solutions such as the pluggable shield, integrated signal contacts and one-handed operation.

The three product lines offer you further advantages:

- Application-oriented scalability: from the compact 4 mm<sup>2</sup> connector for 29 A (IEC) or 20 A (UL) up to the sturdy 16 mm<sup>2</sup> connector for 76 A (IEC) or 54 A (UL)
- Unlimited usage up to 1,000 V (IEC) or 600 V (UL)
- A variety of application optimised mounting options

Our service:

Design your individual connectors simply by using the product configurator.

### General ordering data

Type	BV/SV 7.62HP KO	Version	
Order No.	<a href="#">1937590000</a>	PCB plug-in connector, Accessories, Coding element, black, Number	
GTIN (EAN)	4032248608881	of poles: 1	
Qty.	50 ST		

### Slotted screwdriver



Slotted screwdriver with rounded blade SD DIN 5265, ISO 2380/2, output to DIN 5264, ISO 2380/1. ChromTop tip, SoftFinish grip

### General ordering data

Type	SDS 0.8X4.5X125	Version	
Order No.	<a href="#">2749370000</a>	Screwdriver, Blade width (B): 4.5 mm, Blade length: 125 mm, Blade	
GTIN (EAN)	4050118895599	thickness (A): 0.8 mm	
Qty.	1 ST		

### Crimping tools



Crimping tools for wire end ferrules, with and without plastic collars

- Ratchet guarantees precise crimping
- Release option in the event of incorrect operation

## BVF 7.62HP/02/180MSF2 SN BK BX

**Weidmüller Interface GmbH & Co. KG**  
Klingenbergstraße 26  
D-32758 Detmold  
Germany

[www.weidmueller.com](http://www.weidmueller.com)

## Accessories

### General ordering data

Type	PZ 6/5	Version	
Order No.	<a href="#">9011460000</a>	Pressing tool, Crimping tool for wire-end ferrules, 0.25mm <sup>2</sup> , 6mm <sup>2</sup> ,	
GTIN (EAN)	4008190165352	Trapezoidal indentation crimp	
Qty.	1 ST		

## BVF 7.62HP/02/180MSF2 SN BK BX

**Weidmüller Interface GmbH & Co. KG**  
 Klingenbergstraße 26  
 D-32758 Detmold  
 Germany

www.weidmueller.com

## Counterpart

### SV 7.62HP 180MF SN



180° male header with middle flange with a 7.62 pitch. Meets the requirements of IEC 61800-5-1 and enables UL approval as per UL840 600 V.

Without a female header, the mating profile guarantees minimum touch safety of >3 mm with 20 N pressure on the test finger.

The automatically locking middle flange which can optionally also be screwed, reduces space requirements by one pitch width in comparison with conventional solutions.

On request: available with screw flange or without flange.

#### General ordering data

Type	SV 7.62HP/02/180MF2 3.5...	Version
Order No.	<a href="#">1048350000</a>	PCB plug-in connector, male header, closed side, Middle flange, THT
GTIN (EAN)	4032248786671	solder connection, 7.62 mm, Number of poles: 2, 180°, Solder pin
Qty.	78 ST	length (l): 3.5 mm, tinned, black, Box

### SV 7.62HP 270MF SN



270° male header with middle flange with a 7.62 pitch. Meets the requirements of IEC 61800-5-1 and enables UL approval as per UL840 600 V. Without a female header, the mating profile guarantees minimum touch safety of >3 mm with 20 N pressure on the test finger.


The automatically locking middle flange which can optionally also be screwed, reduces space requirements by one pitch width in comparison with conventional solutions.

On request: available with screw flange or without flange.

#### General ordering data

Type	SV 7.62HP/02/270MF2 3.5...	Version
Order No.	<a href="#">1048370000</a>	PCB plug-in connector, male header, closed side, Middle flange, THT
GTIN (EAN)	4032248786657	solder connection, 7.62 mm, Number of poles: 2, 270°, Solder pin
Qty.	78 ST	length (l): 3.5 mm, tinned, black, Box

### SV 7.62HP 90MF SN



90° male header with middle flange with a 7.62 pitch. Meets the requirements of IEC 61800-5-1 and enables UL approval as per UL840 600 V.

Without a female header, the mating profile guarantees minimum touch safety of >3 mm with 20 N pressure on the test finger.

The automatically locking middle flange which can optionally also be screwed, reduces space requirements by one pitch width in comparison with conventional solutions.

On request: available with screw flange or without flange.

## BVF 7.62HP/02/180MSF2 SN BK BX

**Weidmüller Interface GmbH & Co. KG**  
 Klingenbergstraße 26  
 D-32758 Detmold  
 Germany


www.weidmueller.com

## Counterpart

### General ordering data

Type	SV 7.62HP/02/90MF2 3.5S...	Version
Order No.	<a href="#">1048390000</a>	PCB plug-in connector, male header, closed side, Middle flange, THT
GTIN (EAN)	4032248786633	solder connection, 7.62 mm, Number of poles: 2, 90°, Solder pin
Qty.	78 ST	length (l): 3.5 mm, tinned, black, Box

### SVF 7.62HP/180MF




180° inverted inverse voltage-safe male header with PUSH IN connection technology for field wiring. With automatically locking middle flange for field wiring in 6 mm<sup>2</sup> with 7.62 pitch. Also ideal as a touch-safe solution for inverse voltages. Meets the requirements of UL1059 600 V class C and IEC 61800-5-1. On request, also available without middle flange.

### General ordering data

Type	SVF 7.62HP/02/180MF2 SN...	Version
Order No.	<a href="#">1061020000</a>	PCB plug-in connector, male plug, 7.62 mm, Number of poles:
GTIN (EAN)	4032248810727	2, 180°, PUSH IN without actuator, Tension-clamp connection,
Qty.	65 ST	Clamping range, max. : 10 mm <sup>2</sup> , Box

### SVF 7.62HP/180SFBMF



180° inverted male header with PUSH IN connection technology for field wiring in 6 mm<sup>2</sup> with 7.62 pitch as "three-flange variant" for housing passage. Suitable for housings with a max. wall thickness of 16 mm. Also perfect as a finger-safe solution for inverse voltages. Meets the requirements of UL1059 600 V class C and IEC 61800-5-1.


### General ordering data

Type	SVF 7.62HP/02/180SFBMF2...	Version
Order No.	<a href="#">1429920000</a>	PCB plug-in connector, male plug, 7.62 mm, Number of poles:
GTIN (EAN)	4050118234800	2, 180°, PUSH IN without actuator, Tension-clamp connection,
Qty.	40 ST	Clamping range, max. : 10 mm <sup>2</sup> , Box

**BVF 7.62HP/02/180MSF2 SN BK BX**

**Weidmüller Interface GmbH & Co. KG**  
 Klingenbergstraße 26  
 D-32758 Detmold  
 Germany


www.weidmueller.com

**Counterpart****SVF 7.62HP/180SFMF**

180° inverted male header with PUSH IN connection technology for field wiring in 6 mm<sup>2</sup> with 7.62 pitch as "three-flange variant" for housing passage. Suitable for housings with a max. wall thickness of 2 mm. Also perfect as a finger-safe solution for inverse voltages. Meets the requirements of UL1059 600 V class C and IEC 61800-5-1.

**General ordering data**

Type	SVF 7.62HP/02/180SFMF2 ...	Version
Order No.	<a href="#">1427220000</a>	PCB plug-in connector, male plug, 7.62 mm, Number of poles:
GTIN (EAN)	4050118231250	2, 180°, PUSH IN without actuator, Tension-clamp connection,
Qty.	40 ST	Clamping range, max. : 10 mm <sup>2</sup> , Box

**SV-SMT 7.62IT 90MF SN BX**

OMNIMATE Power for IT networks – scalable to 50 kVA  
 Tailor-made solutions for special requirements  
 More standard-compliance means fewer compromises:  
 OMNIMATE Power for IT networks has integrated features incorporated as standard across the range. This makes the design-in and approvals process simpler and makes them safer and more reliable in operation. Results for the application and advantages for the user: unlimited use in 400-V IT systems and touch safety according to IEC 61800-5-1 (+ 5.5 mm). The self-snapping one-handed safety flange enables intuitive and safe usage. Operational reliability is guaranteed by the automatic interlock feature during the plug-in process. In conclusion: You need no additional device covering. The application-oriented design means that no compromises are necessary during the approval process.

**General ordering data**

Type	SV-SMT 7.62IT/02/90MF2 ...	Version
Order No.	<a href="#">2499530000</a>	PCB plug-in connector, male header, Middle flange, THT/THR solder connection, 7.62 mm, Number of poles: 2, 90°, Solder pin length (l):
GTIN (EAN)	4050118513134	2.6 mm, tinned, black, Box
Qty.	50 ST	
Type	SV-SMT 7.62IT/02/90MF2 ...	Version
Order No.	<a href="#">2498580000</a>	PCB plug-in connector, male header, Middle flange, THT/THR solder connection, 7.62 mm, Number of poles: 2, 90°, Solder pin length (l):
GTIN (EAN)	4050118511567	3.5 mm, tinned, black, Box
Qty.	50 ST	

**BVF 7.62HP/02/180MSF2 SN BK BX**

**Weidmüller Interface GmbH & Co. KG**  
 Klingenbergstraße 26  
 D-32758 Detmold  
 Germany

www.weidmueller.com

**Counterpart****SV 7.62HP 90MSF SN**

Single-row, high-current and high-performance male headers for side-by-side mounting without sacrificing any poles or with flange for fast fixing without tools. Maximum connection and operating reliability thanks to a mating profile that prevents incorrect connection, unique coding diversity and additional fastening in the flange.

**General ordering data**


Type	SV 7.62HP/02/90MSF2 3.5...	Version
Order No.	<a href="#">1048400000</a>	PCB plug-in connector, male header, closed side, Middle screw flange,
GTIN (EAN)	4032248786626	THT solder connection, 7.62 mm, Number of poles: 2, 90°, Solder pin
Qty.	78 ST	length (l): 3.5 mm, tinned, black, Box

**SVF 7.62HP/180MSF**

180° inverted inverse voltage-safe male header with PUSH IN connection technology for field wiring. With automatically locking middle flange for field wiring in 6 mm<sup>2</sup> with 7.62 pitch. Also ideal as a touch-safe solution for inverse voltages. Meets the requirements of UL 1059 600 V class C and IEC 61800-5-1. On request, also available without middle flange.

**General ordering data**

Type	SVF 7.62HP/02/180MSF2 S...	Version
Order No.	<a href="#">1061110000</a>	PCB plug-in connector, male plug, 7.62 mm, Number of poles:
GTIN (EAN)	4032248810659	2, 180°, PUSH IN without actuator, Tension-clamp connection,
Qty.	65 ST	Clamping range, max. : 10 mm <sup>2</sup> , Box

**SV-SMT 7.62IT 90MSF SN BX**

OMNIMATE Power for IT networks – scalable to 50 kVA  
 Tailor-made solutions for special requirements  
 More standard-compliance means fewer compromises: OMNIMATE Power for IT networks has integrated features incorporated as standard across the range. This makes the design-in and approvals process simpler and makes them safer and more reliable in operation. Results for the application and advantages for the user: unlimited use in 400-V IT systems and touch safety according to IEC 61800-5-1 (+ 5.5 mm). The self-snapping one-handed safety flange enables intuitive and safe usage. Operational reliability is guaranteed by the automatic interlock feature during the plug-in process. In conclusion: You need no additional device covering. The application-oriented design means that no compromises are necessary during the approval process.

**BVF 7.62HP/02/180MSF2 SN BK BX**

**Weidmüller Interface GmbH & Co. KG**  
 Klingenbergstraße 26  
 D-32758 Detmold  
 Germany

www.weidmueller.com

**Counterpart**

**General ordering data**

Type	SV-SMT 7.62IT/02/90MSF2...	Version
Order No.	<a href="#">2499800000</a>	PCB plug-in connector, male header, Middle screw flange, THT/THR
GTIN (EAN)	4050118513226	solder connection, 7.62 mm, Number of poles: 2, 90°, Solder pin
Qty.	78 ST	length (l): 2.6 mm, tinned, black, Box
Type	SV-SMT 7.62IT/02/90MSF2...	Version
Order No.	<a href="#">2498680000</a>	PCB plug-in connector, male header, Middle screw flange, THT/THR
GTIN (EAN)	4050118511888	solder connection, 7.62 mm, Number of poles: 2, 90°, Solder pin
Qty.	50 ST	length (l): 3.5 mm, tinned, black, Box