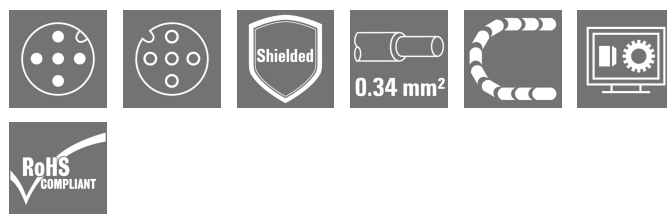


SAIL-M12GM12G-5S2.0U**Weidmüller Interface GmbH & Co. KG**

Klingenbergstraße 26

D-32758 Detmold

Germany

www.weidmueller.com

Sensor/actuator cables are used for wiring sensors and actuators and for transmitting data or power in various applications. The moulded cable offers connected and tested connection of the plug-in connector to the cable ex-works. The cables may be exposed to a wide range of conditions, such as humidity, dust, heat, cold, shock or vibration.

Our developers have focused specifically on this issue and designed a host of different M8 and M12 sensor-actuator cables so you are bound to find the solution you need for your application.

Our sensor cables come with 360° shielding which provides protection against electromagnetic interference. Is there something you have not managed to find or you feel needs explanation? Talk to us!

General ordering data

Version	Sensor/actuator line, Connecting line, M12 / M12, Number of poles : 5, 2 m, pin, straight - socket, straight, Shielded: Yes, LED: No, Sheath material: PUR, Halogen: No
Order No.	1058510200
Type	SAIL-M12GM12G-5S2.0U
GTIN (EAN)	4032248813131
Qty.	1 items

SAIL-M12GM12G-5S2.0U

Weidmüller Interface GmbH & Co. KG
 Klingenbergstraße 26
 D-32758 Detmold
 Germany

www.weidmueller.com

Technical data

Approvals

Approvals



ROHS	Conform
UL File Number Search	UL Website
Certificate no. (cULus)	E307231

Dimensions and weights

Net weight	121 g
------------	-------

Environmental Product Compliance

RoHS Compliance Status	Compliant with exemption
RoHS Exemption (if applicable/known)	6c
REACH SVHC	Lead 7439-92-1
SCIP	1c533b66-fcff-4da5-b89f-fd55fbf5cb55

Technical specifications for cable

Cable length	2 m	Sheathing colour	black
Resistance to oils	in accordance with IEC 60811:404	Suitable for cable carriers	Yes
Core cross-section	0.34 mm ²	Shielded	Yes
Halogen	No	Insulation	PP
Acceleration	5 m/s ²	Bending radius, min., moving	10 x cable diameter
Bending radius, min., stationary	5 x cable diameter	Bending cycles	2 Mio
Resistance to spread of flame	In accordance with UL1581 UL / CUL FT2, in accordance with IEC 60332-2-2	Speed	200 m/s
Sheath material	PUR	Configurable cable length	No
LABS-free	Yes	Hydrolysis and microbe resistant	Yes
Outer cladding in accordance with UL AWM style	20549 (80 °C / 300 V)	Core in accordance with UL AWM style	10493 (80 °C / 300 V)
Irradiation crosslinked	No	Welding spark resistance	No
Colour coding	blue, white, brown, grey, black	Torsion resistance	0 °/m
Temperature range, stationary	-40...80 °C	Resistant to welding beads	No
Temperature range, moving	-25...80 °C	Number of poles	5
Outside diameter	5.7 mm ± 0.2 mm		

General technical data

Coding	A-coded	Connection thread	M12 / M12
Contact surface	Gold-plated	LED	No
Version	pin, straight - socket, straight	Housing main material	PUR
Insulation resistance	108 Ω	Nominal voltage	60 V
Nominal current	4 A	Protection degree	IP65, IP66, IP67, IP68, when screwed in
Plugging cycles	≥ 100	Pollution severity	3
jumpered	No	Threaded ring material	Diecast zinc
Temperature range of housing	-25...+85 °C	Tightening torque	M12: 0.8 - 1.2 Nm

SAIL-M12GM12G-5S2.0U

Weidmüller Interface GmbH & Co. KG
 Klingenbergstraße 26
 D-32758 Detmold
 Germany

www.weidmueller.com

Technical data**Electrical properties**

Insulation resistance	108 Ω	Nominal voltage	60 V
-----------------------	-------	-----------------	------

General standards

Connector standard	IEC 61076-2-101	Certificate no. (cULus)	E307231
--------------------	-----------------	-------------------------	---------

Standards

Connector standard	IEC 61076-2-101
--------------------	-----------------

Plug, left

Plug left	M12, A-coded, IP69, male contact, straight, Plastic, shielded
-----------	---

Plug, right

Plug right	M12, A-coded, IP69, female contact, straight, Plastic, shielded
------------	---

Classifications

ETIM 8.0	EC001855	ETIM 9.0	EC001855
ETIM 10.0	EC001855	ECLASS 14.0	27-06-03-11
ECLASS 15.0	27-06-03-11		

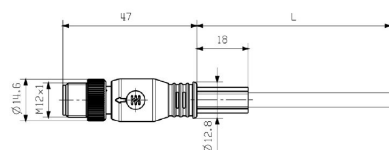
SAIL-M12GM12G-5S2.0U

Weidmüller Interface GmbH & Co. KG
Klingenbergstraße 26
D-32758 Detmold
Germany

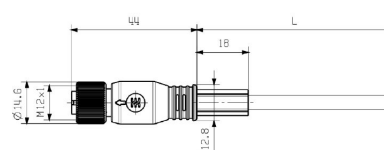
www.weidmueller.com

Drawings

Dimensioned drawing

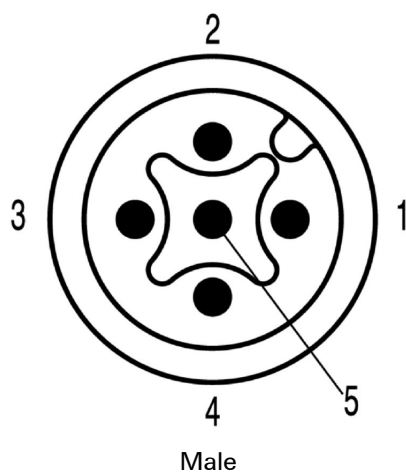


Dimensioned drawing

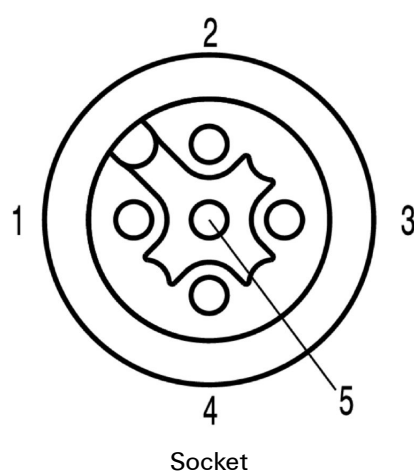


Straight socket

Pole scheme



Pole scheme



SAIL-M12GM12G-5S2.0U

Weidmüller Interface GmbH & Co. KG
Klingenbergstraße 26
D-32758 Detmold
Germany

www.weidmueller.com

Drawings

Wiring diagram

The ideal tool: Screwty® with torque function



Light, securely screwed-in round plug-in connectors. Screwty set DM / VPE: 1 / Order No.: 1920000000 Adapters: M12, M12 F, M8, M8 F