

SAIL-M12GM12G-4S6.0U

Weidmüller Interface GmbH & Co. KG
 Klingenbergstraße 26
 D-32758 Detmold
 Germany

www.weidmueller.com

Product image



Sensor/actuator cables are used for wiring sensors and actuators and for transmitting data or power in various applications. The moulded cable offers connected and tested connection of the plug-in connector to the cable ex-works. The cables may be exposed to a wide range of conditions, such as humidity, dust, heat, cold, shock or vibration.

Our developers have focused specifically on this issue and designed a host of different M8 and M12 sensor-actuator cables so you are bound to find the solution you need for your application.

Our sensor cables come with 360° shielding which provides protection against electromagnetic interference. Is there something you have not managed to find or you feel needs explanation? Talk to us!

General ordering data

| | |
|------------|---|
| Version | Sensor/actuator line, Connecting line, M12 / M12, Number of poles : 4, 6 m, pin, straight - socket, straight, Shielded: Yes, LED: No, Sheath material: PUR, Halogen: No |
| Order No. | 1058500600 |
| Type | SAIL-M12GM12G-4S6.0U |
| GTIN (EAN) | 4050118392869 |
| Qty. | 1 items |

SAIL-M12GM12G-4S6.0U

Weidmüller Interface GmbH & Co. KG
Klingenbergstraße 26
D-32758 Detmold
Germany

www.weidmueller.com

Technical data

Approvals

Approvals



UL File Number Search [UL Website](#)
Certificate no. (cULus) E307231

Dimensions and weights

Net weight 200 g

Environmental Product Compliance

RoHS Compliance Status Compliant with exemption
RoHS Exemption (if applicable/known) 6c
REACH SVHC Lead 7439-92-1
SCIP 1c533b66-fcff-4da5-b89f-fd55fbf5cb55

Technical specifications for cable

| | | | |
|--|--|--------------------------------------|---------------------------|
| Cable length | 6 m | Sheathing colour | black |
| Resistance to oils | in accordance with IEC 60811:404 | Suitable for cable carriers | Yes |
| Core cross-section | 0.34 mm ² | Shielded | Yes |
| Halogen | No | Insulation | PP |
| Acceleration | 5 m/s ² | Bending radius, min., moving | 10 x cable diameter |
| Bending radius, min., stationary | 5 x cable diameter | Bending cycles | 2 Mio |
| Resistance to spread of flame | In accordance with UL1581 UL / CUL FT2, in accordance with IEC 60332-2-2 | Speed | 200 m/s |
| Sheath material | PUR | Configurable cable length | No |
| LABS-free | Yes | Hydrolysis and microbe resistant | Yes |
| Outer cladding in accordance with UL AWM style | 20549 (80 °C / 300 V) | Core in accordance with UL AWM style | 10493 (80 °C / 300 V) |
| Hybrid cable | No | Irradiation crosslinked | No |
| Welding spark resistance | No | Colour coding | brown, white, blue, black |
| Torsion resistance | 0 °/m | Temperature range, stationary | -50...80 °C |
| Resistant to welding beads | No | Temperature range, moving | -25...80 °C |
| Number of poles | 4 | Outside diameter | 5.4 mm ± 0.2 mm |

General technical data

| | | | |
|------------------------|---|------------------------------|--------------|
| Coding | A-coded | Connection thread | M12 / M12 |
| Contact surface | Gold-plated | LED | No |
| Version | pin, straight - socket, straight | Housing main material | PUR |
| Insulation resistance | 108 Ω | Contact material | CuZn35PB2 |
| Nominal voltage | 250 V | Nominal current | 4 A |
| Protection degree | IP65, IP66, IP67, IP68, when screwed in | Plugging cycles | ≥ 100 |
| Pollution severity | 3 | jumpered | No |
| Threaded ring material | Diecast zinc | Temperature range of housing | -25...+85 °C |
| Tightening torque | M12: 0.8 - 1.2 Nm | | |

SAIL-M12GM12G-4S6.0U

Weidmüller Interface GmbH & Co. KG
 Klingenbergstraße 26
 D-32758 Detmold
 Germany

www.weidmueller.com

Technical data

Electrical properties

| | | | |
|-----------------------|-------|-----------------|-------|
| Insulation resistance | 108 Ω | Nominal voltage | 250 V |
|-----------------------|-------|-----------------|-------|

General standards

| | | | |
|--------------------|-----------------|-------------------------|---------|
| Connector standard | IEC 61076-2-101 | Certificate no. (cULus) | E307231 |
|--------------------|-----------------|-------------------------|---------|

Standards

| | |
|--------------------|-----------------|
| Connector standard | IEC 61076-2-101 |
|--------------------|-----------------|

Plug, left

| | |
|-----------|---|
| Plug left | connector, M12, A-coded, Number of poles: 4, male contact, straight, shielded |
|-----------|---|

Plug, right

| | |
|------------|---|
| Plug right | connector, M12, A-coded, Number of poles: 4, female contact, straight, shielded |
|------------|---|

Classifications

| | | | |
|-------------|-------------|-------------|-------------|
| ETIM 8.0 | EC001855 | ETIM 9.0 | EC001855 |
| ETIM 10.0 | EC001855 | ECLASS 14.0 | 27-06-03-11 |
| ECLASS 15.0 | 27-06-03-11 | | |

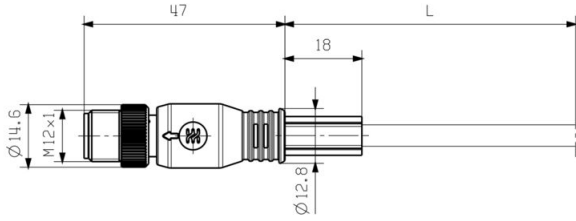
SAIL-M12GM12G-4S6.0U

Weidmüller Interface GmbH & Co. KG
Klingenbergstraße 26
D-32758 Detmold
Germany

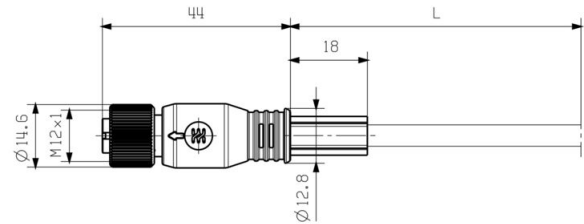
www.weidmueller.com

Drawings

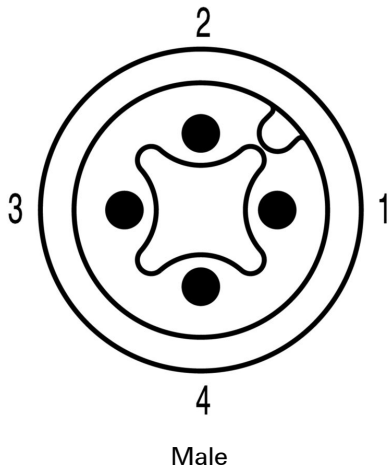
Dimensioned drawing



Dimensioned drawing

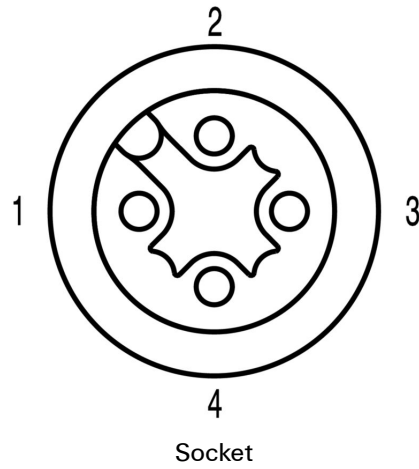


Pole scheme



Male

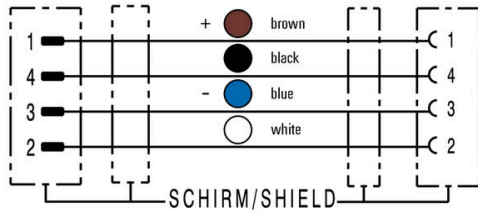
Pole scheme



Socket

Drawings

Wiring diagram



The ideal tool: Screwty® with torque function



Light, securely screwed-in round plug-in connectors. Screwty set DM / VPE: 1 / Order No.: 1920000000 Adapters: M12, M12 F, M8, M8 F