

SAIL-M12GM12G-4B-5.0U**Weidmüller Interface GmbH & Co. KG**

Klingenbergstraße 26

D-32758 Detmold

Germany

www.weidmueller.com

Sensor/actuator cables are used for wiring sensors and actuators and for transmitting data or power in various applications. The moulded cable offers connected and tested connection of the plug-in connector to the cable ex-works. The cables may be exposed to a wide range of conditions, such as humidity, dust, heat, cold, shock or vibration.

Our developers have focused specifically on this issue and designed a host of different M8 and M12 sensor-actuator cables so you are bound to find the solution you need for your application.

Is there something you have not managed to find or you feel needs explanation? Talk to us!

General ordering data

| | |
|------------|--|
| Version | Sensor/actuator line, Connecting line, M12 / M12, Number of poles : 4, 5 m, pin, straight - socket, straight, Shielded: No, LED: No, Sheath material: PUR, Halogen: No |
| Order No. | 1057840500 |
| Type | SAIL-M12GM12G-4B-5.0U |
| GTIN (EAN) | 4032248798407 |
| Qty. | 1 items |

SAIL-M12GM12G-4B-5.0U

Weidmüller Interface GmbH & Co. KG
 Klingenbergstraße 26
 D-32758 Detmold
 Germany

www.weidmueller.com

Technical data

Approvals

Approvals



| | |
|-------------------------|----------------------------|
| ROHS | Conform |
| UL File Number Search | UL Website |
| Certificate no. (cULus) | E307231 |

Dimensions and weights

| | |
|------------|----------|
| Net weight | 146.08 g |
|------------|----------|

Environmental Product Compliance

| | |
|--------------------------------------|--------------------------------------|
| RoHS Compliance Status | Compliant with exemption |
| RoHS Exemption (if applicable/known) | 6c |
| REACH SVHC | Lead 7439-92-1 |
| SCIP | 1c533b66-fcff-4da5-b89f-fd55fbf5cb55 |

Technical specifications for cable

| | | | |
|--------------------------------------|-----------------------|--|--|
| Cable length | 5 m | Sheathing colour | black (similar to RAL 9005) |
| Resistance to oils | Yes | Suitable for cable carriers | Yes |
| Core cross-section | 0.34 mm ² | Number of wires | 4 |
| Shielded | No | Halogen | No |
| Insulation | PP | Acceleration | 5 m/s ² |
| Bending radius, min., moving | 10 x cable diameter | Bending radius, min., stationary | 5 x cable diameter |
| Bending cycles | 12 Mio | Resistance to spread of flame | In accordance with UL1581 UL / CUL FT2, in accordance with IEC 60332-2-2 |
| Speed | 3.33 m/s | Sheath material | PUR |
| Configurable cable length | Yes | LABS-free | Yes |
| Hydrolysis and microbe resistant | Yes | Outer cladding in accordance with UL AWM style | 20549 (80 °C / 300 V) |
| Core in accordance with UL AWM style | 10493 (80 °C / 300 V) | Irradiation crosslinked | No |
| Welding spark resistance | No | Colour coding | brown, white, blue, black |
| Torsion resistance | 180 °/m | Temperature range, stationary | -50...80 °C |
| Resistant to welding beads | No | Bending cycles at torsion | > 5 Mio. |
| Temperature range, moving | -25...+60 °C | Length of torsion | 1 m |
| Number of poles | 4 | Outside diameter | 4.1 mm + 0.15 mm |

General technical data

| | | | |
|------------------------------|----------------------------------|--|---|
| Coding | B-coded | Connection thread | M12 / M12 |
| Contact surface | Gold-plated | LED | No |
| Version | pin, straight - socket, straight | Housing main material | PUR |
| Insulation resistance | 108 Ω | Nominal voltage | 250 V |
| Nominal current | 4 A | Protection degree | IP65, IP66, IP67, IP68, when screwed in, IP69 |
| Plugging cycles | ≥ 100 | Pollution severity | 3 |
| jumpered | No | Threaded ring material | Diecast zinc |
| Temperature range of housing | -25...+85 °C | Shock and vibration proof according to | Section B |
| Tightening torque | M12: 0.8 - 1.2 Nm | | |

SAIL-M12GM12G-4B-5.0U

Weidmüller Interface GmbH & Co. KG
 Klingenbergstraße 26
 D-32758 Detmold
 Germany

www.weidmueller.com

Technical data**Electrical properties**

| | | | |
|-----------------------|-------|-----------------|-------|
| Insulation resistance | 108 Ω | Nominal voltage | 250 V |
|-----------------------|-------|-----------------|-------|

General standards

| | | | |
|--------------------|-----------------|-------------------------|---------|
| Connector standard | IEC 61076-2-101 | Certificate no. (cULus) | E307231 |
|--------------------|-----------------|-------------------------|---------|

Standards

| | | | |
|--------------------|-----------------|--|-----------|
| Connector standard | IEC 61076-2-101 | Shock and vibration proof according to | Section B |
|--------------------|-----------------|--|-----------|

Plug, left

| | |
|-----------|---|
| Plug left | M12, B-coded, IP69, male contact, straight, Plastic, unshielded |
|-----------|---|

Plug, right

| | |
|------------|---|
| Plug right | M12, B-coded, IP69, female contact, straight, Plastic, unshielded |
|------------|---|

Classifications

| | | | |
|-------------|-------------|-------------|-------------|
| ETIM 6.0 | EC001855 | ETIM 7.0 | EC001855 |
| ETIM 8.0 | EC001855 | ETIM 9.0 | EC001855 |
| ETIM 10.0 | EC001855 | ECLASS 9.0 | 27-06-03-11 |
| ECLASS 9.1 | 27-06-03-11 | ECLASS 10.0 | 27-06-03-11 |
| ECLASS 11.0 | 27-06-03-11 | ECLASS 12.0 | 27-06-03-11 |
| ECLASS 13.0 | 27-06-03-11 | ECLASS 14.0 | 27-06-03-11 |
| ECLASS 15.0 | 27-06-03-11 | | |

SAIL-M12GM12G-4B-5.0U

Weidmüller Interface GmbH & Co. KG
Klingenbergstraße 26
D-32758 Detmold
Germany

www.weidmueller.com

Drawings

Dimensioned drawing



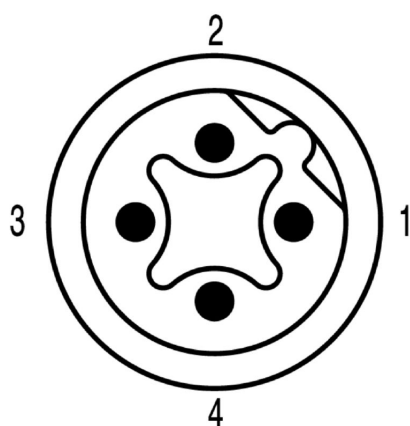
Male, straight

Dimensioned drawing



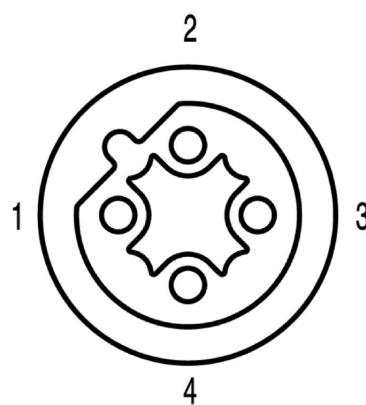
Straight socket

Pole scheme



Male

Pole scheme



Socket

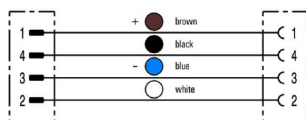
SAIL-M12GM12G-4B-5.0U

Weidmüller Interface GmbH & Co. KG
Klingenbergstraße 26
D-32758 Detmold
Germany

www.weidmueller.com

Drawings

Wiring diagram



The ideal tool: Screwty® with torque function

Light, securely screwed-in round plug-in connectors. Screwty set DM / VPE: 1 / Order No.: 1920000000 Adapters: M12, M12 F, M8, M8 F