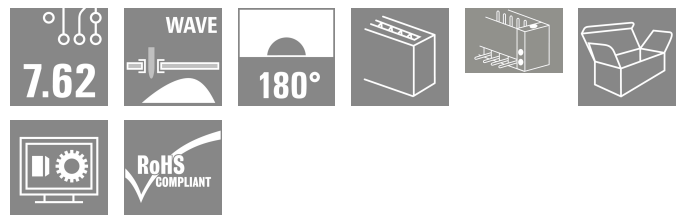



## SV 7.62HP/06/180MF4 3.5SN BK BX

**Weidmüller Interface GmbH & Co. KG**  
 Klingenbergstraße 26  
 D-32758 Detmold  
 Germany

www.weidmueller.com

### Product image



180° male header with middle flange with a 7.62 pitch.  
 Meets the requirements of IEC 61800-5-1 and enables  
 UL approval as per UL840 600 V.

Without a female header, the mating profile guarantees  
 minimum touch safety of >3 mm with 20 N pressure on  
 the test finger.

The automatically locking middle flange which can  
 optionally also be screwed, reduces space requirements  
 by one pitch width in comparison with conventional solu-  
 tions.

On request: available with screw flange or without flange.

### General ordering data

Version	PCB plug-in connector, male header, closed side, Middle flange, THT solder connection, 7.62 mm, Number of poles: 6, 180°, Solder pin length (l): 3.5 mm, tinned, black, Box
Order No.	<a href="#">1048720000</a>
Type	SV 7.62HP/06/180MF4 3.5SN BK BX
GTIN (EAN)	4032248786312
Qty.	30 items
Product data	IEC: 1000 V / 57 A UL: 300 V / 40.5 A
Packaging	Box

**SV 7.62HP/06/180MF4 3.5SN BK BX**

**Weidmüller Interface GmbH & Co. KG**  
 Klingenbergstraße 26  
 D-32758 Detmold  
 Germany

www.weidmueller.com

**Technical data**

**Approvals**

Approvals



ROHS	Conform
UL File Number Search	<a href="#">UL Website</a>
Certificate No. (cURus)	E60693

**Dimensions and weights**

Depth	11.4 mm	Depth (inches)	0.4488 inch
Height	31.8 mm	Height (inches)	1.252 inch
Height of lowest version	28.3 mm	Width	53.34 mm
Width (inches)	2.1 inch	Net weight	13.7 g

**Environmental Product Compliance**

RoHS Compliance Status	Compliant without exemption
REACH SVHC	No SVHC above 0.1 wt%

**System specifications**

Product family	OMNIMATE Power - series BV/SV 7.62HP		
Type of connection	Board connection		
Mounting onto the PCB	THT solder connection		
Pitch in mm (P)	7.62 mm		
Pitch in inches (P)	0.300 "		
Outgoing elbow	180°		
Number of poles	6		
Number of solder pins per pole	2		
Solder pin length (l)	3.5 mm		
Solder pin length tolerance	+0.1 / -0.3 mm		
Solder pin dimensions	0.8 x 1.0 mm		
Solder eyelet hole diameter (D)	1.3 mm		
Solder eyelet hole diameter tolerance (D)	+ 0,1 mm		
L1 in mm	45.72 mm		
L1 in inches	1.800 "		
Number of rows	1		
Pin series quantity	1		
Touch-safe protection acc. to DIN VDE 57 106	Touch-safe above the printed circuit board		
Touch-safe protection acc. to DIN VDE 0470	IP 20		
Protection degree	IP20, when fully mounted		
Volume resistance	2.00 mΩ		
Can be coded	Yes		
Plugging cycles	25		
Tightening torque	Torque type	Screw flange	
	Usage information	Thickness	nominal 1.6 mm nominal 3.2 mm
		Tightening torque	min. 0.65 Nm max. 0.85 Nm
	Recommended screw	Screw type	EJOT Delta PT 30x10 or similar

**SV 7.62HP/06/180MF4 3.5SN BK BX**

**Weidmüller Interface GmbH & Co. KG**  
 Klingenbergstraße 26  
 D-32758 Detmold  
 Germany

www.weidmueller.com

**Technical data**

Thickness	nominal	4.8 mm
Tightening torque	min.	0.8 Nm
	max.	1 Nm
Recommended screw	Screw type	EJOT Delta PT 30x12 or similar

**Material data**

Insulating material	PA GF	Colour	black
Colour chart (similar)	RAL 9011	Insulating material group	II
Comparative Tracking Index (CTI)	≥ 500	Moisture Level (MSL)	
UL 94 flammability rating	V-0	Contact material	Copper alloy
Contact surface	tinned	Layer structure of solder connection	1...3 µm Ni / 4...6 µm Sn matt
Layer structure of plug contact	1...3 µm Ni / 4...6 µm Sn matt	Storage temperature, min.	-40 °C
Storage temperature, max.	70 °C	Operating temperature, min.	-50 °C
Operating temperature, max.	130 °C	Temperature range, installation, min.	-25 °C
Temperature range, installation, max.	130 °C		

**Rated data acc. to IEC**

tested acc. to standard	IEC 60664-1, IEC 61984	Rated current, min. number of poles (Tu=20°C)	57 A
Rated current, max. number of poles (Tu=20°C)	41 A	Rated current, min. number of poles (Tu=40°C)	41 A
Rated current, max. number of poles (Tu=40°C)	41 A	Rated voltage for surge voltage class / pollution degree II/2	1000 V
Rated voltage for surge voltage class / pollution degree III/2	630 V	Rated voltage for surge voltage class / pollution degree III/3	630 V
Rated impulse voltage for surge voltage class/ pollution degree II/2	6 kV	Rated impulse voltage for surge voltage class/ pollution degree III/2	6 kV
Rated impulse voltage for surge voltage class/ contamination degree III/3	6 kV	Short-time withstand current resistance	3 x 1s with 420 A
Creepage distance, min.	9.6 mm	Clearance, min.	6.9 mm

**Rated data acc. to CSA**

Institute (CSA)	CSA	Certificate No. (CSA)	200039-1121690
Rated voltage (Use group B / CSA)	300 V	Rated voltage (Use group C / CSA)	300 V
Rated voltage (Use group D / CSA)	600 V	Rated current (Use group B / CSA)	35 A
Rated current (Use group C / CSA)	35 A	Rated current (Use group D / CSA)	5 A
Reference to approval values	Specifications are maximum values, details - see approval certificate.		

**Rated data acc. to UL 1059**

Institute (cURus)	CURUS	Certificate No. (cURus)	E60693
Rated voltage (Use group B / UL 1059)	300 V	Rated voltage (Use group C / UL 1059)	300 V
Rated voltage (Use group D / UL 1059)	600 V	Rated voltage (Use group F / UL 1059)	744 V
Rated current (Use group B / UL 1059)	40.5 A	Rated current (Use group C / UL 1059)	40.5 A
Rated current (Use group D / UL 1059)	5 A	Rated current (Use group F / UL 1059)	40.5 A
Creepage distance, min.	9.6 mm	Clearance distance, min.	6.9 mm
Reference to approval values	Specifications are maximum values, details - see approval certificate.		

**SV 7.62HP/06/180MF4 3.5SN BK BX**

**Weidmüller Interface GmbH & Co. KG**  
 Klingenbergstraße 26  
 D-32758 Detmold  
 Germany

www.weidmueller.com

**Technical data**

**Packing**

Packaging	Box	VPE length	350.00 mm
VPE width	135.00 mm	VPE height	38.00 mm

**Important note**

IPC conformity	Conformity: The products are developed, manufactured and delivered according international recognized standards and norms and comply with the assured properties in the data sheet resp. fulfill decorative properties in accordance with IPC-A-610 "Class 2". Further claims on the products can be evaluated on request.
Notes	<ul style="list-style-type: none"> <li>• Additional variants on request</li> <li>• Rated current related to rated cross-section &amp; min. No. of poles.</li> <li>• P on drawing = pitch</li> <li>• Rated data refer only to the component itself. Clearance and creepage distances to other components are to be designed in accordance with the relevant application standards.</li> <li>• In accordance with IEC 61984, OMNIMATE-connectors are connectors without breaking capacity (COC). During designated use, connectors are not allowed to be engaged or disengaged when live or under load</li> <li>• Long term storage of the product with average temperature of 50 °C and maximum humidity 70%, 36 months</li> </ul>

**Classifications**

ETIM 8.0	EC002637	ETIM 9.0	EC002637
ETIM 10.0	EC002637	ECLASS 14.0	27-46-02-01
ECLASS 15.0	27-46-02-01		


SV 7.62HP/06/180MF4 3.5SN BK BX

Weidmüller Interface GmbH & Co. KG  
 Klingenbergstraße 26  
 D-32758 Detmold  
 Germany

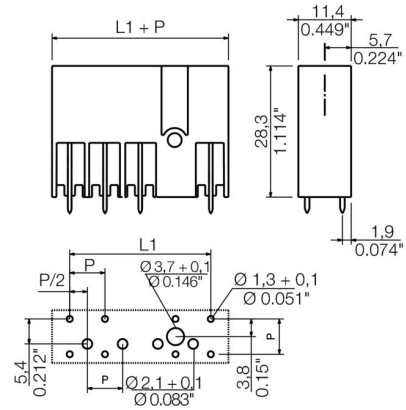
www.weidmueller.com

Drawings

Product image



Dimensional drawing



6	M(S)F6	o	o	o	o	o	X	o	o
6	M(S)F5	o	o	o	o	X	o	o	o
6	M(S)F4	o	o	o	X	o	o	o	o
6	M(S)F3	o	o	X	o	o	o	o	o
6	M(S)F2	o	X	o	o	o	o	o	o
5	M(S)F5	o	o	o	o	o	X	o	o
5	M(S)F4	o	o	o	X	o	o	o	o
5	M(S)F3	o	o	X	o	o	o	o	o
5	M(S)F2	o	X	o	o	o	o	o	o
4	M(S)F4	o	o	o	X	o	o	o	o
4	M(S)F3	o	o	X	o	o	o	o	o
4	M(S)F2	o	X	o	o	o	o	o	o
3	M(S)F3	o	o	X	o	o	o	o	o
3	M(S)F2	o	X	o	o	o	o	o	o
2	M(S)F2	o	X	o	o	o	o	o	o
NO OF POLES	X = MIDDLE FLANGE POSITION	1	2	3	4	5	6	7	
		