


**WTR 35 E****Weidmüller Interface GmbH & Co. KG**

Klingenbergstraße 26

D-32758 Detmold

Germany

www.weidmueller.com

**Product image**

Earth-wire disconnect terminal helps detect earth faults and enables the earthing of the auxiliary circuit to be disconnected. The different kind of operation status is indicated by a red and green LED.

**General ordering data**

Version	Test-disconnect terminal, Screw connection, dark beige, 35 mm <sup>2</sup> , 125 A, 24 V, Number of connections: 2, Number of levels: 1
Order No.	<a href="#">1045970000</a>
Type	WTR 35 E
GTIN (EAN)	4032248784950
Qty.	5 items
Delivery status	This article will no longer be available in the future.
Available until	2025-12-31T00:00:00+01:00

## WTR 35 E

Weidmüller Interface GmbH &amp; Co. KG

Klingenbergstraße 26

D-32758 Detmold

Germany

www.weidmueller.com

## Technical data

## Approvals

Approvals



ROHS Conform

## Dimensions and weights

Depth	67.5 mm	Depth (inches)	2.6575 inch
Depth including DIN rail	68 mm	Height	100 mm
Height (inches)	3.937 inch	Width	32 mm
Width (inches)	1.2598 inch	Net weight	172.83 g

## Temperatures

Storage temperature	-25 °C...55 °C	Ambient temperature	-50 °C...75 °C
Continuous operating temp., min.	-50 °C	Continuous operating temp., max.	120 °C

## Environmental Product Compliance

RoHS Compliance Status	Compliant without exemption
REACH SVHC	No SVHC above 0.1 wt%

## Material data

Basic material	Wemid	Colour	dark beige
UL 94 flammability rating	V-0		

## System specifications

Version	Screw connection, Spacer, with LED, in closed state	End cover plate required	No
Number of potentials	1	Number of levels	1
Number of clamping points per level	4	Number of potentials per tier	1
Levels cross-connected internally	No	PE connection	No
Mounting rail	TS 35	N-function	No
PE function	No	PEN function	No

## Additional technical data

Type of mounting	Snap-on
------------------	---------

## Conductors for clamping (additional connection)

Connection type, additional connection	Screw connection
--	------------------

## Conductors for clamping (rated connection)

Gauge to IEC 60947-1	B9	Wire connection cross section AWG, max.	AWG 2
Connection direction	on side	Tightening torque, min.	4 Nm
Stripping length	18 mm	Type of connection 2	Screw connection
Type of connection	Screw connection	Number of connections	2
Clamping range, max.	35 mm <sup>2</sup>	Clamping range, min.	4 mm <sup>2</sup>
Clamping screw	M 6	Blade size	1.2 x 6.5 mm

## WTR 35 E

**Weidmüller Interface GmbH & Co. KG**

Klingenbergstraße 26  
D-32758 Detmold  
Germany

www.weidmueller.com

## Technical data

Wire connection cross section AWG, min.	AWG 12	Wire connection cross-section, finely stranded with wire-end ferrules DIN 46228/4, max.	35 mm <sup>2</sup>
Wire connection cross-section, finely stranded with wire-end ferrules DIN 46228/4, min.	4 mm <sup>2</sup>	Wire connection cross-section, finely stranded with wire-end ferrules DIN 46228/1, max.	35 mm <sup>2</sup>
Wire connection cross-section, finely stranded with wire-end ferrules DIN 46228/1, min.	4 mm <sup>2</sup>	Wire connection cross section, finely stranded, max.	35 mm <sup>2</sup>
Wire connection cross section, finely stranded, min.	4 mm <sup>2</sup>	Connection cross-section, stranded, max.	35 mm <sup>2</sup>
Connection cross-section, stranded, min.	4 mm <sup>2</sup>	Wire connection cross-section, solid core, max.	16 mm <sup>2</sup>
Wire connection cross-section, solid core, min.	4 mm <sup>2</sup>	Connection cross-section, finely stranded, min.	4 mm <sup>2</sup>

## Dimensions

TS 35 offset	50 mm
--------------	-------

## General

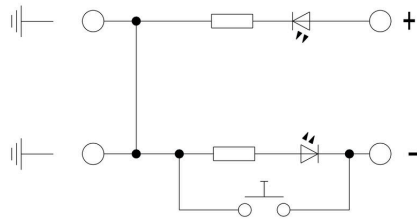
Wire connection cross section AWG, max.	AWG 2	Wire connection cross section AWG, min.	AWG 12
Mounting rail	TS 35		

## Rating data

Rated cross-section	35 mm <sup>2</sup>	Rated voltage	24 V
Rated DC voltage	24 V	Nominal current	125 A
Current at maximum wires	125 A	Volume resistance according to IEC 60947-7-x	0.26 mΩ
Rated impulse withstand voltage	0.8 kV	Power loss in accordance with IEC 60947-7-x	4.00 W
Pollution severity	3		

## Classifications

ETIM 8.0	EC000902	ETIM 9.0	EC000902
ETIM 10.0	EC000902	ECLASS 14.0	27-25-01-09
ECLASS 15.0	27-25-01-09		



## WTR 35 E

Weidmüller Interface GmbH &amp; Co. KG

Klingenbergstraße 26

D-32758 Detmold

Germany

www.weidmueller.com

## Accessories

## End bracket



Weidmüller's range of products includes end brackets that guarantee a permanent, reliable mounting on the terminal rail and prevent sliding. Versions with and without screws are available. The end brackets include marking options, also for group markers, and also a test plug holder.

## General ordering data

Type	WEW 35/1	Version	
Order No.	<a href="#">1059000000</a>	End bracket, dark beige, TS 35, V-2, Wemid, Width: 12 mm, 100 °C	
GTIN (EAN)	4008190172282		
Qty.	50 ST		

## Slotted screwdriver




Slotted screwdriver with rounded blade SD DIN 5265, ISO 2380/2, output to DIN 5264, ISO 2380/1. ChromTop tip, SoftFinish grip

## General ordering data

Type	SDS 1.2X6.5X150	Version	
Order No.	<a href="#">9009010000</a>	Screwdriver, Screwdriver	
GTIN (EAN)	4032248266869		
Qty.	1 ST		

## Blank



WS markers are the perfect match for the W-series connectors. Thanks to their system compatibility, the WS tags can also be used with the I-series and the Z-series. The large marking surfaces do not only permit long character strings but also multi-line text. WS markers are ideal for labels with long, customised character strings. Thanks to the proven MultiCard format, printing with PrintJet CONNECT oder/or Plotter is possible.

- Can be fitted in strips or individually
- Markers in proven MultiCard format

For custom printing: Please send us a file of our labeling software M-Print PRO or M-Print PRO Online (without installation) for your labeling specifications.

## WTR 35 E

Weidmüller Interface GmbH &amp; Co. KG

Klingenbergstraße 26  
D-32758 Detmold  
Germany


[www.weidmueller.com](http://www.weidmueller.com)

## Accessories

## General ordering data

Type	WS 12/6 MC NE WS	Version	
Order No.	<a href="#">1609900000</a>	WS, Terminal marker, 12 x 6 mm, Pitch in mm (P): 6.00 Weidmueller,	
GTIN (EAN)	4008190203467	Allen-Bradley, white	
Qty.	600 ST		

## Marker holder



The marker holder offer the possibility of additional mounting of standard markers with a pitch of 5 or 5.1 mm. The angled holders can be optionally snapped together and could be mounted in all standard marking channels of the Klippon® Connect modular terminal blocks. Fitting marker types could be found under the respective accessories of the designation marking holder.

## General ordering data

Type	BZT 1 WS 10/5	Version	
Order No.	<a href="#">1805490000</a>	Accessories, Marker holder	
GTIN (EAN)	4032248270231		
Qty.	100 ST		
Type	BZT 1 ZA WS 10/5	Version	
Order No.	<a href="#">1805520000</a>	Accessories, Marker holder	
GTIN (EAN)	4032248270248		
Qty.	100 ST		

## WS 12/6



## WS/ DEK

MultiMark terminal markers use an innovative composite material made from two components. The hard base contour of the marker snaps securely into the connector. The elastic surface finish makes the marker easy to mount. This specially punched material enables the strips to be stretched to accommodate the slight variations in spacing that tend to add up, especially with long terminal blocks. Another advantage: the excellent printability of the surface material guarantees durable and wear-resistant labelling. A print resolution of 300 dpi also produces a very legible script.

Your benefits with MultiMark

- Firm hold and durable printing
- Continuous strips save installation time
- Easy mounting thanks to an innovative composite material
- Large label field for optimal legibility
- High flexibility thanks to manufacturer independence

## WTR 35 E

**Weidmüller Interface GmbH & Co. KG**  
 Klingenbergstraße 26  
 D-32758 Detmold  
 Germany

[www.weidmueller.com](http://www.weidmueller.com)

## Accessories

## General ordering data

Type	WS 12/6 MM WS	Version	
Order No.	<a href="#">2007200000</a>	WS, Terminal marker, 12 x 6 mm, Weidmueller, white	
GTIN (EAN)	4050118391886		
Qty.	600 ST		

## Disconnect plugs



In contrast to the terminal blocks with integrated disconnect lever, our disconnect plugs can be completely detached or removed from the terminal block and the respective application and offer a flexible alternative solution to our standard disconnectors.

## General ordering data

Type	DTLE 2.5/4	Version	
Order No.	<a href="#">2910530000</a>	Locking element (terminal), Wemid, red	
GTIN (EAN)	4099986519466		
Qty.	25 ST		