


**WDU 4 PA/VI****Weidmüller Interface GmbH & Co. KG**

Klingenbergstraße 26

D-32758 Detmold

Germany

www.weidmueller.com

**Product image**

To feed through power, signal, and data is the classical requirement in electrical engineering and panel building. The insulating material, the connection system and the design of the terminal blocks are the differentiating features. A feed-through terminal block is suitable for joining and/or connecting one or more conductors. They could have one or more connection levels that are on the same potential or insulated against one another.

**General ordering data**

Version	Feed-through terminal block, Screw connection, violet, 4 mm <sup>2</sup> , 24 A, 800 V, Number of connections: 2
Order No.	<a href="#">1037820000</a>
Type	WDU 4 PA/VI
GTIN (EAN)	4008 190455200
Qty.	100 items

## Technical data

### Approvals

Approvals



ROHS	Conform
UL File Number Search	<a href="#">UL Website</a>
Certificate No. (UR)	E60693
Certificate No. (cURusEX)	E184763

### Dimensions and weights

Depth	46.5 mm	Depth (inches)	1.8307 inch
Height	60 mm	Height (inches)	2.3622 inch
Width	6.1 mm	Width (inches)	0.2402 inch
Net weight	8.82 g		

### Temperatures

Storage temperature	-25 °C...55 °C	Ambient temperature	-60 °C...85 °C
Continuous operating temp., min.	-60 °C	Continuous operating temp., max.	130 °C

### Environmental Product Compliance

RoHS Compliance Status	Compliant without exemption		
REACH SVHC	No SVHC above 0.1 wt%		
Product Carbon Footprint	Cradle to gate	0,077 kg CO2 eq.	

### Material data

Basic material	PA 66	Colour	violet
UL 94 flammability rating	V-2		

### Rating data IECEX/ATEX

Certificate No. (ATEX)	DEMKO14ATEX1338U	Certificate No. (IECEX)	IECEXULD14.0005U
Max. voltage (ATEX)	690 V	Current (ATEX)	32 A
Wire cross section max. (ATEX)	4 mm <sup>2</sup>	Max. voltage (IECEX)	690 V
Current (IECEX)	32 A	Wire cross section max. (IECEX)	4 mm <sup>2</sup>
Marking EN 60079-7	Ex eb II C Gb	Ex 2014/34/EU label	II 2 G D

### System specifications

Version	Screw connection, for plug-in cross-connector, for screwable cross-	End cover plate required	Yes
---------	---	--------------------------	-----

## WDU 4 PA/VI

**Weidmüller Interface GmbH & Co. KG**

Klingenbergstraße 26  
D-32758 Detmold  
Germany

www.weidmueller.com

## Technical data

	connection, One end without connector		
Number of potentials	1	Number of levels	1
Number of clamping points per level	2	Number of potentials per tier	1
Levels cross-connected internally	No	PE connection	No
Mounting rail	TS 35	N-function	No
PE function	No	PEN function	No

### Additional technical data

Open sides	right	Explosion-tested version	No
Type of mounting	Snap-on		

### CSA rating data

Wire cross section max. (CSA)	10 AWG	Voltage size C (CSA)	600 V
Current size C (CSA)	25 A	Certificate No. (CSA)	200039-1057876
Wire cross section min. (CSA)	26 AWG		

### Conductors for clamping (additional connection)

Conductor cross-section, flexible plus plastic collar DIN 46228/1, further connection, max.	4 mm <sup>2</sup>	Connection type, additional connection	Screw connection
---	-------------------	--	------------------

### Conductors for clamping (rated connection)

Wire connection cross section AWG, max.	AWG 10
Connection direction	on side
Stripping length	10 mm
Type of connection	Screw connection
Number of connections	2
Clamping range, max.	6 mm <sup>2</sup>
Clamping range, min.	0.13 mm <sup>2</sup>
Clamping screw	M 3
Wire connection cross section AWG, min.	AWG 26
Wire connection cross-section, finely stranded with wire-end ferrules DIN 46228/4, max.	4 mm <sup>2</sup>
Wire connection cross-section, finely stranded with wire-end ferrules DIN 46228/4, min.	0.13 mm <sup>2</sup>
Wire connection cross-section, finely stranded with wire-end ferrules DIN 46228/1, max.	4 mm <sup>2</sup>
Wire connection cross-section, finely stranded with wire-end ferrules DIN 46228/1, min.	0.13 mm <sup>2</sup>
Wire connection cross section, finely stranded, max.	6 mm <sup>2</sup>
Wire connection cross section, finely stranded, min.	0.13 mm <sup>2</sup>
Connection cross-section, stranded, max.	6 mm <sup>2</sup>
Connection cross-section, stranded, min.	0.13 mm <sup>2</sup>
Twin wire-end ferrules, max.	2.5 mm <sup>2</sup>
Twin wire-end ferrules, min.	0.5 mm <sup>2</sup>
Wire connection cross-section, solid core, max.	6 mm <sup>2</sup>

## WDU 4 PA/VI

**Weidmüller Interface GmbH & Co. KG**  
 Klingenbergstraße 26  
 D-32758 Detmold  
 Germany

www.weidmueller.com

## Technical data

Wire connection cross-section, solid core, min.	0.13 mm <sup>2</sup>			
Connection cross-section, finely stranded, min.	0.13 mm <sup>2</sup>			
Clampable conductor	Connection specification		Screw connection	
	Cross-section for conductor connection	Type	solid, H05(07) V-U	
		min.	0.5 mm <sup>2</sup>	
		max.	6 mm <sup>2</sup>	
		nominal	4 mm <sup>2</sup>	
	wire end ferrule	Stripping length	min.	10 mm
			max.	10 mm
			nominal	10 mm
		Tightening torque	min.	0.5 Nm
			max.	1 Nm
			Connection specification	
	Cross-section for conductor connection	Type	stranded, H07V-R	
min.		1.5 mm <sup>2</sup>		
max.		6 mm <sup>2</sup>		
nominal		4 mm <sup>2</sup>		
wire end ferrule	Stripping length	min.	10 mm	
		max.	10 mm	
		nominal	10 mm	
	Tightening torque	min.	0.5 Nm	
		max.	1 Nm	
		Connection specification		Screw connection
Cross-section for conductor connection	Type	flexible, H05(07) V-K		
	min.	0.5 mm <sup>2</sup>		
	max.	6 mm <sup>2</sup>		
	nominal	4 mm <sup>2</sup>		
wire end ferrule	Stripping length	min.	10 mm	
		max.	10 mm	
		nominal	10 mm	
	Tightening torque	min.	0.5 Nm	
		max.	1 Nm	

### Dimensions

TS 35 offset 32 mm

### General

Wire connection cross section AWG, max.	AWG 10	Wire connection cross section AWG, min.	AWG 26
Standards	IEC 60947-7-1	Mounting rail	TS 35

### Rating data

Rated cross-section	4 mm <sup>2</sup>	Rated voltage	800 V
Rated DC voltage	800 V	Nominal current	24 A
Current at maximum wires	24 A	Standards	IEC 60947-7-1
Volume resistance according to IEC 60947-7-x	1 mΩ	Power loss in accordance with IEC 60947-7-x	1.02 W

### UL rating data

Conductor size Factory wiring max. (UR)	10 AWG	Current size C (UR)	35 A
Voltage size C (UR)	600 V	Conductor size Factory wiring min. (UR)	26 AWG

## Technical data

Certificate No. (UR)	E60693	Conductor size Field wiring min. (UR)	22 AWG
Conductor size Field wiring max. (UR)	10 AWG		

### Classifications

ETIM 8.0	EC000897	ETIM 9.0	EC000897
ETIM 10.0	EC000897	ECLASS 14.0	27-25-01-01
ECLASS 15.0	27-25-01-01		

**Drawings**



## WDU 4 PA/VI

Weidmüller Interface GmbH &amp; Co. KG

Klingenbergstraße 26

D-32758 Detmold

Germany

www.weidmueller.com

## Accessories

## Cross-connections



The distribution or multiplication of a potential to adjoining terminal blocks is realized via a cross-connection. Additional wiring effort can be easily avoided. Even if the poles are broken out, contact reliability in the terminal blocks is still ensured. Our portfolio offers pluggable and screwable cross-connection systems for modular terminal blocks.

## General ordering data

Type	WQV 4/2	Version
Order No.	<a href="#">1051960000</a>	Cross-connector (terminal), when screwed in, yellow, 41 A, Number of
GTIN (EAN)	4008190026486	poles: 2, Pitch in mm (P): 6.10, Insulated: Yes, Width: 10.6 mm
Qty.	50 ST	
Type	WQV 4/3	Version
Order No.	<a href="#">1054560000</a>	Cross-connector (terminal), when screwed in, yellow, 41 A, Number of
GTIN (EAN)	4008190168971	poles: 3, Pitch in mm (P): 6.10, Insulated: Yes, Width: 7.6 mm
Qty.	50 ST	
Type	WQV 4/4	Version
Order No.	<a href="#">1054660000</a>	Cross-connector (terminal), when screwed in, yellow, 41 A, Number of
GTIN (EAN)	4008190095758	poles: 4, Pitch in mm (P): 6.10, Insulated: Yes, Width: 7.6 mm
Qty.	50 ST	
Type	WQV 4/10	Version
Order No.	<a href="#">1052060000</a>	Cross-connector (terminal), when screwed in, yellow, 41 A, Number of
GTIN (EAN)	4008190054687	poles: 10, Pitch in mm (P): 6.10, Insulated: Yes, Width: 7.6 mm
Qty.	20 ST	

## End plates and partition plates



Partition plates and end plates are essential accessories for terminal blocks. Partition plates provide optical and electrical separation of different potentials and functional groups, increasing safety and ensuring a clear structure inside the control cabinet. End plates close the terminal block row on the sides, protect against contact with live parts, and ensure a clean, stable finish. Both components are precisely matched to the respective Weidmüller terminal block series, contributing to safe, compliant, and professional wiring.

## General ordering data

Type	WAP 2.5-10	Version
Order No.	<a href="#">1050000000</a>	End plate for terminals, dark beige, Height: 56 mm, Width: 1.5 mm,
GTIN (EAN)	4008190103149	V-0, Wemid, Snap-on: No
Qty.	50 ST	
Type	WAP 2.5-10 BL	Version
Order No.	<a href="#">1050080000</a>	End plate for terminals, blue, Height: 56 mm, Width: 1.5 mm, V-0,
GTIN (EAN)	4008190136611	Wemid, Snap-on: No
Qty.	50 ST	

## WDU 4 PA/VI

**Weidmüller Interface GmbH & Co. KG**  
 Klingenbergstraße 26  
 D-32758 Detmold  
 Germany

www.weidmueller.com

## Accessories

Type	WAP 16+35 WTW 2.5-10	Version
Order No.	<a href="#">1050100000</a>	End and partition plate for terminals, dark beige, Height: 56 mm,
GTIN (EAN)	4008190079901	Width: 1.5 mm, V-0, Wemid
Qty.	20 ST	
Type	WAP 16+35 WTW 2.5-10 BL	Version
Order No.	<a href="#">1050180000</a>	End and partition plate for terminals, blue, Height: 56 mm, Width: 1.5
GTIN (EAN)	4008190013899	mm, V-0, Wemid
Qty.	20 ST	

## End bracket



Weidmüller's range of products includes end brackets that guarantee a permanent, reliable mounting on the terminal rail and prevent sliding. Versions with and without screws are available. The end brackets include marking options, also for group markers, and also a test plug holder.

## General ordering data

Type	WEW 35/2	Version
Order No.	<a href="#">1061200000</a>	End bracket, dark beige, TS 35, HB, Wemid, Width: 8 mm, 100 °C
GTIN (EAN)	4008190030230	
Qty.	50 ST	

## Testadapter and testsockets



Test adapters and test plugs are used for the electrical connection between terminal blocks and the test equipment. In this way, an electrical contact can be established in the wired state and measurements can be done easily.

## General ordering data

Type	WTA 3 WDU4	Version
Order No.	<a href="#">1632350000</a>	Test adapter (terminal), 1.5 mm <sup>2</sup> , 250 V, 6 A
GTIN (EAN)	4008190209711	
Qty.	25 ST	
Type	WTA 3/ZA WDU4	Version
Order No.	<a href="#">1632360000</a>	Test adapter (terminal), 1.5 mm <sup>2</sup> , 250 V, 6 A
GTIN (EAN)	4008190209704	
Qty.	25 ST	

## WDU 4 PA/VI

Weidmüller Interface GmbH &amp; Co. KG

Klingenbergstraße 26

D-32758 Detmold

Germany

www.weidmueller.com

## Accessories

## Blank



The WAD connector marker is suitable for W-series terminals and for the WEW 35/2 and ZEW 35/2 end brackets. The markers are available as blank markers, with custom printing or standard print with lightning symbol. The WAD MultiCard markers are suitable for labelling with PrintJet CONNECT printers. For custom printing: Please send us a file of our labeling software M-Print PRO or M-Print PRO Online (without installation) for your labeling specifications.

## General ordering data

Type	WAD 5 MC NE WS	Version
Order No.	<a href="#">1112910000</a>	Group markers, Cover, 33.3 x 5 mm, Pitch in mm (P): 5.00 WDU 2.5,
GTIN (EAN)	4032248891689	WEW 35/2, ZEW 35/2, white
Qty.	48 ST	
Type	WAD 5 MC NE GE	Version
Order No.	<a href="#">1112920000</a>	Group markers, Cover, 33.3 x 5 mm, Pitch in mm (P): 5.00 WDU 2.5,
GTIN (EAN)	4032248891771	WEW 35/2, ZEW 35/2, yellow
Qty.	48 ST	
Type	WS 12/6 MC NE WS	Version
Order No.	<a href="#">1609900000</a>	WS, Terminal marker, 12 x 6 mm, Pitch in mm (P): 6.00 Weidmueller,
GTIN (EAN)	4008190203467	Allen-Bradley, white
Qty.	600 ST	
Type	DEK 5/6 MC NE WS	Version
Order No.	<a href="#">1609820000</a>	Dekafix, Terminal marker, 5 x 6 mm, Pitch in mm (P): 6.00
GTIN (EAN)	4008190203436	Weidmueller, white
Qty.	1000 ST	

## SchT group marker carrier



The SchT 5 S group tag carriers are clipped directly onto the TS 32 mounting rail (G-rail) or the TS 35 mounting rail (top-hat rail). It is therefore possible to label the terminal strip irrespective of the terminal and the type of terminal. SchT 5 and SchT 5 S are fitted with ESO 5, STR 5 protective strips.

The SchT 7 is a hinged group tag carrier for inlay tags which enables easy access to the clamping screw. The SchT 7 is fitted with ESO 7, STR 7 protective strips or DEK 5.

Inlay tags and protective strips can be found under "Accessories".

## General ordering data

Type	SCHT 7	Version
Order No.	<a href="#">0517960000</a>	SCHT, Terminal marker, 39.3 x 8 mm, Pitch in mm (P): 7.00
GTIN (EAN)	4008190001742	Weidmueller, white
Qty.	20 ST	

## Accessories

### ZGB pivotable group tag holder



The ZGB 15 is a hinged group tag carrier. The tag carrier can hold the dekafix 5, WS 12/5 terminal markers or the inlay tag ESO 15.

The ZGB 30 is a hinged group tag carrier. The tag carrier can hold the dekafix 5, WS 12/5 terminal markers or the inlay tag ESO 7.

Inlay tags and protective strips can be found under "Accessories".

#### General ordering data

Type	ZGB 15	Version
Order No.	<a href="#">1636530000</a>	Terminal markers, Terminal marker, 15 x 7 mm, Pitch in mm (P): 5.00
GTIN (EAN)	4008190297053	Weidmueller, white
Qty.	20 ST	
Type	ZGB 30	Version
Order No.	<a href="#">1611930000</a>	Terminal markers, Terminal marker, 32 x 7 mm, Pitch in mm (P): 5.00
GTIN (EAN)	4008190002251	Weidmueller, white
Qty.	20 ST	

### Shield clamping saddle



With our wide range of KLBÜ shield connections, you can achieve flexible and self-adjusting shield contacting and ensure error-free plant operation.

#### General ordering data

Type	LS 2.8 WDU2.5-10	Version
Order No.	<a href="#">1056400000</a>	W-Series, Shield bus
GTIN (EAN)	4008190036454	
Qty.	100 ST	

## WDU 4 PA/VI

Weidmüller Interface GmbH &amp; Co. KG

Klingenbergstraße 26

D-32758 Detmold

Germany

## Accessories

www.weidmueller.com

## DEK 5/6



## WS/ DEK

MultiMark terminal markers use an innovative composite material made from two components. The hard base contour of the marker snaps securely into the connector. The elastic surface finish makes the marker easy to mount. This specially punched material enables the strips to be stretched to accommodate the slight variations in spacing that tend to add up, especially with long terminal blocks. Another advantage: the excellent printability of the surface material guarantees durable and wear-resistant labelling. A print resolution of 300 dpi also produces a very legible script.

## Your benefits with MultiMark

- Firm hold and durable printing
- Continuous strips save installation time
- Easy mounting thanks to an innovative composite material
- Large label field for optimal legibility
- High flexibility thanks to manufacturer independence

## General ordering data

Type	DEK 5/6 MM WS	Version	
Order No.	<a href="#">2007120000</a>		Dekafix, Terminal marker, 5 x 6 mm, Weidmueller, white
GTIN (EAN)	4050118392104		
Qty.	600 ST		

## End plates and partition plates



Partition plates and end plates are essential accessories for terminal blocks. Partition plates provide optical and electrical separation of different potentials and functional groups, increasing safety and ensuring a clear structure inside the control cabinet. End plates close the terminal block row on the sides, protect against contact with live parts, and ensure a clean, stable finish. Both components are precisely matched to the respective Weidmüller terminal block series, contributing to safe, compliant, and professional wiring.

## General ordering data

Type	WTW EN	Version	
Order No.	<a href="#">1058800000</a>		Partition plate (terminal), dark beige, Height: 86 mm, Width: 3 mm,
GTIN (EAN)	4008190140175		V-0, Wemid
Qty.	20 ST		

## WDU 4 PA/VI

**Weidmüller Interface GmbH & Co. KG**  
 Klingenbergstraße 26  
 D-32758 Detmold  
 Germany

www.weidmueller.com

## Accessories

### Testadapter and testsockets



Test adapters and test plugs are used for the electrical connection between terminal blocks and the test equipment. In this way, an electrical contact can be established in the wired state and measurements can be done easily.

### General ordering data

Type	STB 8.5/5/2.3/M3 SAK2.5	Version
Order No.	<a href="#">0280600000</a>	Accessories, Socket
GTIN (EAN)	4008190023188	
Qty.	50 ST	
Type	STB 21.6/IH/BL WTL6/3	Version
Order No.	<a href="#">1071080000</a>	Socket (terminal), Plug-in depth: 11.1 mm, 0.00 mm, Depth: 26.6 mm
GTIN (EAN)	4008190043957	
Qty.	50 ST	
Type	STB 21.6/IH/DB WTL6/3	Version
Order No.	<a href="#">1071000000</a>	Socket (terminal), Plug-in depth: 11.1 mm, 0.00 mm, Depth: 26.6 mm
GTIN (EAN)	4008190259204	
Qty.	50 ST	

### Accessorie



Current and voltage transformer wiring  
 Our test disconnect terminal blocks featuring spring and screw connection technology allow you to create all the important converter circuits for measuring current, voltage and power in a safe and sophisticated way.

### General ordering data

Type	STB 21.6/IH/GE WTL6/3	Version
Order No.	<a href="#">1071010000</a>	Socket (terminal), Plug-in depth: 11.1 mm, 0.00 mm, Depth: 26.6 mm
GTIN (EAN)	4008190259211	
Qty.	50 ST	
Type	STB 21.6/IH/GN WTL6/3	Version
Order No.	<a href="#">1071020000</a>	Socket (terminal), Plug-in depth: 11.1 mm, 0.00 mm, Depth: 26.6 mm
GTIN (EAN)	4008190259228	
Qty.	50 ST	

## WDU 4 PA/VI

**Weidmüller Interface GmbH & Co. KG**  
 Klingenbergstraße 26  
 D-32758 Detmold  
 Germany

www.weidmueller.com

## Accessories

### Testadapter and testsockets



Test adapters and test plugs are used for the electrical connection between terminal blocks and the test equipment. In this way, an electrical contact can be established in the wired state and measurements can be done easily.

### General ordering data

Type	STB 21.6/IH/RT WTL6/3	Version
Order No.	<a href="#">1778990000</a>	Socket (terminal), Plug-in depth: 11.1 mm, 0.00 mm, Depth: 26.6 mm
GTIN (EAN)	4032248169665	
Qty.	50 ST	
Type	STB 21.6/IH/SW WTL6/3	Version
Order No.	<a href="#">1071040000</a>	Socket (terminal), Plug-in depth: 11.1 mm, 0.00 mm, Depth: 26.6 mm
GTIN (EAN)	4008190859985	
Qty.	50 ST	

### Accessorie



**Current and voltage transformer wiring**  
 Our test disconnect terminal blocks featuring spring and screw connection technology allow you to create all the important converter circuits for measuring current, voltage and power in a safe and sophisticated way.

### General ordering data

Type	STB 21.6/IH/VI WTL6/3	Version
Order No.	<a href="#">1071030000</a>	Socket (terminal), Plug-in depth: 11.1 mm, 0.00 mm, Depth: 26.6 mm
GTIN (EAN)	4008190259235	
Qty.	50 ST	
Type	STB 21.6/IH/WS WTL6/3	Version
Order No.	<a href="#">1312520000</a>	Socket (terminal), Plug-in depth: 11.1 mm
GTIN (EAN)	4050118121704	
Qty.	50 ST	

## WDU 4 PA/VI

Weidmüller Interface GmbH &amp; Co. KG

Klingenbergstraße 26

D-32758 Detmold

Germany

www.weidmueller.com

## Accessories

## Marker holder



The marker holder offer the possibility of additional mounting of standard markers with a pitch of 5 or 5.1 mm. The angled holders can be optionally snapped together and could be mounted in all standard marking channels of the Klippon® Connect modular terminal blocks. Fitting marker types could be found under the respective accessories of the designation marking holder.

## General ordering data

Type	BZT 1 WS 10/5	Version	
Order No.	<a href="#">1805490000</a>	Accessories, Marker holder	
GTIN (EAN)	4032248270231		
Qty.	100 ST		
Type	BZT 1 ZA WS 10/5	Version	
Order No.	<a href="#">1805520000</a>	Accessories, Marker holder	
GTIN (EAN)	4032248270248		
Qty.	100 ST		

## WS 12/6



## WS/ DEK

MultiMark terminal markers use an innovative composite material made from two components. The hard base contour of the marker snaps securely into the connector. The elastic surface finish makes the marker easy to mount. This specially punched material enables the strips to be stretched to accommodate the slight variations in spacing that tend to add up, especially with long terminal blocks. Another advantage: the excellent printability of the surface material guarantees durable and wear-resistant labelling. A print resolution of 300 dpi also produces a very legible script.

Your benefits with MultiMark

- Firm hold and durable printing
- Continuous strips save installation time
- Easy mounting thanks to an innovative composite material
- Large label field for optimal legibility
- High flexibility thanks to manufacturer independence

## General ordering data

Type	WS 12/6 MM WS	Version	
Order No.	<a href="#">2007200000</a>	WS, Terminal marker, 12 x 6 mm, Weidmueller, white	
GTIN (EAN)	4050118391886		
Qty.	600 ST		


## WDU 4 PA/VI

**Weidmüller Interface GmbH & Co. KG**  
 Klingenbergstraße 26  
 D-32758 Detmold  
 Germany

www.weidmueller.com

## Accessories

## Cross connector



The distribution or multiplication of a potential to adjoining terminal blocks is realized via a cross-connection. Additional wiring effort can be easily avoided. Even if the poles are broken out, contact reliability in the terminal blocks is still ensured. Our portfolio offers pluggable and screwable cross-connection systems for modular terminal blocks.

## General ordering data

Type	WQV 35-4/6	Version	
Order No.	<a href="#">1064200000</a>	Cross-connector (terminal), when screwed in, yellow, 41 A, Number of	
GTIN (EAN)	4008190072919	poles: 2, Pitch in mm (P): 16.00, Insulated: Yes, Width: 13 mm	
Qty.	10 ST		

## End plates and partition plates




Partition plates and end plates are essential accessories for terminal blocks. Partition plates provide optical and electrical separation of different potentials and functional groups, increasing safety and ensuring a clear structure inside the control cabinet. End plates close the terminal block row on the sides, protect against contact with live parts, and ensure a clean, stable finish. Both components are precisely matched to the respective Weidmüller terminal block series, contributing to safe, compliant, and professional wiring.

## General ordering data

Type	WAP 2.5-10/0.5MM	Version	
Order No.	<a href="#">1966380000</a>	End plate for terminals, dark beige, Height: 54.5 mm, Width: 0.35	
GTIN (EAN)	4032248688616	mm, V-0, Wemid, Snap-on: Yes	
Qty.	50 ST		

## Mounting support



We offer a broad portfolio of mounting support for easy handling and supplementation of our products. From various tools to insulating sleeves and various screws, our components are matched to each other down to the last detail and thus facilitate assembly in compliance with the respective standards and protective regulations.

## General ordering data

Type	DS 11.5 WDU4	Version	
Order No.	<a href="#">1774240000</a>	Spacer post (terminal)	
GTIN (EAN)	4032248152391		
Qty.	100 ST		