


ZP 2.5/1AN/25**Weidmüller Interface GmbH & Co. KG**

Klingenbergstraße 26

D-32758 Detmold

Germany

www.weidmueller.com

Product image

The plugs for our WeiCoS-System are available for all different connection systems. The product range includes preassembled connectors from 1 to 10 poles and the possibility of an individual assembly. This ensures maximum flexibility for every application. The customized accessories increase the safety and protection against environmental influences.

General ordering data

Version	Z-series, Plug-in connector, Direct mounting
Order No.	1033340000
Type	ZP 2.5/1AN/25
GTIN (EAN)	4032248913169
Qty.	10 items

ZP 2.5/1AN/25

Weidmüller Interface GmbH & Co. KG
Klingenbergstraße 26
D-32758 Detmold
Germany

www.weidmueller.com

Technical data

Approvals

Approvals



ROHS Conform

UL File Number Search [UL Website](#)

Certificate No. (cURus) E60693

Dimensions and weights

Depth	41 mm	Depth (inches)	1.6142 inch
Height	16 mm	Height (inches)	0.6299 inch
Width	127.5 mm	Width (inches)	5.0197 inch
Net weight	69.61 g		

Temperatures

Storage temperature	-25 °C...55 °C	Ambient temperature	-50 °C...75 °C
Continuous operating temp., min.	-50 °C	Continuous operating temp., max.	120 °C

Environmental Product Compliance

RoHS Compliance Status	Compliant without exemption
REACH SVHC	No SVHC above 0.1 wt%

Material data

Basic material	Wemid	Colour	dark beige
UL 94 flammability rating	V-0		

System specifications

Version	Plug-in connector, Tension-clamp connection	End cover plate required	No
Number of potentials	25	Number of levels	1
Number of clamping points per level	1	Levels cross-connected internally	No
PE connection	No		

Additional technical data

Open sides	closed	Installation advice	Direct mounting
Type of mounting	Plugged		

CSA rating data

Voltage size C (cCSAus)	300 V	Current size D (cCSAus)	5 A
Wire cross section min. (cCSAusX)	26 AWG	Current size C (cCSAus)	20 A
Certificate number (cCSAus)	154685-1460993	Wire cross section max. (cCSAusX)	12 AWG
Voltage size D (cCSAus)	600 V		

Conductors for clamping (rated connection)

Wire connection cross section AWG, max.	AWG 12	Connection direction	top
Stripping length	10 mm	Type of connection	Plug-in connection

ZP 2.5/1AN/25

Weidmüller Interface GmbH & Co. KG

Klingenbergstraße 26
D-32758 Detmold
Germany

www.weidmueller.com

Technical data

Number of connections	25	Clamping range, max.	4 mm ²
Clamping range, min.	0.13 mm ²	Wire connection cross section AWG, min.	AWG 26
Wire connection cross-section, finely stranded with wire-end ferrules DIN 46228/4, min.	0.13 mm ²	Wire connection cross-section, finely stranded with wire-end ferrules DIN 46228/1, min.	0.13 mm ²
Wire connection cross section, finely stranded, min.	0.13 mm ²	Connection cross-section, stranded, min.	0.13 mm ²
Wire connection cross-section, solid core, max.	4 mm ²	Wire connection cross-section, solid core, min.	0.13 mm ²

General

Number of poles	25	Wire connection cross section AWG, max.	AWG 12
Installation advice	Direct mounting	Wire connection cross section AWG, min.	AWG 26
Standards	In accordance with IEC 60947-7-1		

Rating data

Rated cross-section	2.5 mm ²	Rated voltage	500 V
Max. voltage of clamp support & pluggable system	690 V	Rated DC voltage	500 V
Nominal current	24 A	Standards	In accordance with IEC 60947-7-1
Volume resistance according to IEC 60947-7-x	1.33 mΩ	Power loss in accordance with IEC 60947-7-x	0.77 W

UL rating data

Conductor size Factory wiring max. (cURus)	12 AWG	Voltage size D (cURus)	600 V
Certificate No. (cURus)	E60693	Conductor size Field wiring min. (cURus)	26 AWG
Conductor size Factory wiring min. (cURus)	26 AWG	Voltage size C (cURus)	300 V
Current size C (cURus)	20 A	Current size D (cURus)	5 A
Conductor size Field wiring max. (cURus)	12 AWG		

Classifications

ETIM 8.0	EC002848	ETIM 9.0	EC002848
ETIM 10.0	EC002848	ECLASS 14.0	27-25-03-90
ECLASS 15.0	27-25-03-90		

ZP 2.5/1AN/25

Weidmüller Interface GmbH & Co. KG
 Klingenbergstraße 26
 D-32758 Detmold
 Germany

www.weidmueller.com

Accessories

Testadapter and testsockets




Test adapters and test plugs are used for the electrical connection between terminal blocks and the test equipment. In this way, an electrical contact can be established in the wired state and measurements can be done easily.

General ordering data

Type	ZTA ZT2.5	Version	
Order No.	1827080000	Accessories, Test adapter, 17.5 A	
GTIN (EAN)	4032248411276		
Qty.	25 ST		

Type	ZTA ZT2.5/ZA	Version	
Order No.	1847600000	Accessories, Test adapter, 17.5 A	
GTIN (EAN)	4032248412679		
Qty.	25 ST		

Slotted screwdriver



Slotted screwdriver with rounded blade SD DIN 5265, ISO 2380/2, output to DIN 5264, ISO 2380/1. ChromTop tip, SoftFinish grip

General ordering data

Type	SDS 0.6X3.5X100	Version	
Order No.	9008330000	Screwdriver, Screwdriver	
GTIN (EAN)	4032248056286		
Qty.	1 ST		

ZP 2.5/1AN/25

Weidmüller Interface GmbH & Co. KG
 Klingenbergstraße 26
 D-32758 Detmold
 Germany

Accessories

www.weidmueller.com

Blank



The Dekafix (DEK) marker is the universal marker for all conductor and plug-in connectors as well as for electronic sub-assemblies. The system is ideal for short number sequences and covers a wide range of ready-printed markers.

Strips for fast installation in only one work step. The printing is easy to read, rich in contrast and available in various widths.

- Large range of ready-to-use markers
 - Strips for fast installation
 - Terminal markers, suitable for all Weidmüller cable connectors
 - Available as blank MultiCard or with standard printing
- For custom printing: Please send us a file of our labeling software M-Print PRO or M-Print PRO Online (without installation) for your labeling specifications.

General ordering data

Type	DEK 5/5 MC NE BL	Version	
Order No.	1609801693		Dekafix, Terminal marker, 5 x 5 mm, Pitch in mm (P): 5.00
GTIN (EAN)	4008190397166		Weidmueller, blue
Qty.	1000 ST		

STR transparent strips



General ordering data

Type	STR 7 F.SCHT 7	Version	
Order No.	0515300000		Terminal markers, Protective cap, 27 x 6.3 mm, Transparent
GTIN (EAN)	4008190182175		
Qty.	20 ST		

ZP 2.5/1AN/25

Weidmüller Interface GmbH & Co. KG
 Klingenbergstraße 26
 D-32758 Detmold
 Germany

Accessories

www.weidmueller.com

Blank



ZS markers - in proven MultiCard-format - have been developed specifically for the Z-series. They have a large printing area. The hinged mechanism even allows access to cross-connectors without dismantling. Quick installation is guaranteed by the fact that the single tags are clipped on in strips. The single tags are easy to separate.


- Hinged marker area
- Can be fitted in strips or individually
- Markers in proven MultiCard format

For custom printing: Please send us a file of our labeling software M-Print PRO or M-Print PRO Online (without installation) for your labeling specifications.

General ordering data

Type	ZS 10/5 MC NE WS	Version
Order No.	1610000000	ZS, Terminal marker, 10 x 5 mm, Pitch in mm (P): 5.00 Weidmueller,
GTIN (EAN)	4008190263171	Allen-Bradley, white
Qty.	480 ST	
Type	WS 10/5 M MC NE WS	Version
Order No.	1792000000	WS, Terminal marker, 10 x 5 mm, Pitch in mm (P): 5.00 Weidmueller,
GTIN (EAN)	4032248223862	Allen-Bradley, white
Qty.	720 ST	

Marker holder



The marker holder offer the possibility of additional mounting of standard markers with a pitch of 5 or 5.1 mm. The angled holders can be optionally snapped together and could be mounted in all standard marking channels of the Klippon® Connect modular terminal blocks. Fitting marker types could be found under the respective accessories of the designation marking holder.

General ordering data

Type	BZT 1 WS 10/5	Version
Order No.	1805490000	Accessories, Marker holder
GTIN (EAN)	4032248270231	
Qty.	100 ST	
Type	BZT 1 ZA WS 10/5	Version
Order No.	1805520000	Accessories, Marker holder
GTIN (EAN)	4032248270248	
Qty.	100 ST	