Data sheet

# SCD-THR 3.81/32/180F 3.2SN BK BX

**Weidmüller Interface GmbH & Co. KG**
Klingenbergstraße 26
D-32758 Detmold
Germany

www.weidmueller.com

## Product image






High-temperature-resistant two-tier SCD-THR pin header for reflow soldering.

- It allows you to use two interfaces on only one surface and with only one step in the work flow.
- Outlet direction: 90° (recumbent)
- Connections at the same level and with access that is flush over the front board.
- Space for labelling and coding
- Packed in cardboard box.

Weidmüller's 3.81-mm-pitch (0.15 inch) plug-in connectors are compatible with the layouts of standard connectors and offer space for labelling and coding.

### General ordering data

| | |
|---|---|
| Version | PCB plug-in connector, male header, Flange, THT/THR solder connection, 3.81 mm, Number of poles: 32, 180°, Solder pin length (l): 3.2 mm, tinned, black, Box |
| Order No. | 1031660000 |
| Type | SCD-THR 3.81/32/180F 3.2SN BK BX |
| GTIN (EAN) | 4032248760626 |
| Qty. | 20 items |
| Product data | IEC: 320 V / 17.5 A<br>UL: 300 V / 11 A |
| Packaging | Box |

# SCD-THR 3.81/32/180F 3.2SN BK BX

**Weidmüller Interface GmbH & Co. KG**
Klingenbergstraße 26
D-32758 Detmold
Germany

www.weidmueller.com

## Technical data

### Approvals

| | |
|---|---|
| Approvals | cULus |
| ROHS | Conform |
| UL File Number Search | UL Website |
| Certificate No. (cURus) | E60693 |

### Dimensions and weights

| | | | |
|---|---|---|---|
| Depth | 22.7 mm | Depth (inches) | 0.8937 inch |
| Height | 25.1 mm | Height (inches) | 0.9882 inch |
| Height of lowest version | 21.9 mm | Width | 71.35 mm |
| Width (inches) | 2.809 inch | Net weight | 33.25 g |

### Environmental Product Compliance

| | |
|---|---|
| RoHS Compliance Status | Compliant with exemption |
| RoHS Exemption (if applicable/known) | 6c |
| REACH SVHC | Lead 7439-92-1 |
| SCIP | 98f26c42-1118-4423-8e88-c23bf269aea9 |

### System specifications

| | |
|---|---|
| Product family | OMNIMATE Signal - series BC/SC 3.81 |
| Type of connection | Board connection |
| Mounting onto the PCB | THT/THR solder connection |
| Pitch in mm (P) | 3.81 mm |
| Pitch in inches (P) | 0.150 " |
| Outgoing elbow | 180° |
| Number of poles | 32 |
| Number of solder pins per pole | 1 |
| Solder pin length (l) | 3.2 mm |
| Solder pin length tolerance | +0,02 / -0,02 mm |
| Solder pin dimensions | d = 1.0 mm, Octagonal |
| Solder pin dimensions = d tolerance | 0 / -0,03 mm |
| Solder eyelet hole diameter (D) | 1.3 mm |
| Solder eyelet hole diameter tolerance (D) | + 0,1 mm |
| Outside diameter of solder pad | 2.1 mm |
| Template aperture diameter | 1.9 mm |
| L1 in mm | 57.15 mm |
| L1 in inches | 2.250 " |
| Number of rows | 2 |
| Pin series quantity | 2 |
| Touch-safe protection acc. to DIN VDE 57 106 | finger-safe unplugged/ back-of-hand-safe plugged |
| Touch-safe protection acc. to DIN VDE 0470 | IP20 plugged/ IP10 unplugged |
| Volume resistance | ≤5 mΩ |
| Can be coded | Yes |
| Plugging force/pole, max. | 8 N |
| Pulling force/pole, max. | 5.5 N |

| | | | | |
|---|---|---|---|---|
| Tightening torque | Torque type | Mounting screw, PCB | | |
| | Usage information | Tightening torque | min. | 0.1 Nm |
| | | | max. | 0.15 Nm |

# SCD-THR 3.81/32/180F 3.2SN BK BX

**Weidmüller Interface GmbH & Co. KG**
Klingenbergstraße 26
D-32758 Detmold
Germany

www.weidmueller.com

## Technical data

| | | | |
|---|---|---|---|
| | | Recommended screw | Part number: PTSC KA 2.2X4.5 WN1412 |

### Material data

| | | | |
|---|---|---|---|
| Insulating material | LCP GF | Colour | black |
| Colour chart (similar) | RAL 9011 | Insulating material group | IIIa |
| Comparative Tracking Index (CTI) | ≥ 175 | Moisture Level (MSL) | 1 |
| UL 94 flammability rating | V-0 | Contact material | Copper alloy |
| Contact surface | tinned | Storage temperature, min. | -40 °C |
| Storage temperature, max. | 70 °C | Operating temperature, min. | -50 °C |
| Operating temperature, max. | 120 °C | Temperature range, installation, min. | -25 °C |
| Temperature range, installation, max. | 120 °C | | |

### Rated data acc. to IEC

| | | | |
|---|---|---|---|
| tested acc. to standard | IEC 60664-1, IEC 61984 | Rated current, min. number of poles (Tu=20°C) | 17.5 A |
| Rated current, max. number of poles (Tu=20°C) | 9.4 A | Rated current, min. number of poles (Tu=40°C) | 17 A |
| Rated current, max. number of poles (Tu=40°C) | 8.1 A | Rated voltage for surge voltage class / pollution degree II/2 | 320 V |
| Rated voltage for surge voltage class / pollution degree III/2 | 160 V | Rated voltage for surge voltage class / pollution degree III/3 | 160 V |
| Rated impulse voltage for surge voltage class/ pollution degree II/2 | 2.5 kV | Rated impulse voltage for surge voltage class/ pollution degree III/2 | 2.5 kV |
| Rated impulse voltage for surge voltage class/ contamination degree III/3 | 2.5 kV | Short-time withstand current resistance | 3 x 1s with 76 A |

### Rated data acc. to CSA

| | | | |
|---|---|---|---|
| Rated voltage (Use group B / CSA) | 300 V | Rated current (Use group B / CSA) | 11 A |
| Rated current (Use group D / CSA) | 10 A | | |

### Rated data acc. to UL 1059

| | | | |
|---|---|---|---|
| Institute (cURus) | CURUS | Certificate No. (cURus) | E60693 |
| Rated voltage (Use group B / UL 1059) | 300 V | Rated voltage (Use group D / UL 1059) | 300 V |
| Rated current (Use group B / UL 1059) | 11 A | Rated current (Use group D / UL 1059) | 10 A |
| Reference to approval values | Specifications are maximum values, details - see approval certificate. | | |

### Packing

| | | | |
|---|---|---|---|
| Packaging | Box | VPE length | 25.00 mm |
| VPE width | 135.00 mm | VPE height | 255.00 mm |

### Important note

| | |
|---|---|
| IPC conformity | Conformity: The products are developed, manufactured and delivered according international recognized standards and norms and comply with the assured properties in the data sheet resp. fulfill decorative properties in accordance with IPC-A-610 "Class 2". Further claims on the products can be evaluated on request. |
| Notes | • Additional variants on request<br>• Rated current related to rated cross-section & min. No. of poles.<br>• Rated data refer only to the component itself. Clearance and creepage distances to other components are to be designed in accordance with the relevant application standards.<br>• P on drawing = pitch |

## SCD-THR 3.81/32/180F 3.2SN BK BX

**Weidmüller Interface GmbH & Co. KG**
Klingenbergstraße 26
D-32758 Detmold
Germany

www.weidmueller.com

# Technical data

- In accordance with IEC 61984, OMNIMATE-connectors are connectors without breaking capacity (COC). During designated use, connectors are not allowed to be engaged or disengaged when live or under load
- Long term storage of the product with average temperature of 50 °C and maximum humidity 70%, 36 months

### Classifications

| | | | |
|---|---|---|---|
| ETIM 8.0 | EC002637 | ETIM 9.0 | EC002637 |
| ETIM 10.0 | EC002637 | ECLASS 14.0 | 27-46-02-01 |
| ECLASS 15.0 | 27-46-02-01 | | |

# SCD-THR 3.81/32/180F 3.2SN BK BX

**Weidmüller Interface GmbH & Co. KG**
Klingenbergstraße 26
D-32758 Detmold
Germany

www.weidmueller.com

## Drawings

### Product image



### Dimensional drawing

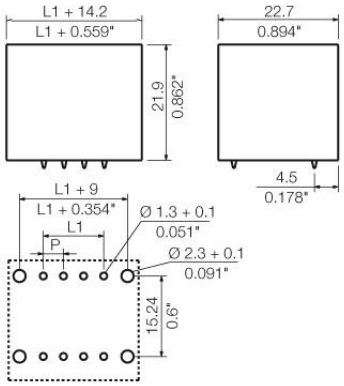

# SCD-THR 3.81/32/180F 3.2SN BK BX

**Weidmüller Interface GmbH & Co. KG**
Klingenbergstraße 26
D-32758 Detmold
Germany

www.weidmueller.com

## Accessories

### Coding elements



Only connects what is supposed to be connected: the right connection at the right place.
Coding elements and locking devices clearly assign connecting elements during the manufacturing process and operation
The coding elements and locking devices are inserted prior to assembly or during the cable assembly phase.
The Weidmüller alternative: configure online using the variant configurator to precode prior to delivery.
Incorrect assembly on the circuit board and incorrect plugging of connecting elements is no longer possible.
The advantage: no troubleshooting during manufacture and no operational errors by the user.

### General ordering data

| | | |
|---|---|---|
| Type | SC-SMT 3.81 KO BK BX | Version |
| Order No. | 2460700000 | PCB plug-in connector, Accessories, Coding element, black |
| GTIN (EAN) | 4050118480023 | |
| Qty. | 100 ST | |
| Type | SC-SMT 3.81 KO WT BX | Version |
| Order No. | 2467670000 | PCB plug-in connector, Accessories, Coding element, white |
| GTIN (EAN) | 4050118494693 | |
| Qty. | 100 ST | |

### Additional accessories

No task is too small when creating the perfect solution.
Connections form just one part of the overall process.
Small details are often the key to the perfect solution in applications where potentials are tested, grouped or even isolated.
A system is not a system without small but useful details:

- Test plugs - ensure reliable pick-up from diagnostic sockets
- Cross-connectors - ensure a stable electrical distribution contact directly at the connection
- Compartment partition elements - divide a large number of male connectors into several separate socket connector channels
- Locks and clips - optional vibration-resistant clip-on connection or mounting for male and female connectors

In tandem with the manufacturing process and application - more accessories = smaller workload

### General ordering data

| | | |
|---|---|---|
| Type | PTSC KA 2.2X4.5 WN1412 | Version |
| Order No. | 1610740000 | PCB plug-in connector, Accessories, Mounting screw, Number of |
| GTIN (EAN) | 4008190039523 | poles: 1 |
| Qty. | 100 ST | |