


WDL 2.5/S/L/L/PE**Weidmüller Interface GmbH & Co. KG**

Klingenbergstraße 26

D-32758 Detmold

Germany

www.weidmueller.com

Product image**Building installation wiring**

For building installations, we offer a complete system that revolves around the 10×3 copper rail and comprises perfectly coordinated components: from installation terminal blocks, neutral conductor terminal blocks and distribution terminal blocks to comprehensive accessories such as busbars and busbar holders.

General ordering data

Version	Multi level installation terminal block, Screw connection, dark beige, 2.5 mm ² , 24 A, 400 V, Number of connections: 5, Number of levels: 3
Order No.	1031100000
Type	WDL 2.5/S/L/L/PE
GTIN (EAN)	4008190042202
Qty.	50 items

WDL 2.5/S/L/L/PE

Weidmüller Interface GmbH & Co. KG
Klingenbergstraße 26
D-32758 Detmold
Germany

www.weidmueller.com

Technical data

Approvals

Approvals



ROHS Conform

UL File Number Search [UL Website](#)

Certificate No. (UR) E60693

Dimensions and weights

Depth	48 mm	Depth (inches)	1.8898 inch
Depth including DIN rail	49 mm	Height	84.5 mm
Height (inches)	3.3268 inch	Width	6.1 mm
Width (inches)	0.2402 inch	Net weight	15.05 g

Temperatures

Storage temperature	-25 °C...55 °C	Ambient temperature	-50 °C...75 °C
Continuous operating temp., min.	-50 °C	Continuous operating temp., max.	120 °C

Environmental Product Compliance

RoHS Compliance Status	Compliant without exemption
REACH SVHC	No SVHC above 0.1 wt%

Material data

Basic material	Wemid	Colour	dark beige
UL 94 flammability rating	V-0		

System specifications

Version	Screw connection, L, L and PE connection, for screwable cross-connection, One end without connector	End cover plate required	Yes
Number of potentials	3	Number of levels	3
Number of clamping points per level	2	Number of potentials per tier	1
Levels cross-connected internally	No	PE connection	Yes
Mounting rail	TS 35	N-function	No
PE function	Yes	PEN function	No

Additional technical data

Open sides	right	Number of similar terminals	1
Explosion-tested version	No	Type of mounting	Snap-on

CSA rating data

Wire cross section max. (CSA)	12 AWG	Certificate No. (CSA)	12400-296
Voltage size B (CSA)	300 V	Current size B (CSA)	10 A
Voltage size D (CSA)	300 V	Current size D (CSA)	10 A
Wire cross section min. (CSA)	26 AWG		

WDL 2.5/S/L/L/PE

Weidmüller Interface GmbH & Co. KG

Klingenbergstraße 26
D-32758 Detmold
Germany

www.weidmueller.com

Technical data

Conductors for clamping (rated connection)

Gauge to IEC 60947-1	A3			
Wire connection cross section AWG, max.	AWG 12			
Connection direction	on side			
Tightening torque, max.	0.6 Nm			
Tightening torque, min.	0.4 Nm			
Stripping length	8 mm			
Type of connection 2	Screw connection			
Type of connection	Screw connection			
Number of connections	5			
Clamping range, max.	4 mm ²			
Clamping range, min.	0.13 mm ²			
Clamping screw	M 2.5			
Blade size	0.6 x 3.5 mm			
Wire connection cross section AWG, min.	AWG 26			
Wire connection cross-section, finely stranded with wire-end ferrules DIN 46228/4, max.	2.5 mm ²			
Wire connection cross-section, finely stranded with wire-end ferrules DIN 46228/4, min.	0.13 mm ²			
Wire connection cross-section, finely stranded with wire-end ferrules DIN 46228/1, max.	2.5 mm ²			
Wire connection cross-section, finely stranded with wire-end ferrules DIN 46228/1, min.	0.13 mm ²			
Wire connection cross section, finely stranded, max.	4 mm ²			
Wire connection cross section, finely stranded, min.	0.13 mm ²			
Connection cross-section, stranded, max.	4 mm ²			
Connection cross-section, stranded, min.	0.13 mm ²			
Torque level with DMS electric screwdriver	1			
Wire connection cross-section, solid core, max.	4 mm ²			
Wire connection cross-section, solid core, min.	0.13 mm ²			
Clampable conductor	Connection specification			
	Cross-section for conductor connection	Screw connection		
		Type	solid, H05(07) V-U	
		min.	0.5 mm ²	
		max.	4 mm ²	
	wire end ferrule	Stripping length	nominal	2.5 mm ²
			min.	8 mm
			max.	8 mm
		Tightening torque	nominal	8 mm
	min.		0.4 Nm	
		max.	0.6 Nm	
	Connection specification		Screw connection	
	Cross-section for conductor connection	Type	stranded, H07V-R	
		min.	1.5 mm ²	
max.		4 mm ²		
nominal		2.5 mm ²		
wire end ferrule	Stripping length	min.	8 mm	
		max.	8 mm	

WDL 2.5/S/L/L/PE

Weidmüller Interface GmbH & Co. KG
 Klingenbergstraße 26
 D-32758 Detmold
 Germany

www.weidmueller.com

Technical data

			nominal	8 mm
		Tightening torque	min.	0.4 Nm
			max.	0.6 Nm
Connection specification	Screw connection			
Cross-section for conductor connection	Type	flexible, H05(07) V-K		
	min.	0.5 mm ²		
	max.	4 mm ²		
	nominal	2.5 mm ²		
wire end ferrule	Stripping length	min.	8 mm	
		max.	8 mm	
		nominal	8 mm	
	Tightening torque	min.	0.4 Nm	
max.		0.6 Nm		

General

Wire connection cross section AWG, max.	AWG 12	Wire connection cross section AWG, min.	AWG 26
Standards	IEC 60947-7-1 (-7-2)	Mounting rail	TS 35

Rating data

Rated cross-section	2.5 mm ²	Rated voltage	400 V
Rated DC voltage	400 V	Nominal current	24 A
Current at maximum wires	32 A	Standards	IEC 60947-7-1 (-7-2)
Volume resistance according to IEC 60947-7-x	1.33 mΩ	Rated impulse withstand voltage	4 kV
Power loss in accordance with IEC 60947-7-x	0.77 W	Rated voltage (L / L)	400 V
Rated voltage (L / N)	250 V	Rated voltage (L / PE)	250 V
Surge voltage category	III	Pollution severity	3

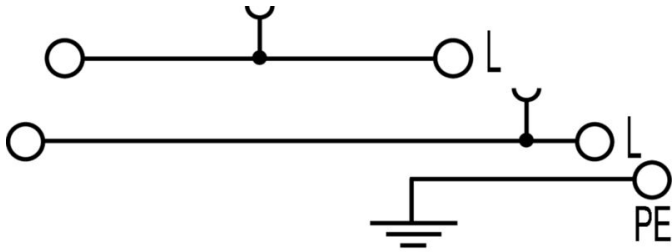
UL rating data

Conductor size Factory wiring max. (UR)	12 AWG	Current size C (UR)	15 A
Voltage size C (UR)	300 V	Conductor size Factory wiring min. (UR)	26 AWG
Certificate No. (UR)	E60693	Conductor size Field wiring min. (UR)	22 AWG
Conductor size Field wiring max. (UR)	12 AWG		

Classifications

ETIM 8.0	EC001329	ETIM 9.0	EC001329
ETIM 10.0	EC001329	ECLASS 14.0	27-25-01-10
ECLASS 15.0	27-25-01-10		

Drawings



WDL 2.5/S/L/L/PE

Weidmüller Interface GmbH & Co. KG
 Klingenbergstraße 26
 D-32758 Detmold
 Germany

www.weidmueller.com

Accessories

End bracket



Weidmüller's range of products includes end brackets that guarantee a permanent, reliable mounting on the terminal rail and prevent sliding. Versions with and without screws are available. The end brackets include marking options, also for group markers, and also a test plug holder.

General ordering data

Type	Q 2 WDL2.5S	Version	
Order No.	1071500000	Cross-connector (terminal), when screwed in, yellow, 24 A, Number of poles: 2, Pitch in mm (P): 6.10, Insulated: Yes, Width: 4 mm	
GTIN (EAN)	4008190424930		
Qty.	50 ST		

Cross-connections



The distribution or multiplication of a potential to adjoining terminal blocks is realized via a cross-connection. Additional wiring effort can be easily avoided. Even if the poles are broken out, contact reliability in the terminal blocks is still ensured. Our portfolio offers pluggable and screwable cross-connection systems for modular terminal blocks.

General ordering data

Type	Q 3 WDL2.5S	Version	
Order No.	1071600000	Cross-connector (terminal), when screwed in, yellow, 24 A, Number of poles: 3, Pitch in mm (P): 6.10, Insulated: Yes, Width: 4 mm	
GTIN (EAN)	4008190424923		
Qty.	50 ST		
Type	Q 4 WDL2.5S	Version	
Order No.	1071700000	Cross-connector (terminal), when screwed in, yellow, 24 A, Number of poles: 4, Pitch in mm (P): 6.10, Insulated: Yes, Width: 4 mm	
GTIN (EAN)	4008190424916		
Qty.	50 ST		

End bracket



Weidmüller's range of products includes end brackets that guarantee a permanent, reliable mounting on the terminal rail and prevent sliding. Versions with and without screws are available. The end brackets include marking options, also for group markers, and also a test plug holder.

WDL 2.5/S/L/L/PE

Weidmüller Interface GmbH & Co. KG
 Klingenbergstraße 26
 D-32758 Detmold
 Germany

www.weidmueller.com

Accessories

General ordering data

Type	Q 10 WDL2.5S	Version
Order No.	1071800000	Cross-connector (terminal), when screwed in, yellow, 24 A, Number of poles: 10, Pitch in mm (P): 6.10, Insulated: Yes, Width: 4 mm
GTIN (EAN)	4008190424893	
Qty.	20 ST	
Type	Q 20 WDL2.5S	Version
Order No.	1074200000	Cross-connector (terminal), when screwed in, yellow, 24 A, Number of poles: 20, Pitch in mm (P): 6.10, Insulated: Yes, Width: 4 mm
GTIN (EAN)	4008190910501	
Qty.	20 ST	

End plates and partition plates



Partition plates and end plates are essential accessories for terminal blocks. Partition plates provide optical and electrical separation of different potentials and functional groups, increasing safety and ensuring a clear structure inside the control cabinet. End plates close the terminal block row on the sides, protect against contact with live parts, and ensure a clean, stable finish. Both components are precisely matched to the respective Weidmüller terminal block series, contributing to safe, compliant, and professional wiring.

General ordering data

Type	WAP WDL2.5/S	Version
Order No.	1067700000	End plate for terminals, dark beige, Height: 94.5 mm, Width: 1.5 mm, V-0, Wemid, Snap-on: No
GTIN (EAN)	4008190059316	
Qty.	20 ST	
Type	WHP WDL2.5/S BL	Version
Order No.	1067980000	End and partition plate for terminals, blue, Height: 84.5 mm, Width: 2 mm, V-0, Wemid
GTIN (EAN)	4008190022440	
Qty.	20 ST	

End bracket



Weidmüller's range of products includes end brackets that guarantee a permanent, reliable mounting on the terminal rail and prevent sliding. Versions with and without screws are available. The end brackets include marking options, also for group markers, and also a test plug holder.

General ordering data

Type	WEW 35/2	Version
Order No.	1061200000	End bracket, dark beige, TS 35, HB, Wemid, Width: 8 mm, 100 °C
GTIN (EAN)	4008190030230	
Qty.	50 ST	

WDL 2.5/S/L/L/PE

Weidmüller Interface GmbH & Co. KG
 Klingenbergstraße 26
 D-32758 Detmold
 Germany

www.weidmueller.com

Accessories

Slotted screwdriver



Slotted screwdriver with rounded blade SD DIN 5265, ISO 2380/2, output to DIN 5264, ISO 2380/1. ChromTop tip, SoftFinish grip

General ordering data

Type	SDS 0.6X3.5X100	Version	
Order No.	9008330000	Screwdriver, Screwdriver	
GTIN (EAN)	4032248056286		
Qty.	1 ST		

Busbars



With our bus bars in various materials and the associated accessories, you can connect cables in the smallest installation space. Depending on the application, potentials can be collected, distributed or dissipated.

General ordering data

Type	SSCH 10X3X1000 CU/SN	Version	
Order No.	0348900000	Busbar (terminal), silver, Height: 1000 mm, Depth: 3 mm, Copper	
GTIN (EAN)	4008190024802		
Qty.	25 M		

Busbar connections



Weidmueller offers tapping terminals for various types of bus bar systems. Depending on the application, a distinction can be made here between insulated and non-insulated tap-off terminals.

General ordering data

Type	ZB 4	Version	
Order No.	0316500000	Terminal (busbar connection)	
GTIN (EAN)	4008190061999		
Qty.	50 ST		

WDL 2.5/S/L/L/PE

Weidmüller Interface GmbH & Co. KG
 Klingenbergstraße 26
 D-32758 Detmold
 Germany

www.weidmueller.com

Accessories

Type	ZB 16 ZKSC	Version
Order No.	0316600000	Terminal (busbar connection)
GTIN (EAN)	4008190145989	
Qty.	50 ST	
Type	ZB 35/M6X16	Version
Order No.	0266500000	Terminal (busbar connection)
GTIN (EAN)	4008190102814	
Qty.	20 ST	

ZGB pivotable group tag holder



The ZGB 15 is a hinged group tag carrier. The tag carrier can hold the dekafix 5, WS 12/5 terminal markers or the inlay tag ESO 15.

The ZGB 30 is a hinged group tag carrier. The tag carrier can hold the dekafix 5, WS 12/5 terminal markers or the inlay tag ESO 7.

Inlay tags and protective strips can be found under "Accessories".

General ordering data

Type	ZGB 15	Version
Order No.	1636530000	Terminal markers, Terminal marker, 15 x 7 mm, Pitch in mm (P): 5.00
GTIN (EAN)	4008190297053	Weidmueller, white
Qty.	20 ST	
Type	ZGB 30	Version
Order No.	1611930000	Terminal markers, Terminal marker, 32 x 7 mm, Pitch in mm (P): 5.00
GTIN (EAN)	4008190002251	Weidmueller, white
Qty.	20 ST	

Marker holder



The marker holder offer the possibility of additional mounting of standard markers with a pitch of 5 or 5.1 mm. The angled holders can be optionally snapped together and could be mounted in all standard marking channels of the Klippon® Connect modular terminal blocks. Fitting marker types could be found under the respective accessories of the designation marking holder.

General ordering data

Type	BZT 1 WS 10/5	Version
Order No.	1805490000	Accessories, Marker holder
GTIN (EAN)	4032248270231	
Qty.	100 ST	
Type	BZT 1 ZA WS 10/5	Version
Order No.	1805520000	Accessories, Marker holder
GTIN (EAN)	4032248270248	
Qty.	100 ST	

WDL 2.5/S/L/L/PE

Weidmüller Interface GmbH & Co. KG
 Klingenbergstraße 26
 D-32758 Detmold
 Germany

www.weidmueller.com

Accessories

End plates and partition plates




Partition plates and end plates are essential accessories for terminal blocks. Partition plates provide optical and electrical separation of different potentials and functional groups, increasing safety and ensuring a clear structure inside the control cabinet. End plates close the terminal block row on the sides, protect against contact with live parts, and ensure a clean, stable finish. Both components are precisely matched to the respective Weidmüller terminal block series, contributing to safe, compliant, and professional wiring.

General ordering data

Type	TSCH 1	Version	
Order No.	0319160000	Small partition (terminal), PA 66, beige, Continuous operating temp.,	
GTIN (EAN)	4008190097219	max.: 100 °C	
Qty.	100 ST		

Blank



WS markers are the perfect match for the W-series connectors. Thanks to their system compatibility, the WS tags can also be used with the I-series and the Z-series. The large marking surfaces do not only permit long character strings but also multi-line text. WS markers are ideal for labels with long, customised character strings. Thanks to the proven MultiCard format, printing with PrintJet CONNECT oder/or Plotter is possible.

- Can be fitted in strips or individually
- Markers in proven MultiCard format

For custom printing: Please send us a file of our labeling software M-Print PRO or M-Print PRO Online (without installation) for your labeling specifications.

General ordering data

Type	WS 8/6 PLUS MC NE WS	Version	
Order No.	1951880000	WS, Terminal marker, 8 x 6 mm, Pitch in mm (P): 6.00 Weidmueller,	
GTIN (EAN)	4032248632114	white	
Qty.	600 ST		
Type	DEK 5/6 MC NE WS	Version	
Order No.	1609820000	Dekafix, Terminal marker, 5 x 6 mm, Pitch in mm (P): 6.00	
GTIN (EAN)	4008190203436	Weidmueller, white	
Qty.	1000 ST		