


WFF 35/AH**Weidmüller Interface GmbH & Co. KG**Klingenbergstraße 26
D-32758 Detmold
Germanywww.weidmueller.com

To feed through power, signal, and data is the classical requirement in electrical engineering and panel building. The insulating material, the connection system and the design of the terminal blocks are the differentiating features. A feed-through terminal block is suitable for joining and/or connecting one or more conductors. They could have one or more connection levels that are on the same potential or insulated against one another.

General ordering data

Version	Bolt-type screw terminals, Feed-through terminal, Rated cross-section: 35 mm ² , Threaded stud connection, Direct mounting
Order No.	1029300000
Type	WFF 35/AH
GTIN (EAN)	4008190139148
Qty.	5 items

WFF 35/AH

Weidmüller Interface GmbH & Co. KG

Klingenbergstraße 26

D-32758 Detmold

Germany

www.weidmueller.com

Technical data

Approvals

Approvals



ROHS	Conform
UL File Number Search	UL Website
Certificate No. (UR)	E60693
Certificate No. (cURusEX)	E184763

Dimensions and weights

Depth	51 mm	Depth (inches)	2.0079 inch
Depth including DIN rail	59.5 mm	Height	107 mm
Height (inches)	4.2126 inch	Width	27 mm
Width (inches)	1.063 inch	Net weight	93.71 g

Temperatures

Storage temperature	-25 °C...55 °C	Ambient temperature	-5 °C...40 °C
Continuous operating temp., min.	-50 °C	Continuous operating temp., max.	120 °C

Environmental Product Compliance

RoHS Compliance Status	Compliant without exemption
REACH SVHC	No SVHC above 0.1 wt%

Material data

Basic material	Wemid	Colour	dark beige
UL 94 flammability rating	V-0		

Rating data IECEx/ATEX

Certificate No. (ATEX)	DEMKO15ATEX1357U	Certificate No. (IECEX)	IECEXULD15.0004U
Max. voltage (ATEX)	1100 V	Current (ATEX)	125 A
Wire cross section max. (ATEX)	35 mm ²	Max. voltage (IECEX)	1100 V
Current (IECEX)	125 A	Wire cross section max. (IECEX)	35 mm ²
Marking EN 60079-7	Ex eb II C Gb	Ex 2014/34/EU label	II 2 G D

System specifications

End cover plate required	No	Number of potentials	1
Number of levels	1	Number of clamping points per level	2
Levels cross-connected internally	No	PE connection	No
Mounting rail	TS 35		

Additional technical data

Open sides	closed	Number of similar terminals	1
Installation advice	Direct mounting	Explosion-tested version	Yes

WFF 35/AH

Weidmüller Interface GmbH & Co. KG

Klingenbergstraße 26

D-32758 Detmold

Germany

www.weidmueller.com

Technical data

Type of mounting Snap-on

CSA rating data

Wire cross section max. (CSA)	2 AWG	Voltage size C (CSA)	600 V
Current size C (CSA)	130 A	Certificate No. (CSA)	200039-1244019
Wire cross section min. (CSA)	14 AWG		

Conductors for clamping (rated connection)

Cable lug to DIN 46234	2.5...50 mm ²	Cable lug to DIN 46235	6...25 mm ²
Wire connection cross section AWG, max.	AWG 1	Connection direction	on side
Tightening torque, max.	6 Nm	Tightening torque, min.	3 Nm
Type of connection	Threaded stud connection	Number of connections	2
Clamping range, max.	50 mm ²	Clamping range, min.	2.5 mm ²
Wire connection cross section AWG, min.	AWG 14	Wire connection cross-section, finely stranded with wire-end ferrules DIN 46228/4, min.	2.5 mm ²
Wire connection cross-section, finely stranded with wire-end ferrules DIN 46228/1, min.	2.5 mm ²	Wire connection cross section, finely stranded, max.	50 mm ²
Wire connection cross section, finely stranded, min.	2.5 mm ²	Connection cross-section, stranded, max.	50 mm ²
Connection cross-section, stranded, min.	2.5 mm ²	Stud size for spade connection	M 6
Wire connection cross-section, solid core, max.	50 mm ²	Wire connection cross-section, solid core, min.	2.5 mm ²
Connection cross-section, finely stranded, min.	2.5 mm ²	2 x cable lugs DIN 46 235	6...25 mm ²
2 x cable lugs DIN 46 234	2.5 to 35 mm ²		

General

Wire connection cross section AWG, max.	AWG 1	Installation advice	Direct mounting
Wire connection cross section AWG, min.	AWG 14	Standards	IEC 60947-7-1
Mounting rail	TS 35		

Rating data

Rated cross-section	35 mm ²	Rated voltage	1000 V
Rated DC voltage	1000 V	Nominal current	125 A
Current at maximum wires	150 A	Standards	IEC 60947-7-1
Volume resistance according to IEC 60947-7-x	0.26 mΩ	Rated impulse withstand voltage	8 kV
Power loss in accordance with IEC 60947-7-x	4.00 W	Pollution severity	3

UL rating data

Conductor size Factory wiring max. (UR)	2 AWG	Current size C (UR)	115 A
Voltage size C (UR)	1000 V	Conductor size Factory wiring min. (UR)	14 AWG
Certificate No. (UR)	E60693	Conductor size Field wiring min. (UR)	14 AWG
Conductor size Field wiring max. (UR)	2 AWG		

Classifications


ETIM 8.0	EC000897	ETIM 9.0	EC000897
ETIM 10.0	EC000897	ECLASS 14.0	27-25-01-01

Technical data

ECLASS 15.0

27-25-01-01

Drawings



WFF 35/AH

Weidmüller Interface GmbH & Co. KG

Klingenbergstraße 26

D-32758 Detmold

Germany

www.weidmueller.com

Accessories

Cross-connections



The distribution or multiplication of a potential to adjoining terminal blocks is realized via a cross-connection. Additional wiring effort can be easily avoided. Even if the poles are broken out, contact reliability in the terminal blocks is still ensured. Our portfolio offers pluggable and screwable cross-connection systems for modular terminal blocks.

General ordering data

Type	WQL 2 WFF35	Version
Order No.	1064900000	Bolt-type screw terminals, Cross-connector, Number of poles: 2
GTIN (EAN)	4008190112745	
Qty.	5 ST	
Type	WQL 3 WFF35	Version
Order No.	1065400000	Bolt-type screw terminals, Cross-connector, Number of poles: 3
GTIN (EAN)	4008190065812	
Qty.	5 ST	

Additional connection



The additional connection enables a separate voltage tap. This can be used, for example, for the emergency power supply before the main switch or simply as an additional connection within the application.

General ordering data

Type	WZAF 35	Version
Order No.	1070500000	Auxiliary connection (terminal)
GTIN (EAN)	4008190024512	
Qty.	10 ST	

Protection against contact



Our systems for touch protection ensure greater safety in your cabinet. They provide protection against electric shock caused by accidental contact with live parts due to operation or faults.

WFF 35/AH

Weidmüller Interface GmbH & Co. KG

Klingenbergstraße 26

D-32758 Detmold

Germany

www.weidmueller.com

Accessories

General ordering data

Type	WAP WFF35	Version
Order No.	1069700000	Bolt-type screw terminals, Cover plate, dark beige, 2 mm
GTIN (EAN)	4008190104023	
Qty.	20 ST	

End plates and partition plates




Partition plates and end plates are essential accessories for terminal blocks. Partition plates provide optical and electrical separation of different potentials and functional groups, increasing safety and ensuring a clear structure inside the control cabinet. End plates close the terminal block row on the sides, protect against contact with live parts, and ensure a clean, stable finish. Both components are precisely matched to the respective Weidmüller terminal block series, contributing to safe, compliant, and professional wiring.

General ordering data

Type	WTW WFF35	Version
Order No.	1067100000	Bolt-type screw terminals, Partition plate, grey, 2 mm
GTIN (EAN)	4008190053253	
Qty.	10 ST	

End bracket




Weidmüller's range of products includes end brackets that guarantee a permanent, reliable mounting on the terminal rail and prevent sliding. Versions with and without screws are available. The end brackets include marking options, also for group markers, and also a test plug holder.

General ordering data

Type	WEW 35/1	Version
Order No.	1059000000	End bracket, dark beige, TS 35, V-2, Wemid, Width: 12 mm, 100 °C
GTIN (EAN)	4008190172282	
Qty.	50 ST	

WFF 35/AH
Weidmüller Interface GmbH & Co. KG

 Klingenbergstraße 26
 D-32758 Detmold
 Germany

www.weidmueller.com
Accessories
Slotted screwdriver


VDE insulated slot-head screwdriver, SDI DIN 7437, ISO 2380/2, drive output acc. to DIN 5264, ISO 2380/1. SoftFinish grip

General ordering data

Type	SDIS 0.6X3.5X100	Version	
Order No.	9008390000	Screwdriver, Screwdriver	
GTIN (EAN)	4032248056354		
Qty.	1 ST		

Protection against contact


Our systems for touch protection ensure greater safety in your cabinet. They provide protection against electric shock caused by accidental contact with live parts due to operation or faults.

General ordering data

Type	WAH 35	Version	
Order No.	1064460000	Bolt-type screw terminals, Hood, beige, 26 mm	
GTIN (EAN)	4008190176587		
Qty.	20 ST		
Type	WAH 35 BL	Version	
Order No.	1064480000	Bolt-type screw terminals, Hood, blue, 26 mm	
GTIN (EAN)	4008190113308		
Qty.	20 ST		

Mounting support


We offer a broad portfolio of mounting support for easy handling and supplementation of our products. From various tools to insulating sleeves and various screws, our components are matched to each other down to the last detail and thus facilitate assembly in compliance with the respective standards and protective regulations.

WFF 35/AH

Weidmüller Interface GmbH & Co. KG

Klingenbergstraße 26

D-32758 Detmold

Germany

www.weidmueller.com

Accessories

General ordering data

Type	KISC M6X16-Z3	Version
Order No.	1063700000	SAK Series, Mounting screw, Steel
GTIN (EAN)	4008190120887	
Qty.	20 ST	

Blank



The Dekafix (DEK) marker is the universal marker for all conductor and plug-in connectors as well as for electronic sub-assemblies. The system is ideal for short number sequences and covers a wide range of ready-printed markers.

Strips for fast installation in only one work step. The printing is easy to read, rich in contrast and available in various widths.

- Large range of ready-to-use markers
 - Strips for fast installation
 - Terminal markers, suitable for all Weidmüller cable connectors
 - Available as blank MultiCard or with standard printing
- For custom printing: Please send us a file of our labeling software M-Print PRO or M-Print PRO Online (without installation) for your labeling specifications.

General ordering data

Type	DEK 5/5 MC NE WS	Version
Order No.	1609801044	Dekafix, Terminal marker, 5 x 5 mm, Pitch in mm (P): 5.00
GTIN (EAN)	4008190397111	Weidmueller, white
Qty.	1000 ST	

Type	WS 12/5 MC NE WS	Version
Order No.	1609860000	WS, Terminal marker, 12 x 5 mm, Pitch in mm (P): 5.00 Weidmueller,
GTIN (EAN)	4008190203481	Allen-Bradley, white
Qty.	720 ST	

Marker holder



The marker holder offer the possibility of additional mounting of standard markers with a pitch of 5 or 5.1 mm. The angled holders can be optionally snapped together and could be mounted in all standard marking channels of the Klippon® Connect modular terminal blocks. Fitting marker types could be found under the respective accessories of the designation marking holder.

General ordering data

Type	BZT 1 WS 10/5	Version
Order No.	1805490000	Accessories, Marker holder
GTIN (EAN)	4032248270231	
Qty.	100 ST	

WFF 35/AH

Weidmüller Interface GmbH & Co. KG

Klingenbergstraße 26

D-32758 Detmold

Germany

www.weidmueller.com

Accessories

Type	BZT 1 ZA WS 10/5	Version
Order No.	1805520000	Accessories, Marker holder
GTIN (EAN)	4032248270248	
Qty.	100 ST	

Testadapter and testsockets



Test adapters and test plugs are used for the electrical connection between terminal blocks and the test equipment. In this way, an electrical contact can be established in the wired state and measurements can be done easily.

General ordering data

Type	PS 4 F.STB 4	Version
Order No.	0299600000	Test adapter (terminal), 230 V
GTIN (EAN)	4008190074043	
Qty.	20 ST	

WS 12/5



WS/ DEK

MultiMark terminal markers use an innovative composite material made from two components. The hard base contour of the marker snaps securely into the connector. The elastic surface finish makes the marker easy to mount. This specially punched material enables the strips to be stretched to accommodate the slight variations in spacing that tend to add up, especially with long terminal blocks. Another advantage: the excellent printability of the surface material guarantees durable and wear-resistant labelling. A print resolution of 300 dpi also produces a very legible script.

Your benefits with MultiMark

- Firm hold and durable printing
- Continuous strips save installation time
- Easy mounting thanks to an innovative composite material
- Large label field for optimal legibility
- High flexibility thanks to manufacturer independence

General ordering data

Type	WS 12/5 MM WS	Version
Order No.	2007190000	WS, Terminal marker, 12 x 5 mm, Weidmueller, white
GTIN (EAN)	4050118392036	
Qty.	800 ST	