


WDU 35/IK/ZA**Weidmüller Interface GmbH & Co. KG**

Klingenbergstraße 26

D-32758 Detmold

Germany

www.weidmueller.com

Product image

More and more components need to be housed within a confined space, in switchgear and panels. As part of the power feed-in, connecting conductors is becoming increasingly challenging, especially for large cross-sections. Our comprehensive range of connection solutions also enables convenient wiring in challenging space conditions. The compact design and the combination of many practical handling benefits make the supply of power to switchgear and panels simple, efficient, and space-saving.

General ordering data

| | |
|------------|---|
| Version | Feed-through terminal block, Screw connection, dark beige, 35 mm ² , 125 A, 1000 V, Number of connections: 2 |
| Order No. | 1029000000 |
| Type | WDU 35/IK/ZA |
| GTIN (EAN) | 4008190124045 |
| Qty. | 25 items |

WDU 35/IK/ZA

Weidmüller Interface GmbH & Co. KG
 Klingenbergstraße 26
 D-32758 Detmold
 Germany

www.weidmueller.com

Technical data

Approvals

Approvals



| | |
|-----------------------|----------------------------|
| ROHS | Conform |
| UL File Number Search | UL Website |
| Certificate No. (UR) | E60693 |

Dimensions and weights

| | | | |
|--------------------------|-------------|----------------|-------------|
| Depth | 62.5 mm | Depth (inches) | 2.4606 inch |
| Depth including DIN rail | 63 mm | Height | 60 mm |
| Height (inches) | 2.3622 inch | Width | 16 mm |
| Width (inches) | 0.6299 inch | Net weight | 52.44 g |

Temperatures

| | | | |
|----------------------------------|----------------|----------------------------------|----------------|
| Storage temperature | -25 °C...55 °C | Ambient temperature | -60 °C...85 °C |
| Continuous operating temp., min. | -60 °C | Continuous operating temp., max. | 130 °C |

Environmental Product Compliance

| | | | |
|--------------------------|-----------------------------|------------------|--|
| RoHS Compliance Status | Compliant without exemption | | |
| REACH SVHC | No SVHC above 0.1 wt% | | |
| Product Carbon Footprint | Cradle to gate | 0,373 kg CO2 eq. | |

Material data

| | | | |
|---------------------------|-------|--------|------------|
| Basic material | Wemid | Colour | dark beige |
| UL 94 flammability rating | V-0 | | |

Rating data IECEx/ATEX

| | | | |
|--------------------------------|--------------------|---------------------------------|--------------------|
| Certificate No. (ATEX) | DEMKO14ATEX1338U | Certificate No. (IECEX) | IECEXULD14.0005U |
| Max. voltage (ATEX) | 690 V | Current (ATEX) | 115 A |
| Wire cross section max. (ATEX) | 35 mm ² | Max. voltage (IECEX) | 690 V |
| Current (IECEX) | 115 A | Wire cross section max. (IECEX) | 35 mm ² |
| Marking EN 60079-7 | Ex eb II C Gb | Ex 2014/34/EU label | II 2 G D |

System specifications

| | | | |
|-------------------------------------|--|-------------------------------|-----|
| Version | Screw connection, for screwable cross-connection, With assembly peg, One end without connector | End cover plate required | Yes |
| Number of potentials | 1 | Number of levels | 1 |
| Number of clamping points per level | 2 | Number of potentials per tier | 1 |
| Levels cross-connected internally | No | PE connection | No |
| Mounting rail | TS 35 | N-function | No |
| PE function | No | PEN function | Yes |

WDU 35/IK/ZA

Weidmüller Interface GmbH & Co. KG
 Klingenbergstraße 26
 D-32758 Detmold
 Germany

www.weidmueller.com

Technical data

2 clampable conductors (H05V/H07V) with equal cross-section (rated connection)

| | | | |
|--|--------------------|--|---------------------|
| Wire connection cross section, finely stranded with wire-end ferrules DIN 46228/1, 2 clampable wires, max. | 16 mm ² | Wire connection cross section, finely stranded with wire-end ferrules DIN 46228/1, 2 clampable wires, min. | 2.5 mm ² |
| Wire cross-section, finely stranded, two clampable wires, max. | 16 mm ² | Wire connection cross section, finely stranded, two clampable wires, min. | 2.5 mm ² |
| Cross-section for connected wire, stranded, two clampable wires, max. | 16 mm ² | Cross-section for connected wire, stranded, two clampable wires, min. | 16 mm ² |

Additional technical data

| | | | |
|--------------------------|-------|-----------------------------|---------|
| Open sides | right | Number of similar terminals | 1 |
| Explosion-tested version | Yes | Type of mounting | Snap-on |

CSA rating data

| | | | |
|-----------------------|----------------|-------------------------------|--------|
| Voltage size C (CSA) | 600 V | Current size C (CSA) | 150 A |
| Certificate No. (CSA) | 200039-1057876 | Wire cross section min. (CSA) | 12 AWG |

Conductors for clamping (additional connection)

Connection type, additional connection Screw connection

Conductors for clamping (rated connection)

| | |
|---|---------------------|
| Gauge to IEC 60947-1 | B8, B9 |
| Wire connection cross section AWG, max. | AWG 10 |
| Connection direction | on side |
| Tightening torque, max. | 6 Nm |
| Tightening torque, min. | 4 Nm |
| Stripping length | 18 mm |
| Type of connection | Screw connection |
| Number of connections | 2 |
| Clamping range, max. | 50 mm ² |
| Clamping range, min. | 2.5 mm ² |
| Clamping screw | M 6 |
| Blade size | S4 (DIN 6911) |
| Wire connection cross section AWG, min. | AWG 12 |
| Wire connection cross-section, finely stranded with wire-end ferrules DIN 46228/4, max. | 35 mm ² |
| Wire connection cross-section, finely stranded with wire-end ferrules DIN 46228/4, min. | 2.5 mm ² |
| Wire connection cross-section, finely stranded with wire-end ferrules DIN 46228/1, max. | 35 mm ² |
| Wire connection cross-section, finely stranded with wire-end ferrules DIN 46228/1, min. | 2.5 mm ² |
| Wire connection cross section, finely stranded, max. | 35 mm ² |
| Wire connection cross section, finely stranded, min. | 2.5 mm ² |
| Connection cross-section, stranded, max. | 50 mm ² |
| Connection cross-section, stranded, min. | 2.5 mm ² |

WDU 35/IK/ZA

Weidmüller Interface GmbH & Co. KG
 Klingenbergstraße 26
 D-32758 Detmold
 Germany

www.weidmueller.com

Technical data

| | | | | |
|---|--|-----------------------|---------------------|-------|
| Twin wire-end ferrules, max. | 16 mm ² | | | |
| Twin wire-end ferrules, min. | 1.5 mm ² | | | |
| Wire connection cross-section, solid core, max. | 16 mm ² | | | |
| Wire connection cross-section, solid core, min. | 2.5 mm ² | | | |
| Connection cross-section, finely stranded, min. | 2.5 mm ² | | | |
| Clampable conductor | Connection specification | | Screw connection | |
| | Cross-section for conductor connection | Type | solid, H05(07) V-U | |
| | | min. | 2.5 mm ² | |
| | | max. | 16 mm ² | |
| | | nominal | 35 mm ² | |
| | wire end ferrule | Stripping length | min. | 18 mm |
| | | | max. | 18 mm |
| | | | nominal | 18 mm |
| | | Tightening torque | min. | 4 Nm |
| | | | max. | 6 Nm |
| | Connection specification | | Screw connection | |
| | Cross-section for conductor connection | Type | stranded, H07V-R | |
| min. | | 2.5 mm ² | | |
| max. | | 50 mm ² | | |
| nominal | | 35 mm ² | | |
| wire end ferrule | Stripping length | min. | 18 mm | |
| | | max. | 18 mm | |
| | | nominal | 18 mm | |
| | Tightening torque | min. | 4 Nm | |
| | | max. | 6 Nm | |
| Connection specification | | Screw connection | | |
| Cross-section for conductor connection | Type | flexible, H05(07) V-K | | |
| | min. | 2.5 mm ² | | |
| | max. | 35 mm ² | | |
| | nominal | 35 mm ² | | |
| wire end ferrule | Stripping length | min. | 18 mm | |
| | | max. | 18 mm | |
| | | nominal | 18 mm | |
| | Tightening torque | min. | 4 Nm | |
| | | max. | 6 Nm | |

General

| | | | |
|---|---------------|---|--------|
| Wire connection cross section AWG, max. | AWG 10 | Wire connection cross section AWG, min. | AWG 12 |
| Standards | IEC 60947-7-1 | Mounting rail | TS 35 |

Rating data

| | | | |
|--|--------------------|---------------------------------|---------------|
| Rated cross-section | 35 mm ² | Rated voltage | 1000 V |
| Rated DC voltage | 1000 V | Nominal current | 125 A |
| Current at maximum wires | 150 A | Standards | IEC 60947-7-1 |
| Volume resistance according to IEC 60947-7-x | 0.26 mΩ | Rated impulse withstand voltage | 8 kV |
| Power loss in accordance with IEC 60947-7-x | 4.00 W | Pollution severity | 3 |

UL rating data

| | | | |
|---------------------|-------|------------------------------|--------|
| Voltage size B (UR) | 600 V | Wire cross section min. (UR) | 12 AWG |
| Current size B (UR) | 150 A | Wire cross section max. (UR) | 0 AWG |

Technical data

| | | | |
|---|--------|----------------------|--------|
| Current size C (UR) | 150 A | Voltage size C (UR) | 600 V |
| Conductor size Factory wiring min. (UR) | 12 AWG | Certificate No. (UR) | E60693 |
| Conductor size Field wiring min. (UR) | 12 AWG | | |

Classifications

| | | | |
|-------------|-------------|-------------|-------------|
| ETIM 8.0 | EC000897 | ETIM 9.0 | EC000897 |
| ETIM 10.0 | EC000897 | ECLASS 14.0 | 27-25-01-01 |
| ECLASS 15.0 | 27-25-01-01 | | |

Drawings



WDU 35/IK/ZA

Weidmüller Interface GmbH & Co. KG
Klingenbergstraße 26
D-32758 Detmold
Germany

www.weidmueller.com

Accessories

Cross connector



The distribution or multiplication of a potential to adjoining terminal blocks is realized via a cross-connection. Additional wiring effort can be easily avoided. Even if the poles are broken out, contact reliability in the terminal blocks is still ensured. Our portfolio offers pluggable and screwable cross-connection systems for modular terminal blocks.

General ordering data

| | | |
|------------|----------------------------|--|
| Type | WQV 35/2 | Version |
| Order No. | 1053060000 | Cross-connector (terminal), when screwed in, yellow, 138 A, Number |
| GTIN (EAN) | 4008190097349 | of poles: 2, Pitch in mm (P): 16.00, Insulated: Yes, Width: 9.85 mm |
| Qty. | 50 ST | |
| Type | WQV 35/3 | Version |
| Order No. | 1055360000 | Cross-connector (terminal), when screwed in, yellow, 112 A, Number |
| GTIN (EAN) | 4008190007249 | of poles: 3, Pitch in mm (P): 16.00, Insulated: Yes, Width: 9.85 mm |
| Qty. | 50 ST | |
| Type | WQV 35/4 | Version |
| Order No. | 1055460000 | Cross-connector (terminal), when screwed in, yellow, 112 A, Number |
| GTIN (EAN) | 4008190130275 | of poles: 4, Pitch in mm (P): 16.00, Insulated: Yes, Width: 9.85 mm |
| Qty. | 50 ST | |
| Type | WQV 35/10 | Version |
| Order No. | 1053160000 | Cross-connector (terminal), when screwed in, yellow, 112 A, Number |
| GTIN (EAN) | 4008190026028 | of poles: 10, Pitch in mm (P): 16.00, Insulated: Yes, Width: 9.85 mm |
| Qty. | 10 ST | |

End plates and partition plates



Partition plates and end plates are essential accessories for terminal blocks. Partition plates provide optical and electrical separation of different potentials and functional groups, increasing safety and ensuring a clear structure inside the control cabinet. End plates close the terminal block row on the sides, protect against contact with live parts, and ensure a clean, stable finish. Both components are precisely matched to the respective Weidmüller terminal block series, contributing to safe, compliant, and professional wiring.

General ordering data

| | | |
|------------|----------------------------|--|
| Type | WAP 16+35 WTW 2.5-10 | Version |
| Order No. | 1050100000 | End and partition plate for terminals, dark beige, Height: 56 mm, |
| GTIN (EAN) | 4008190079901 | Width: 1.5 mm, V-0, Wemid |
| Qty. | 20 ST | |
| Type | WAP 16+35 WTW 2.5-10 BL | Version |
| Order No. | 1050180000 | End and partition plate for terminals, blue, Height: 56 mm, Width: 1.5 |
| GTIN (EAN) | 4008190013899 | mm, V-0, Wemid |
| Qty. | 20 ST | |

WDU 35/IK/ZA

Weidmüller Interface GmbH & Co. KG
 Klingenbergstraße 26
 D-32758 Detmold
 Germany

www.weidmueller.com

Accessories

End bracket



Weidmüller's range of products includes end brackets that guarantee a permanent, reliable mounting on the terminal rail and prevent sliding. Versions with and without screws are available. The end brackets include marking options, also for group markers, and also a test plug holder.

General ordering data

| | | | |
|------------|----------------------------|--|--|
| Type | WEW 35/1 | Version | |
| Order No. | 1059000000 | End bracket, dark beige, TS 35, V-2, Wemid, Width: 12 mm, 100 °C | |
| GTIN (EAN) | 4008190172282 | | |
| Qty. | 50 ST | | |

Blank



The Dekafix (DEK) marker is the universal marker for all conductor and plug-in connectors as well as for electronic sub-assemblies. The system is ideal for short number sequences and covers a wide range of ready-printed markers.

Strips for fast installation in only one work step. The printing is easy to read, rich in contrast and available in various widths.

- Large range of ready-to-use markers
 - Strips for fast installation
 - Terminal markers, suitable for all Weidmüller cable connectors
 - Available as blank MultiCard or with standard printing
- For custom printing: Please send us a file of our labeling software M-Print PRO or M-Print PRO Online (without installation) for your labeling specifications.

General ordering data

| | | | |
|------------|----------------------------|--|--|
| Type | DEK 5/5 MC NE WS | Version | |
| Order No. | 1609801044 | Dekafix, Terminal marker, 5 x 5 mm, Pitch in mm (P): 5.00 | |
| GTIN (EAN) | 4008190397111 | Weidmueller, white | |
| Qty. | 1000 ST | | |
| Type | WS 12/5 MC NE WS | Version | |
| Order No. | 1609860000 | WS, Terminal marker, 12 x 5 mm, Pitch in mm (P): 5.00 Weidmueller, | |
| GTIN (EAN) | 4008190203481 | Allen-Bradley, white | |
| Qty. | 720 ST | | |

Accessories

SchT group marker carrier



The SchT 5 S group tag carriers are clipped directly onto the TS 32 mounting rail (G-rail) or the TS 35 mounting rail (top-hat rail). It is therefore possible to label the terminal strip irrespective of the terminal and the type of terminal. SchT 5 and SchT 5 S are fitted with ESO 5, STR 5 protective strips.

The SchT 7 is a hinged group tag carrier for inlay tags which enables easy access to the clamping screw. The SchT 7 is fitted with ESO 7, STR 7 protective strips or DEK 5.

Inlay tags and protective strips can be found under "Accessories".

General ordering data

| | | | |
|------------|----------------------------|---|--|
| Type | SCHT 7 | Version | |
| Order No. | 0517960000 | SCHT, Terminal marker, 39.3 x 8 mm, Pitch in mm (P): 7.00 | |
| GTIN (EAN) | 4008190001742 | Weidmueller, white | |
| Qty. | 20 ST | | |

ZGB pivotable group tag holder



The ZGB 15 is a hinged group tag carrier. The tag carrier can hold the dekafix 5, WS 12/5 terminal markers or the inlay tag ESO 15.

The ZGB 30 is a hinged group tag carrier. The tag carrier can hold the dekafix 5, WS 12/5 terminal markers or the inlay tag ESO 7.

Inlay tags and protective strips can be found under "Accessories".

General ordering data

| | | | |
|------------|----------------------------|---|--|
| Type | ZGB 15 | Version | |
| Order No. | 1636530000 | Terminal markers, Terminal marker, 15 x 7 mm, Pitch in mm (P): 5.00 | |
| GTIN (EAN) | 4008190297053 | Weidmueller, white | |
| Qty. | 20 ST | | |
| Type | ZGB 30 | Version | |
| Order No. | 1611930000 | Terminal markers, Terminal marker, 32 x 7 mm, Pitch in mm (P): 5.00 | |
| GTIN (EAN) | 4008190002251 | Weidmueller, white | |
| Qty. | 20 ST | | |

WDU 35/IK/ZA

Weidmüller Interface GmbH & Co. KG
Klingenbergstraße 26
D-32758 Detmold
Germany

www.weidmueller.com

Accessories

End plates and partition plates



Partition plates and end plates are essential accessories for terminal blocks. Partition plates provide optical and electrical separation of different potentials and functional groups, increasing safety and ensuring a clear structure inside the control cabinet. End plates close the terminal block row on the sides, protect against contact with live parts, and ensure a clean, stable finish. Both components are precisely matched to the respective Weidmüller terminal block series, contributing to safe, compliant, and professional wiring.

General ordering data

| | | |
|------------|----------------------------|---|
| Type | WTW EN | Version |
| Order No. | 1058800000 | Partition plate (terminal), dark beige, Height: 86 mm, Width: 3 mm, |
| GTIN (EAN) | 4008190140175 | V-0, Wemid |
| Qty. | 20 ST | |

Blank




The WAD connector marker is suitable for W-series terminals and for the WEW 35/2 and ZEW 35/2 end brackets. The markers are available as blank markers, with custom printing or standard print with lightning symbol. The WAD MultiCard markers are suitable for labelling with PrintJet CONNECT printers. For custom printing: Please send us a file of our labeling software M-Print PRO or M-Print PRO Online (without installation) for your labeling specifications.

General ordering data

| | | |
|------------|----------------------------|--|
| Type | WAD 12 MC NE GE | Version |
| Order No. | 2445080000 | Group markers, Cover, 36.2 x 11.9 mm, WDU 16, WDU 35, yellow |
| GTIN (EAN) | 4050118458213 | |
| Qty. | 32 ST | |
| Type | WAD 12 MC NE WS | Version |
| Order No. | 2445070000 | Group markers, Cover, 36.2 x 11.9 mm, WDU 16, WDU 35, white |
| GTIN (EAN) | 4050118458220 | |
| Qty. | 32 ST | |

With lightning flash



The WAD connector marker is suitable for W-series terminals and for the WEW 35/2 and ZEW 35/2 end brackets. The markers are available as blank markers, with custom printing or standard print with lightning symbol. The WAD MultiCard markers are suitable for labelling with PrintJet CONNECT printers. For custom printing: Please send us a file of our labeling software M-Print PRO or M-Print PRO Online (without installation) for your labeling specifications.

WDU 35/IK/ZA

Weidmüller Interface GmbH & Co. KG
 Klingenbergstraße 26
 D-32758 Detmold
 Germany

www.weidmueller.com

Accessories

General ordering data

| | | |
|------------|----------------------------|--|
| Type | WAD 12 MC B GE/SW | Version |
| Order No. | 2445090000 | Group markers, Cover, 36.2 x 11.9 mm, WDU 16, WDU 35, yellow |
| GTIN (EAN) | 4050118457896 | |
| Qty. | 32 ST | |

Marker holder



The marker holder offer the possibility of additional mounting of standard markers with a pitch of 5 or 5.1 mm. The angled holders can be optionally snapped together and could be mounted in all standard marking channels of the Klippon® Connect modular terminal blocks. Fitting marker types could be found under the respective accessories of the designation marking holder.

General ordering data

| | | |
|------------|----------------------------|----------------------------|
| Type | BZT 1 WS 10/5 | Version |
| Order No. | 1805490000 | Accessories, Marker holder |
| GTIN (EAN) | 4032248270231 | |
| Qty. | 100 ST | |
| Type | BZT 1 ZA WS 10/5 | Version |
| Order No. | 1805520000 | Accessories, Marker holder |
| GTIN (EAN) | 4032248270248 | |
| Qty. | 100 ST | |

WS 12/5



WS/ DEK

MultiMark terminal markers use an innovative composite material made from two components. The hard base contour of the marker snaps securely into the connector. The elastic surface finish makes the marker easy to mount. This specially punched material enables the strips to be stretched to accommodate the slight variations in spacing that tend to add up, especially with long terminal blocks. Another advantage: the excellent printability of the surface material guarantees durable and wear-resistant labelling. A print resolution of 300 dpi also produces a very legible script.

Your benefits with MultiMark

- Firm hold and durable printing
- Continuous strips save installation time
- Easy mounting thanks to an innovative composite material
- Large label field for optimal legibility
- High flexibility thanks to manufacturer independence

WDU 35/IK/ZA

Weidmüller Interface GmbH & Co. KG
 Klingenbergstraße 26
 D-32758 Detmold
 Germany


www.weidmueller.com

Accessories

General ordering data

| | | | |
|------------|----------------------------|--|--|
| Type | WS 12/5 MM WS | Version | |
| Order No. | 2007190000 | WS, Terminal marker, 12 x 5 mm, Weidmueller, white | |
| GTIN (EAN) | 4050118392036 | | |
| Qty. | 800 ST | | |

Cross connector



The distribution or multiplication of a potential to adjoining terminal blocks is realized via a cross-connection. Additional wiring effort can be easily avoided. Even if the poles are broken out, contact reliability in the terminal blocks is still ensured. Our portfolio offers pluggable and screwable cross-connection systems for modular terminal blocks.

General ordering data

| | | | |
|------------|----------------------------|--|--|
| Type | WQV 35-4/6 | Version | |
| Order No. | 1064200000 | Cross-connector (terminal), when screwed in, yellow, 41 A, Number of poles: 2, Pitch in mm (P): 16.00, Insulated: Yes, Width: 13 mm | |
| GTIN (EAN) | 4008190072919 | | |
| Qty. | 10 ST | | |
| Type | WQB-PEN 35 | Version | |
| Order No. | 1060100000 | Cross-connector (terminal), when screwed in, Silver grey, 135 A, Number of poles: 2, Pitch in mm (P): 16.00, Insulated: No, Width: 24.6 mm | |
| GTIN (EAN) | 4008190089870 | | |
| Qty. | 10 ST | | |