


WFF 70 BL**Weidmüller Interface GmbH & Co. KG**

Klingenbergstraße 26

D-32758 Detmold

Germany

www.weidmueller.com**Product image**

To feed through power, signal, and data is the classical requirement in electrical engineering and panel building. The insulating material, the connection system and the design of the terminal blocks are the differentiating features. A feed-through terminal block is suitable for joining and/or connecting one or more conductors. They could have one or more connection levels that are on the same potential or insulated against one another.

General ordering data

Version	Bolt-type screw terminals, Feed-through terminal, Rated cross-section: 70 mm ² , Threaded stud connection, Direct mounting
Order No.	1028480000
Type	WFF 70 BL
GTIN (EAN)	4008190073329
Qty.	10 items

WFF 70 BL

Weidmüller Interface GmbH & Co. KG
Klingenbergstraße 26
D-32758 Detmold
Germany

www.weidmueller.com

Technical data

Approvals

Approvals



ROHS	Conform
UL File Number Search	UL Website
Certificate No. (UR)	E60693
Certificate No. (cURusEX)	E184763

Dimensions and weights

Depth	61 mm	Depth (inches)	2.4016 inch
Depth including DIN rail	69.5 mm	Height	132 mm
Height (inches)	5.1968 inch	Width	31.8 mm
Width (inches)	1.252 inch	Net weight	159.2 g

Temperatures

Storage temperature	-25 °C...55 °C	Ambient temperature	-5 °C...40 °C
Continuous operating temp., min.	-50 °C	Continuous operating temp., max.	120 °C

Environmental Product Compliance

RoHS Compliance Status	Compliant without exemption
REACH SVHC	No SVHC above 0.1 wt%

Material data

Basic material	Wemid	Colour	blue
UL 94 flammability rating	V-0		

Rating data IECEx/ATEX

Certificate No. (IECEX)	IECEXULD15.0004U	Max. voltage (IECEX)	1100 V
Current (IECEX)	192 A	Wire cross section max. (IECEX)	70 mm ²
Marking EN 60079-7	Ex eb II C Gb	Ex 2014/34/EU label	II 2 G D

System specifications

End cover plate required	No	Number of potentials	1
Number of levels	1	Number of clamping points per level	2
Levels cross-connected internally	No	PE connection	No
Mounting rail	TS 35		

Additional technical data

Open sides	closed	Number of similar terminals	1
Installation advice	Direct mounting	Explosion-tested version	Yes
Type of mounting	Snap-on		

WFF 70 BL

Weidmüller Interface GmbH & Co. KG

Klingenbergstraße 26
D-32758 Detmold
Germany

www.weidmueller.com

Technical data

CSA rating data

Wire cross section max. (CSA)	00 AWG	Voltage size C (CSA)	600 V
Current size C (CSA)	170 A	Certificate No. (CSA)	200039-1244019
Wire cross section min. (CSA)	14 AWG		

Conductors for clamping (rated connection)

Cable lug to DIN 46234	2.5...95 mm ²	Cable lug to DIN 46235	16...70 mm ²
Wire connection cross section AWG, max.	AWG 3/0	Connection direction	on side
Tightening torque, max.	12 Nm	Tightening torque, min.	6 Nm
Type of connection	Threaded stud connection	Number of connections	2
Clamping range, max.	95 mm ²	Clamping range, min.	2.5 mm ²
Wire connection cross section AWG, min.	AWG 14	Wire connection cross-section, finely stranded with wire-end ferrules DIN 46228/4, min.	2.5 mm ²
Wire connection cross-section, finely stranded with wire-end ferrules DIN 46228/1, min.	2.5 mm ²	Wire connection cross section, finely stranded, max.	95 mm ²
Wire connection cross section, finely stranded, min.	2.5 mm ²	Connection cross-section, stranded, max.	95 mm ²
Connection cross-section, stranded, min.	2.5 mm ²	Stud size for spade connection	M 8
Wire connection cross-section, solid core, max.	95 mm ²	Wire connection cross-section, solid core, min.	2.5 mm ²
Connection cross-section, finely stranded, min.	2.5 mm ²	2 x cable lugs DIN 46 235	16...70 mm ²
2 x cable lugs DIN 46 234	2.5...70 mm ²		

General

Number of poles	0	Wire connection cross section AWG, max.	AWG 3/0
Installation advice	Direct mounting	Wire connection cross section AWG, min.	AWG 14
Standards	IEC 60947-7-1	Mounting rail	TS 35

Rating data

Rated cross-section	70 mm ²	Rated voltage	1000 V
Rated DC voltage	1500 V	Nominal current	192 A
Current at maximum wires	232 A	Standards	IEC 60947-7-1
Volume resistance according to IEC 60947-7-x	0.17 mΩ	Rated impulse withstand voltage	8 kV
Power loss in accordance with IEC 60947-7-x	6.14 W	Pollution severity	3

UL rating data

Conductor size Factory wiring max. (UR)	00 AWG	Current size C (UR)	175 A
Voltage size C (UR)	1000 V	Conductor size Factory wiring min. (UR)	14 AWG
Certificate No. (UR)	E60693	Conductor size Field wiring min. (UR)	14 AWG
Conductor size Field wiring max. (UR)	00 AWG		

Classifications

ETIM 8.0	EC000897	ETIM 9.0	EC000897
ETIM 10.0	EC000897	ECLASS 14.0	27-25-01-01
ECLASS 15.0	27-25-01-01		

Drawings



WFF 70 BL

Weidmüller Interface GmbH & Co. KG
 Klingenbergstraße 26
 D-32758 Detmold
 Germany

www.weidmueller.com

Accessories

Cross-connections



The distribution or multiplication of a potential to adjoining terminal blocks is realized via a cross-connection. Additional wiring effort can be easily avoided. Even if the poles are broken out, contact reliability in the terminal blocks is still ensured. Our portfolio offers pluggable and screwable cross-connection systems for modular terminal blocks.

General ordering data

Type	WQL 2 WFF70	Version
Order No.	1065000000	Bolt-type screw terminals, Cross-connector, Number of poles: 2
GTIN (EAN)	4008190113933	
Qty.	5 ST	
Type	WQL 3 WFF70	Version
Order No.	1065500000	Bolt-type screw terminals, Cross-connector, Number of poles: 3
GTIN (EAN)	4008190174811	
Qty.	5 ST	

Additional connection



The additional connection enables a separate voltage tap. This can be used, for example, for the emergency power supply before the main switch or simply as an additional connection within the application.

General ordering data

Type	WZAF 70	Version
Order No.	1066200000	Auxiliary connection (terminal)
GTIN (EAN)	4008190169831	
Qty.	10 ST	

Protection against contact



Our systems for touch protection ensure greater safety in your cabinet. They provide protection against electric shock caused by accidental contact with live parts due to operation or faults.

WFF 70 BL

Weidmüller Interface GmbH & Co. KG
 Klingenbergstraße 26
 D-32758 Detmold
 Germany

www.weidmueller.com

Accessories

General ordering data

Type	WAP WFF70	Version	
Order No.	1069800000	Bolt-type screw terminals, Cover plate, dark beige, 2 mm	
GTIN (EAN)	4008190022600		
Qty.	20 ST		

End plates and partition plates




Partition plates and end plates are essential accessories for terminal blocks. Partition plates provide optical and electrical separation of different potentials and functional groups, increasing safety and ensuring a clear structure inside the control cabinet. End plates close the terminal block row on the sides, protect against contact with live parts, and ensure a clean, stable finish. Both components are precisely matched to the respective Weidmüller terminal block series, contributing to safe, compliant, and professional wiring.

General ordering data

Type	WTW WFF70	Version	
Order No.	1067200000	Bolt-type screw terminals, Partition plate, grey, 2 mm	
GTIN (EAN)	4008190186210		
Qty.	10 ST		

End bracket



Weidmüller's range of products includes end brackets that guarantee a permanent, reliable mounting on the terminal rail and prevent sliding. Versions with and without screws are available. The end brackets include marking options, also for group markers, and also a test plug holder.

General ordering data

Type	WEW 35/1	Version	
Order No.	1059000000	End bracket, dark beige, TS 35, V-2, Wemid, Width: 12 mm, 100 °C	
GTIN (EAN)	4008190172282		
Qty.	50 ST		

WFF 70 BL

Weidmüller Interface GmbH & Co. KG
 Klingenbergstraße 26
 D-32758 Detmold
 Germany

www.weidmueller.com

Accessories

Protection against contact



Our systems for touch protection ensure greater safety in your cabinet. They provide protection against electric shock caused by accidental contact with live parts due to operation or faults.

General ordering data

Type	WAH 70 BE	Version
Order No.	1064560000	Bolt-type screw terminals, Hood, beige, 31 mm
GTIN (EAN)	4008190174736	
Qty.	20 ST	
Type	WAH 70 BL	Version
Order No.	1064580000	Bolt-type screw terminals, Hood, blue, 31 mm
GTIN (EAN)	4008190107475	
Qty.	20 ST	
Type	WAH 70 GN	Version
Order No.	1064550000	Bolt-type screw terminals, Hood, Light green, 31 mm
GTIN (EAN)	4008190176976	
Qty.	20 ST	
Type	WAH 70/KU	Version
Order No.	1070360000	Bolt-type screw terminals, Hood, beige, 30.5 mm
GTIN (EAN)	4008190191054	
Qty.	20 ST	

Mounting support



We offer a broad portfolio of mounting support for easy handling and supplementation of our products. From various tools to insulating sleeves and various screws, our components are matched to each other down to the last detail and thus facilitate assembly in compliance with the respective standards and protective regulations.

General ordering data

Type	CPSB M8	Version
Order No.	0156300000	Bolt-type screw terminals, Copper-plated aluminium washer
GTIN (EAN)	4008190028596	
Qty.	50 ST	

WFF 70 BL

Weidmüller Interface GmbH & Co. KG

Klingenbergstraße 26

D-32758 Detmold

Germany

Accessories

www.weidmueller.com

Blank



WS markers are the perfect match for the W-series connectors. Thanks to their system compatibility, the WS tags can also be used with the I-series and the Z-series. The large marking surfaces do not only permit long character strings but also multi-line text. WS markers are ideal for labels with long, customised character strings. Thanks to the proven MultiCard format, printing with PrintJet CONNECT oder/or Plotter is possible.


- Can be fitted in strips or individually
- Markers in proven MultiCard format

For custom printing: Please send us a file of our labeling software M-Print PRO or M-Print PRO Online (without installation) for your labeling specifications.

General ordering data

Type	WS 12/6.5 MC NE WS	Version
Order No.	1609920000	WS, Terminal marker, 12 x 6.5 mm, Pitch in mm (P): 6.50
GTIN (EAN)	4008190203511	Weidmueller, Allen-Bradley, white
Qty.	540 ST	
Type	DEK 5/5 MC NE WS	Version
Order No.	1609801044	Dekafix, Terminal marker, 5 x 5 mm, Pitch in mm (P): 5.00
GTIN (EAN)	4008190397111	Weidmueller, white
Qty.	1000 ST	

Marker holder



The marker holder offer the possibility of additional mounting of standard markers with a pitch of 5 or 5.1 mm. The angled holders can be optionally snapped together and could be mounted in all standard marking channels of the Klippon® Connect modular terminal blocks. Fitting marker types could be found under the respective accessories of the designation marking holder.

General ordering data

Type	BZT 1 WS 10/5	Version
Order No.	1805490000	Accessories, Marker holder
GTIN (EAN)	4032248270231	
Qty.	100 ST	
Type	BZT 1 ZA WS 10/5	Version
Order No.	1805520000	Accessories, Marker holder
GTIN (EAN)	4032248270248	
Qty.	100 ST	

WS 12/6.5**WS/ DEK**

MultiMark terminal markers use an innovative composite material made from two components. The hard base contour of the marker snaps securely into the connector. The elastic surface finish makes the marker easy to mount. This specially punched material enables the strips to be stretched to accommodate the slight variations in spacing that tend to add up, especially with long terminal blocks. Another advantage: the excellent printability of the surface material guarantees durable and wear-resistant labelling. A print resolution of 300 dpi also produces a very legible script.

Your benefits with MultiMark

- Firm hold and durable printing
- Continuous strips save installation time
- Easy mounting thanks to an innovative composite material
- Large label field for optimal legibility
- High flexibility thanks to manufacturer independence

General ordering data

Type	WS 12/6.5 MM WS	Version	
Order No.	2619930000		WS, Terminal marker, 12 x 6.5 mm, Weidmueller, white
GTIN (EAN)	4050118626155		
Qty.	600 ST		