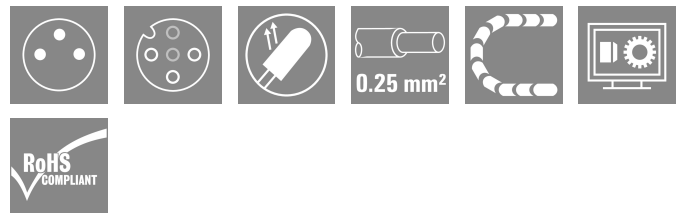


SAIL-M8GM12W-3L3.0U**Weidmüller Interface GmbH & Co. KG**

Klingenbergstraße 26

D-32758 Detmold

Germany

www.weidmueller.com

Sensor/actuator cables are used for wiring sensors and actuators and for transmitting data or power in various applications. The moulded cable offers connected and tested connection of the plug-in connector to the cable ex-works. The cables may be exposed to a wide range of conditions, such as humidity, dust, heat, cold, shock or vibration.

Our developers have focused specifically on this issue and designed a host of different M8 and M12 sensor-actuator cables so you are bound to find the solution you need for your application.

Is there something you have not managed to find or you feel needs explanation? Talk to us!

General ordering data

| | |
|------------|---|
| Version | Sensor/actuator line, Connecting line, M8 / M12, Number of poles : 3, 3 m, pin, straight - socket, 90°, Shielded: No, LED: Yes, Sheath material: PUR, Halogen: No |
| Order No. | 1026210300 |
| Type | SAIL-M8GM12W-3L3.0U |
| GTIN (EAN) | 4032248751365 |
| Qty. | 1 items |

SAIL-M8GM12W-3L3.0U

Weidmüller Interface GmbH & Co. KG

Klingenbergstraße 26

D-32758 Detmold

Germany

www.weidmueller.com

Technical data

Approvals

Approvals



ROHS Conform

Dimensions and weights

| | | | |
|----------|--------|------------|---------|
| Diameter | 3.6 mm | Net weight | 71.28 g |
|----------|--------|------------|---------|

Environmental Product Compliance

| | |
|--------------------------------------|--------------------------------------|
| RoHS Compliance Status | Compliant with exemption |
| RoHS Exemption (if applicable/known) | 6c, 7cl |
| REACH SVHC | Lead 7439-92-1 |
| SCIP | 1c533b66-fcff-4da5-b89f-fd55fbf5cb55 |

Technical specifications for cable

| | | | |
|--|-----------------------|--------------------------------------|--|
| Cable length | 3 m | Sheathing colour | black (similar to RAL 9005) |
| Resistance to oils | Yes | PE function | No |
| Suitable for cable carriers | Yes | Core cross-section | 0.25 mm ² |
| Shielded | No | Halogen | No |
| Insulation | PP | Acceleration | 5 m/s ² |
| Bending radius, min., moving | 10 x cable diameter | Bending radius, min., stationary | 5 x cable diameter |
| Bending cycles | 5 Mio | Resistance to spread of flame | in accordance with IEC 60332-2-2, In accordance with UL1581 UL / CUL FT2 |
| Speed | 3.33 m/s | Sheath material | PUR |
| Configurable cable length | No | Hydrolysis and microbe resistant | Yes |
| Outer cladding in accordance with UL AWM style | 20549 (80 °C / 300 V) | Core in accordance with UL AWM style | 10493 (80 °C / 300 V) |
| Irradiation crosslinked | No | Welding spark resistance | No |
| Drain wire integrated | No | Colour coding | brown, blue, black |
| Torsion resistance | 180 °/m | Temperature range, stationary | -50...80 °C |
| Resistant to welding beads | No | Bending cycles at torsion | > 5 Mio. |
| Temperature range, moving | -25...60 °C | Length of torsion | 1 m |
| Number of poles | 3 | Outside diameter | 3.6 mm + 0.15 mm |

General technical data

| | | | |
|------------------------|---|------------------------------|--------------|
| Coding | A-coded | Connection thread | M8 / M12 |
| Contact surface | Gold-plated | LED | Yes |
| Version | pin, straight - socket, 90° | Housing main material | PUR |
| Insulation resistance | 108 Ω | Contact material | CuZn35PB2 |
| Nominal voltage | 24 V | Nominal current | 4 A |
| Protection degree | IP65, IP66, IP67, IP68, when screwed in | Plugging cycles | ≥ 100 |
| Pollution severity | 3 | jumpered | No |
| Threaded ring material | Brass, nickel-plated, Diecast zinc | Temperature range of housing | -25...+85 °C |
| Tightening torque | M8: 0.5 - 0.6 Nm, M12: 0.8 - 1.2 Nm | | |

SAIL-M8GM12W-3L3.0U

Weidmüller Interface GmbH & Co. KG
 Klingenbergstraße 26
 D-32758 Detmold
 Germany

www.weidmueller.com

Technical data**Electrical properties**

| | | | |
|-----------------------|-------|-----------------|------|
| Insulation resistance | 108 Ω | Nominal voltage | 24 V |
|-----------------------|-------|-----------------|------|

General standards

| | |
|--------------------|----------------------------------|
| Connector standard | IEC 61076-2-101, IEC 61076-2-104 |
|--------------------|----------------------------------|

Standards

| | |
|--------------------|----------------------------------|
| Connector standard | IEC 61076-2-101, IEC 61076-2-104 |
|--------------------|----------------------------------|

Plug, left

| | |
|-----------|---|
| Plug left | connector, M8, Number of poles: 3, IP69, male contact, straight, unshielded |
|-----------|---|

Plug, right

| | |
|------------|--|
| Plug right | connector, M12, A-coded, Number of poles: 3, IP69, female contact, angled 0°, unshielded |
|------------|--|

Classifications

| | | | |
|-------------|-------------|-------------|-------------|
| ETIM 8.0 | EC001855 | ETIM 9.0 | EC001855 |
| ETIM 10.0 | EC001855 | ECLASS 14.0 | 27-06-03-11 |
| ECLASS 15.0 | 27-06-03-11 | | |

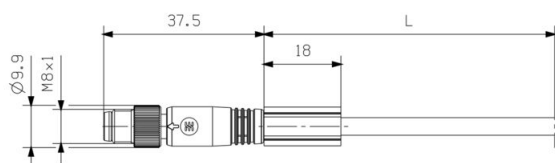
SAIL-M8GM12W-3L3.0U

Weidmüller Interface GmbH & Co. KG
Klingenbergstraße 26
D-32758 Detmold
Germany

www.weidmueller.com

Drawings

Dimensioned drawing



Male, straight

Dimensioned drawing



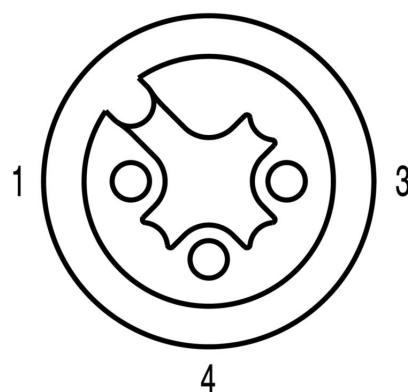
Angled socket

Pole scheme



Male

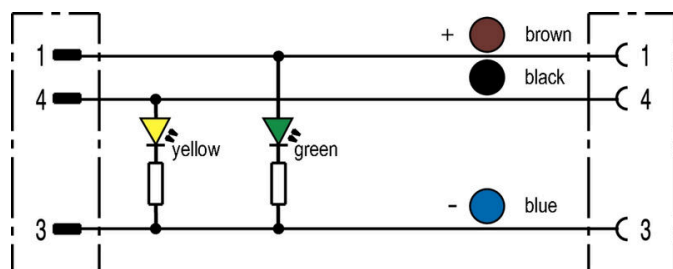
Pole scheme



Socket

Drawings

Wiring diagram



The ideal tool: Screwty® with torque function



Light, securely screwed-in round plug-in connectors. Screwty set DM / VPE: 1 / Order No.: 1920000000 Adapters: M12, M12 F, M8, M8 F

SAIL-M8GM12W-3L3.0U

Weidmüller Interface GmbH & Co. KG
 Klingenbergstraße 26
 D-32758 Detmold
 Germany

www.weidmueller.com

Accessories

Cutting tools



Cutting tools for conductors up to 8 mm, 12 mm, 14 mm and 22 mm outside diameter. The special blade geometry allows pinch-free cutting of copper and aluminium conductors with minimum physical effort. The cutting tools (KT 8 to KT 22) also come with VDE and GS-tested protective insulation up to 1,000 V in accordance with EN/IEC 60900.

General ordering data

| | | |
|------------|----------------------------|--|
| Type | KT 8 | Version |
| Order No. | 9002650000 | Cutting tools, Cutting tool for one-hand operation |
| GTIN (EAN) | 4008190020163 | |
| Qty. | 1 ST | |

Tools



Sheathing stripper for PVC cables

General ordering data

| | | |
|------------|----------------------------|----------------------------|
| Type | AM 12 | Version |
| Order No. | 9030060000 | Tools, Sheathing strippers |
| GTIN (EAN) | 4008190337827 | |
| Qty. | 1 ST | |

Screwty® cable gland tool with torque function



The ideal tool for any application
 Screwty® is the ideal, all-purpose tool for tightening all common sensor and actuator cables. Even difficult-to-reach round plugs are accessible using the Screwty®. A simple turning movement tightens and loosens the connectors without the need for excessive force. The Screwty® is a unique and global solution since it fits with most cables and plugs from other vendors (over 90 %). The Screwty® consists of a handle with a conventional 1/4" adapter. Thus it can be used for all sizes: for M12 and M8 round plug-in connectors, and for M12F and M8F customisable plugs and sockets, as well as for all M23 plugs and sockets.

SAIL-M8GM12W-3L3.0U
Weidmüller Interface GmbH & Co. KG

 Klingenbergstraße 26
 D-32758 Detmold
 Germany

www.weidmueller.com
Accessories
General ordering data

| | | |
|------------|----------------------------|--|
| Type | SCREWTY-M12-DM | Version |
| Order No. | 1900001000 | Cable gland tool for moulded M12 lines |
| GTIN (EAN) | 4032248436408 | |
| Qty. | 1 ST | |
| Type | SAI-SCREWTY BOX | Version |
| Order No. | 1939180000 | Bolting tool |
| GTIN (EAN) | 4032248615506 | |
| Qty. | 1 ST | |

Tools


- Stripping tools with automatic self-adjustment
- For flexible and solid conductors
- Ideally suitable for mechanical and plant engineering, railway and rail traffic, wind energy, robot technology, explosion protection as well as marine, offshore and ship building sectors
- Stripping length adjustable via end stop
- Automatic opening of clamping jaws after stripping
- No fanning-out of individual conductors
- Adjustable to diverse insulation thicknesses
- Double-insulated cables in two process steps without special adjustment
- No play in self-adjusting cutting unit
- Long service life
- Optimised ergonomic design

General ordering data

| | | |
|------------|----------------------------|----------------------------|
| Type | STRIPPER 6-16 RED-LINE | Version |
| Order No. | 9203110000 | Stripping and cutting tool |
| GTIN (EAN) | 4032248541423 | |
| Qty. | 1 ST | |

SAIL-M8GM12W-3L3.0U

Weidmüller Interface GmbH & Co. KG

Klingenbergstraße 26

D-32758 Detmold

Germany

www.weidmueller.com

Accessories

Blank



TM-I is an acknowledged and accredited marker type for traffic engineering applications. There are various different tag lengths available for individual labelling with long character strings. Easy handling of separation and installation thanks to the project marker field. Pre-attachment of sleeves and retrofitting of tags offer excellent versatility

The special contour of TM-I allows easy assembly and secures firm positioning. They are compatible with a number of commercially available sleeves. Thanks to the MultiCard format, the tags can be printed quickly and conveniently with the PrintJet CONNECT, plotter or the STI pen.

- Easy handling of separation and installation thanks to the project marker field.
- Acknowledged and accredited marker for traffic engineering applications
- Pre-attachment of sleeves and retrofitting of tags offer excellent versatility
- Not suited for labelling with P-Ink or STI pen in connection with CLI T sleeves

For custom printing: Please send us a file of our labeling software M-Print PRO or M-Print PRO Online (without installation) for your labeling specifications.

General ordering data

| | | |
|------------|----------------------------|--|
| Type | TM-I 18 MC NE WS | Version |
| Order No. | 1718431044 | TM-I, Insert markers, 1.5 - 22 mm, 18 x 4 mm, white |
| GTIN (EAN) | 4008190349011 | |
| Qty. | 320 ST | |
| Type | TM-I 18 MC NE GE | Version |
| Order No. | 1718431687 | TM-I, Insert markers, 1.5 - 22 mm, 18 x 4 mm, yellow |
| GTIN (EAN) | 4008190349028 | |
| Qty. | 320 ST | |