


**WDU 70/95 BL****Weidmüller Interface GmbH & Co. KG**

Klingenbergstraße 26

D-32758 Detmold

Germany

www.weidmueller.com

**Product image**

More and more components need to be housed within a confined space, in switchgear and panels. As part of the power feed-in, connecting conductors is becoming increasingly challenging, especially for large cross-sections. Our comprehensive range of connection solutions also enables convenient wiring in challenging space conditions. The compact design and the combination of many practical handling benefits make the supply of power to switchgear and panels simple, efficient, and space-saving.

**General ordering data**

Version	Feed-through terminal block, Screw connection, blue, 95 mm <sup>2</sup> , 232 A, 1000 V, Number of connections: 2
Order No.	<a href="#">1024680000</a>
Type	WDU 70/95 BL
GTIN (EAN)	4008190179540
Qty.	10 items

## WDU 70/95 BL

Weidmüller Interface GmbH &amp; Co. KG

Klingenbergstraße 26

D-32758 Detmold

Germany

www.weidmueller.com

## Technical data

## Approvals

Approvals



ROHS	Conform
UL File Number Search	<a href="#">UL Website</a>
Certificate No. (UR)	E60693
Certificate No. (cURusEX)	E184763

## Dimensions and weights

Depth	107 mm	Depth (inches)	4.2126 inch
Depth including DIN rail	115.5 mm	Height	132 mm
Height (inches)	5.1968 inch	Width	27 mm
Width (inches)	1.063 inch	Net weight	330.19 g

## Temperatures

Storage temperature	-25 °C...55 °C	Ambient temperature	-60 °C...85 °C
Continuous operating temp., min.	-60 °C	Continuous operating temp., max.	130 °C

## Environmental Product Compliance

RoHS Compliance Status	Compliant without exemption		
REACH SVHC	No SVHC above 0.1 wt%		
Product Carbon Footprint	Cradle to gate	2,609 kg CO2 eq.	

## Material data

Basic material	Wemid	Colour	blue
UL 94 flammability rating	V-0		

## Rating data IECEX/ATEX

Certificate No. (ATEX)	DEMKO14ATEX1338U	Certificate No. (IECEX)	IECEXULD14.0005U
Max. voltage (ATEX)	1100 V	Current (ATEX)	218 A
Wire cross section max. (ATEX)	95 mm <sup>2</sup>	Max. voltage (IECEX)	1100 V
Current (IECEX)	218 A	Wire cross section max. (IECEX)	95 mm <sup>2</sup>
Marking EN 60079-7	Ex eb II C Gb	Ex 2014/34/EU label	II 2 G D

## System specifications

Version	Screw connection, for screwable cross-connection, in closed state	End cover plate required	No
Number of potentials	1	Number of levels	1
Number of clamping points per level	2	Number of potentials per tier	1
Levels cross-connected internally	No	PE connection	No
Mounting rail	TS 35	N-function	Yes
PE function	No	PEN function	No

## WDU 70/95 BL

**Weidmüller Interface GmbH & Co. KG**  
 Klingenbergstraße 26  
 D-32758 Detmold  
 Germany

www.weidmueller.com

## Technical data

### 2 clampable conductors (H05V/H07V) with equal cross-section (rated connection)

Wire connection cross section, finely stranded with wire-end ferrules DIN 46228/1, 2 clampable wires, max.	35 mm <sup>2</sup>	Wire connection cross section, finely stranded with wire-end ferrules DIN 46228/1, 2 clampable wires, min.	16 mm <sup>2</sup>
Wire cross-section, finely stranded, two clampable wires, max.	35 mm <sup>2</sup>	Wire connection cross section, finely stranded, two clampable wires, min.	16 mm <sup>2</sup>
Cross-section for connected wire, stranded, two clampable wires, max.	35 mm <sup>2</sup>	Cross-section for connected wire, stranded, two clampable wires, min.	16 mm <sup>2</sup>

### Additional technical data

Open sides	closed	Number of similar terminals	1
Installation advice	Direct mounting	Explosion-tested version	Yes
Type of mounting	Snap-on		

### CSA rating data

Wire cross section max. (CSA)	00 AWG	Voltage size C (CSA)	600 V
Current size C (CSA)	205 A	Certificate No. (CSA)	12400-242
Voltage size B (CSA)	600 V	Current size B (CSA)	205 A
Voltage size D (CSA)	600 V	Current size D (CSA)	5 A
Wire cross section min. (CSA)	6 AWG		

### Conductors for clamping (additional connection)

Connection type, additional connection Screw connection

### Conductors for clamping (rated connection)

Gauge to IEC 60947-1	B12	Wire connection cross section AWG, max.	AWG 2/0
Connection direction	on side	Tightening torque, max.	12 Nm
Tightening torque, min.	6 Nm	Stripping length	30 mm
Type of connection	Screw connection	Number of connections	2
Clamping range, max.	120 mm <sup>2</sup>	Clamping range, min.	13.3 mm <sup>2</sup>
Clamping screw	M 8	Blade size	S6 (DIN 6911)
Wire connection cross section AWG, min.	AWG 6	Wire connection cross-section, finely stranded with wire-end ferrules DIN 46228/4, max.	50 mm <sup>2</sup>
Wire connection cross-section, finely stranded with wire-end ferrules DIN 46228/4, min.	133 mm <sup>2</sup>	Wire connection cross-section, finely stranded with wire-end ferrules DIN 46228/1, max.	95 mm <sup>2</sup>
Wire connection cross-section, finely stranded with wire-end ferrules DIN 46228/1, min.	133 mm <sup>2</sup>	Wire connection cross section, finely stranded, max.	95 mm <sup>2</sup>
Wire connection cross section, finely stranded, min.	133 mm <sup>2</sup>	Connection cross-section, stranded, max.	120 mm <sup>2</sup>
Connection cross-section, stranded, min.	133 mm <sup>2</sup>	Wire connection cross-section, solid core, max.	16 mm <sup>2</sup>
Wire connection cross-section, solid core, min.	133 mm <sup>2</sup>	Connection cross-section, finely stranded, min.	133 mm <sup>2</sup>

### General

Wire connection cross section AWG, max.	AWG 2/0	Installation advice	Direct mounting
Wire connection cross section AWG, min.	AWG 6	Standards	IEC 60947-7-1
Mounting rail	TS 35		

**Technical data**

**Rating data**

Rated cross-section	95 mm <sup>2</sup>	Rated voltage	1000 V
Rated DC voltage	1000 V	Nominal current	232 A
Current at maximum wires	232 A	Standards	IEC 60947-7-1
Volume resistance according to IEC 60947-7-x	0.14 mΩ	Rated impulse withstand voltage	8 kV
Power loss in accordance with IEC 60947-7-x	7.42 W	Pollution severity	3

**UL rating data**

Conductor size Factory wiring max. (UR)	00 AWG	Current size C (UR)	175 A
Voltage size C (UR)	1000 V	Conductor size Factory wiring min. (UR)	6 AWG
Certificate No. (UR)	E60693	Conductor size Field wiring min. (UR)	6 AWG
Conductor size Field wiring max. (UR)	00 AWG		

**Classifications**

ETIM 8.0	EC000897	ETIM 9.0	EC000897
ETIM 10.0	EC000897	ECLASS 14.0	27-25-01-01
ECLASS 15.0	27-25-01-01		

**Drawings**



## WDU 70/95 BL

Weidmüller Interface GmbH &amp; Co. KG

Klingenbergstraße 26


D-32758 Detmold

Germany

www.weidmueller.com

## Accessories

## Cross connector




The distribution or multiplication of a potential to adjoining terminal blocks is realized via a cross-connection. Additional wiring effort can be easily avoided. Even if the poles are broken out, contact reliability in the terminal blocks is still ensured. Our portfolio offers pluggable and screwable cross-connection systems for modular terminal blocks.

## General ordering data

Type	WQV 70/95/2	Version
Order No.	<a href="#">1063500000</a>	Cross-connector (terminal), when screwed in, Silver grey, 232 A,
GTIN (EAN)	4008190028329	Number of poles: 2, Pitch in mm (P): 27.00, Insulated: No, Width: 10
Qty.	5 ST	mm
Type	WQV 70/95/3	Version
Order No.	<a href="#">1063600000</a>	Cross-connector (terminal), when screwed in, Silver grey, 232 A,
GTIN (EAN)	4008190187514	Number of poles: 3, Pitch in mm (P): 27.00, Insulated: No, Width: 10
Qty.	5 ST	mm

## End bracket



Weidmüller's range of products includes end brackets that guarantee a permanent, reliable mounting on the terminal rail and prevent sliding. Versions with and without screws are available. The end brackets include marking options, also for group markers, and also a test plug holder.

## General ordering data

Type	WEW 35/1	Version
Order No.	<a href="#">1059000000</a>	End bracket, dark beige, TS 35, V-2, Wemid, Width: 12 mm, 100 °C
GTIN (EAN)	4008190172282	
Qty.	50 ST	

## auxillary connection



The additional connection enables a separate voltage tap. This can be used, for example, for the emergency power supply before the main switch or simply as an additional connection within the application.

## WDU 70/95 BL

**Weidmüller Interface GmbH & Co. KG**  
 Klingenbergstraße 26  
 D-32758 Detmold  
 Germany

www.weidmueller.com

## Accessories

## General ordering data

Type	WZAD 70/95	Version
Order No.	<a href="#">1066000000</a>	Auxiliary connection (terminal), Number of connections: 1
GTIN (EAN)	4008190017064	
Qty.	10 ST	

## Warning cover



Warning covers with a flash symbol provide more safety for man and machine. They are used where external voltage must be indicated within the application.

## General ordering data

Type	WAD 27 NE WS	Version
Order No.	<a href="#">1062960000</a>	Group markers, Cover, 64 x 27 mm, Pitch in mm (P): 27.00
GTIN (EAN)	4008190148225	Weidmueller, white
Qty.	10 ST	
Type	WAD 27 B GE/SW	Version
Order No.	<a href="#">1062860000</a>	Group markers, Cover, 64 x 27 mm, Pitch in mm (P): 27.00
GTIN (EAN)	4008190127732	Weidmueller, yellow
Qty.	10 ST	

## Blank



The Dekafix (DEK) marker is the universal marker for all conductor and plug-in connectors as well as for electronic sub-assemblies. The system is ideal for short number sequences and covers a wide range of ready-printed markers.

Strips for fast installation in only one work step. The printing is easy to read, rich in contrast and available in various widths.

- Large range of ready-to-use markers
  - Strips for fast installation
  - Terminal markers, suitable for all Weidmüller cable connectors
  - Available as blank MultiCard or with standard printing
- For custom printing: Please send us a file of our labeling software M-Print PRO or M-Print PRO Online (without installation) for your labeling specifications.

## General ordering data

Type	DEK 5/5 MC NE WS	Version
Order No.	<a href="#">1609801044</a>	Dekafix, Terminal marker, 5 x 5 mm, Pitch in mm (P): 5.00
GTIN (EAN)	4008190397111	Weidmueller, white
Qty.	1000 ST	

## WDU 70/95 BL

**Weidmüller Interface GmbH & Co. KG**

Klingenbergstraße 26  
D-32758 Detmold  
Germany

www.weidmueller.com

## Accessories

Type	WS 12/5 MC NE WS	Version
Order No.	<a href="#">1609860000</a>	WS, Terminal marker, 12 x 5 mm, Pitch in mm (P): 5.00 Weidmueller,
GTIN (EAN)	4008190203481	Allen-Bradley, white
Qty.	720 ST	

### Marker holder



The marker holder offer the possibility of additional mounting of standard markers with a pitch of 5 or 5.1 mm. The angled holders can be optionally snapped together and could be mounted in all standard marking channels of the Klippon® Connect modular terminal blocks. Fitting marker types could be found under the respective accessories of the designation marking holder.

### General ordering data

Type	BZT 1 WS 10/5	Version
Order No.	<a href="#">1805490000</a>	Accessories, Marker holder
GTIN (EAN)	4032248270231	
Qty.	100 ST	

Type	BZT 1 ZA WS 10/5	Version
Order No.	<a href="#">1805520000</a>	Accessories, Marker holder
GTIN (EAN)	4032248270248	
Qty.	100 ST	

### WS 12/5



#### WS/ DEK

MultiMark terminal markers use an innovative composite material made from two components. The hard base contour of the marker snaps securely into the connector. The elastic surface finish makes the marker easy to mount. This specially punched material enables the strips to be stretched to accommodate the slight variations in spacing that tend to add up, especially with long terminal blocks. Another advantage: the excellent printability of the surface material guarantees durable and wear-resistant labelling. A print resolution of 300 dpi also produces a very legible script.

Your benefits with MultiMark

- Firm hold and durable printing
- Continuous strips save installation time
- Easy mounting thanks to an innovative composite material
- Large label field for optimal legibility
- High flexibility thanks to manufacturer independence

### General ordering data

Type	WS 12/5 MM WS	Version
Order No.	<a href="#">2007190000</a>	WS, Terminal marker, 12 x 5 mm, Weidmueller, white
GTIN (EAN)	4050118392036	
Qty.	800 ST	