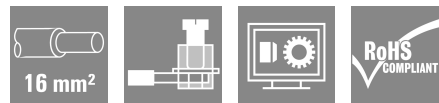



HDC S4/0 MS**Weidmüller Interface GmbH & Co. KG**Klingenbergstraße 26
D-32758 Detmold
Germany

www.weidmueller.com



The MixMate series of connectors can simultaneously transmit high rated currents and voltages as well as signals.

The wire connection level is designed for screw connections.

Screw connection.

General ordering data

Version	HDC insert, Male, 830 V, 80 A, Number of poles: 4, Screw connection, Installation size: 6
Order No.	1023220000
Type	HDC S4/0 MS
GTIN (EAN)	4032248739295
Qty.	1 items

Technical data

Approvals

Approvals



ROHS	Conform
UL File Number Search	UL Website
Certificate No. (cURus)	E310075

Dimensions and weights

Depth	84.5 mm	Depth (inches)	3.3268 inch
Height	42 mm	Height (inches)	1.6535 inch
Width	34 mm	Width (inches)	1.3386 inch
Net weight	109 g		

Temperatures

Limit temperature	-40 °C ... 125 °C
-------------------	-------------------

Environmental Product Compliance

RoHS Compliance Status	Compliant with exemption
RoHS Exemption (if applicable/known)	6c
REACH SVHC	Lead 7439-92-1, Potassium perfluorobutane sulfonate 29420-49-3
SCIP	b67daa31-7dca-434d-8290-da7fb52f83a2

Chemical resistance	Substance	Acetone
	Chemical resistance	Resistant
	Substance	Ammonia, watery
	Chemical resistance	Conditionally resistant
	Substance	Petrol
	Chemical resistance	Resistant
	Substance	Benzene
	Chemical resistance	Resistant
	Substance	Diesel oil
	Chemical resistance	Conditionally resistant
	Substance	Acetic acid, concentrated
	Chemical resistance	Resistant
	Substance	Potassium hydroxide
	Chemical resistance	Conditionally resistant
	Substance	Methanol
	Chemical resistance	Conditionally resistant
	Substance	Motor oil
	Chemical resistance	Conditionally resistant
	Substance	Lye, diluted
	Chemical resistance	Resistant
Substance	Hydrochlorofluorocarbons	
Chemical resistance	Conditionally resistant	
Substance	Outdoor use	
Chemical resistance	Conditionally resistant	

Dimensions

Width	34 mm	Total length base	84.5 mm
Height of plug	42 mm		

HDC S4/0 MS

Weidmüller Interface GmbH & Co. KG

Klingenbergstraße 26
D-32758 Detmold
Germany

www.weidmueller.com

Technical data

General data

Number of poles	4	Tightening torque	0.5 Nm
Plugging cycles, silver	≥ 500	Plugging cycles, gold	≥ 500
Type of connection	Screw connection	Installation size	6
UL 94 flammability rating	V-0	Volume resistance	≤1 mΩ
Colour	beige	Insulation resistance	1010 Ω
Insulating material	PC glass-fibre reinforced (UL-listed and railway-certified)	Insulating material group	IIIa
Conductor cross-section	16 mm ²	Tightening torque, max. PE connection	2.5 Nm
Surface finish	Silver passivated	Max. torque for main contact	3 Nm
Type	Male	Pollution severity	3
Tightening torque, min. PE connection	2 Nm	Basic material	Copper alloy
Min. torque for main contact	1.5 Nm	Series	MixMate
Rated voltage (DIN EN 61984)	830 V	Rated voltage according to UL/CSA	600 V AC/DC
Rated impulse voltage (DIN EN 61984)	8 kV	Rated current (DIN EN 61984)	80 A
Free from halogens	true	Low smoke acc. DIN EN 45545-2	Yes
BG	6	Number of power contacts	4

Connection data PE

Connection type PE	Screw connection	Blade size, slotted (PE connection)	SD 1.2 x 6.5
Stripping length PE connection	13 mm	Tightening torque, max. PE connection	2.5 Nm
Tightening torque, min. PE connection	2 Nm	Fixing screw	M 5
Rated cross-section	16 mm ²	Wire cross section, AWG (PE), min.	AWG 20
Wire cross section, AWG (PE), max.	AWG 6		

Power contact

Type of connection, power contact	Screw connection		
Number of poles, performance contact	4		
Stripping length, performance contact	15 mm		
Clamping range, power contact, max.	16 mm ²		
Clamping range, power contact, min.	1.5 mm ²		
Rated voltage (DIN EN 61984), power contact	830 V		
Rated impulse voltage (DIN EN 61984), power contact	8 kV		
Rated current (DIN EN 61984), power contact	80 A		
Rated current power circuit (UR)	Wire connection cross section AWG	AWG 14	
	Rated current	30 A	
	Wire connection cross section AWG	AWG 12	
	Rated current	35 A	
	Wire connection cross section AWG	AWG 10	
	Rated current	50 A	
	Wire connection cross section AWG	AWG 8	
	Rated current	70 A	
Rated current power circuit (UR)	Wire connection cross section AWG	AWG 6	
	Rated current	80 A	
Rated current signal circuit (UR)	Wire connection cross section AWG	AWG 14	
	Rated current	16 A	
Rated current signal circuit (cUR)	Wire connection cross section AWG	AWG 14	
	Rated current	12 A	
Rated current power circuit (cUR)	Wire connection cross section AWG	AWG 14	
	Rated current	15 A	
	Wire connection cross section AWG	AWG 12	

Technical data

Rated current	25 A
Wire connection cross section AWG	AWG 10
Rated current	29 A
Wire connection cross section AWG	AWG 8
Rated current	33 A
Wire connection cross section AWG	AWG 6
Rated current	35 A

Signal contact

Rated current power circuit (UR)	Wire connection cross section AWG	AWG 14
	Rated current	30 A
	Wire connection cross section AWG	AWG 12
	Rated current	35 A
	Wire connection cross section AWG	AWG 10
	Rated current	50 A
	Wire connection cross section AWG	AWG 8
	Rated current	70 A
	Wire connection cross section AWG	AWG 6
Rated current signal circuit (UR)	Rated current	80 A
	Wire connection cross section AWG	AWG 14
Rated current signal circuit (cUR)	Rated current	16 A
	Wire connection cross section AWG	AWG 14
Rated current power circuit (cUR)	Rated current	12 A
	Wire connection cross section AWG	AWG 14
	Rated current	15 A
	Wire connection cross section AWG	AWG 12
	Rated current	25 A
	Wire connection cross section AWG	AWG 10
	Rated current	29 A
	Wire connection cross section AWG	AWG 8
	Rated current	33 A
	Wire connection cross section AWG	AWG 6
	Rated current	35 A

Version

Blade size, slotted (screw connection)	1.0 x 5.5 mm	Wire connection cross section AWG, max.	AWG 6
Stripping length, rated connection	15 mm	Type of connection	Screw connection
Installation size	6	Volume resistance	≤1 mΩ
Clamping screw	M 6	Wire connection cross section AWG, min.	AWG 16
Wire cross-section, solid, max.	16 mm ²	Wire cross-section, solid, min.	0.5 mm ²
Wire connection cross-section, finely stranded with wire-end ferrules DIN 46228/4, max.	16 mm ²	Wire connection cross-section, finely stranded with wire-end ferrules DIN 46228/4, min.	0.5 mm ²
Wire connection cross section, finely stranded, max.	16 mm ²	Wire connection cross section, finely stranded, min.	0.5 mm ²
Conductor cross-section, max.	16 mm ²	Conductor cross-section, min.	1.5 mm ²
Surface finish	Silver passivated	Max. torque for main contact	3 Nm
Basic material	Copper alloy	Min. torque for main contact	1.5 Nm
BG	6		

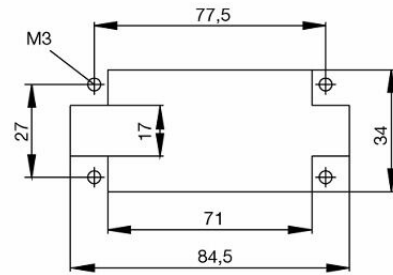
Important note

Product information	PE connection via plug/socket Clamping range: 0.5 – 16 mm ² (0.5 mm ² with AEH) 10 – 16 mm ² (with ring cable lug)
---------------------	---

Technical data

Classifications

ETIM 8.0	EC000438	ETIM 9.0	EC000438
ETIM 10.0	EC000438	ECLASS 14.0	27-44-02-05
ECLASS 15.0	27-44-02-05		



Accessories

Slotted screwdriver



VDE insulated slot-head screwdriver, SDI DIN 7437, ISO 2380/2, drive output acc. to DIN 5264, ISO 2380/1. SoftFinish grip

General ordering data

Type	SDIS 0.8X4.0X100	Version	
Order No.	9008400000	Screwdriver, Screwdriver	
GTIN (EAN)	4032248056361		
Qty.	1 ST		
Type	SDS 0.8X4.0X100	Version	
Order No.	9008340000	Screwdriver, Screwdriver	
GTIN (EAN)	4032248056293		
Qty.	1 ST		
Type	SDIS 0.6X3.5X100	Version	
Order No.	9008390000	Screwdriver, Screwdriver	
GTIN (EAN)	4032248056354		
Qty.	1 ST		
Type	SDS 0.6X3.5X100	Version	
Order No.	9008330000	Screwdriver, Screwdriver	
GTIN (EAN)	4032248056286		
Qty.	1 ST		