


WDK 2.5V BL**Weidmüller Interface GmbH & Co. KG**Klingenbergstraße 26
D-32758 Detmold
Germany

www.weidmueller.com

Product image

To feed through power, signal, and data is the classical requirement in electrical engineering and panel building. The insulating material, the connection system and the design of the terminal blocks are the differentiating features. A feed-through terminal block is suitable for joining and/or connecting one or more conductors. They could have one or more connection levels that are on the same potential or insulated against one another.

General ordering data

Version	Multi-tier modular terminal, Screw connection, blue, 2.5 mm ² , 400 V, Number of connections: 4, Number of levels: 2, TS 35, V-0
Order No.	1022380000
Type	WDK 2.5V BL
GTIN (EAN)	4008190168841
Qty.	50 items

WDK 2.5V BL

Weidmüller Interface GmbH & Co. KG

Klingenbergstraße 26
D-32758 Detmold
Germany

www.weidmueller.com

Technical data

Approvals

Approvals



ROHS	Conform
UL File Number Search	UL Website
Certificate No. (UR)	E60693
Certificate No. (cURusEX)	E184763

Dimensions and weights

Depth	62.5 mm	Depth (inches)	2.4606 inch
Depth including DIN rail	63.5 mm	Height	69.5 mm
Height (inches)	2.7362 inch	Width	5.1 mm
Width (inches)	0.2008 inch	Net weight	13.38 g

Temperatures

Storage temperature	-25 °C...55 °C	Ambient temperature	-60 °C...85 °C
Continuous operating temp., min.	-60 °C	Continuous operating temp., max.	130 °C

Environmental Product Compliance

RoHS Compliance Status	Compliant without exemption		
REACH SVHC	No SVHC above 0.1 wt%		
Product Carbon Footprint	Cradle to gate	0.332 kg CO2 eq.	

Material data

Basic material	Wemid	Colour	blue
UL 94 flammability rating	V-0		

Rating data IECEx/ATEX

Certificate No. (ATEX)	DEMKO15ATEX1346U	Certificate No. (IECEX)	IECEXULD15.0003U
Max. voltage (ATEX)	275 V	Current (ATEX)	24 A
Wire cross section max. (ATEX)	4 mm ²	Max. voltage (IECEX)	275 V
Current (IECEX)	24 A	Wire cross section max. (IECEX)	4 mm ²
Marking EN 60079-7	Ex eb II C Gb	Ex 2014/34/EU label	II 2 G D

System specifications

Version	Screw connection, Vertically cross-connected, for screwable cross-connection, One end without connector	End cover plate required	Yes
Number of potentials	1	Number of levels	2
Number of clamping points per level	2	Number of potentials per tier	1
Levels cross-connected internally	Yes	PE connection	No

WDK 2.5V BL

Weidmüller Interface GmbH & Co. KG
 Klingenbergstraße 26
 D-32758 Detmold
 Germany

www.weidmueller.com

Technical data

Mounting rail	TS 35	N-function	Yes
PE function	No	PEN function	No

2 clampable conductors (H05V/H07V) with equal cross-section (rated connection)

Wire connection cross section, finely stranded with wire-end ferrules DIN 46228/1, 2 clampable wires, max.	1.5 mm ²	Wire connection cross section, finely stranded with wire-end ferrules DIN 46228/1, 2 clampable wires, min.	0.5 mm ²
Wire cross-section, finely stranded, two clampable wires, max.	1.5 mm ²	Wire connection cross section, finely stranded, two clampable wires, min.	0.5 mm ²

Additional technical data

Open sides	right	Number of similar terminals	1
Explosion-tested version	Yes	Type of mounting	Snap-on

CSA rating data

Wire cross section max. (CSA)	12 AWG	Voltage size C (CSA)	300 V
Current size C (CSA)	10 A	Certificate No. (CSA)	12400-135
Wire cross section min. (CSA)	26 AWG		

Conductors for clamping (additional connection)

Connection type, additional connection Screw connection

Conductors for clamping (rated connection)

Gauge to IEC 60947-1	A3	Wire connection cross section AWG, max.	AWG 12
Connection direction	on side	Tightening torque, max.	0.6 Nm
Tightening torque, min.	0.4 Nm	Stripping length	10 mm
Type of connection 2	Screw connection	Type of connection	Screw connection
Number of connections	4	Clamping range, max.	4 mm ²
Clamping range, min.	0.05 mm ²	Clamping screw	M 2.5
Blade size	0.6 x 3.5 mm	Wire connection cross section AWG, min.	AWG 30
Wire connection cross-section, finely stranded with wire-end ferrules DIN 46228/4, max.	2.5 mm ²	Wire connection cross-section, finely stranded with wire-end ferrules DIN 46228/4, min.	0.05 mm ²
Wire connection cross-section, finely stranded with wire-end ferrules DIN 46228/1, max.	2.5 mm ²	Wire connection cross-section, finely stranded with wire-end ferrules DIN 46228/1, min.	0.05 mm ²
Wire connection cross section, finely stranded, max.	4 mm ²	Wire connection cross section, finely stranded, min.	0.05 mm ²
Connection cross-section, stranded, max.	4 mm ²	Connection cross-section, stranded, min.	0.05 mm ²
Torque level with DMS electric screwdriver	1	Wire connection cross-section, solid core, max.	4 mm ²
Wire connection cross-section, solid core, min.	0.05 mm ²	Connection cross-section, finely stranded, min.	0.05 mm ²

General

Wire connection cross section AWG, max.	AWG 12	Wire connection cross section AWG, min.	AWG 30
Standards	IEC 60947-7-1	Mounting rail	TS 35

Technical data

Rating data

Rated cross-section	2.5 mm ²	Rated voltage	400 V
Rated DC voltage	400 V	Nominal current	24 A
Current at maximum wires	32 A	Standards	IEC 60947-7-1
Volume resistance according to IEC 60947-7-x	1.33 mΩ	Rated impulse withstand voltage	6 kV
Power loss in accordance with IEC 60947-7-x	0.77 W	Pollution severity	3

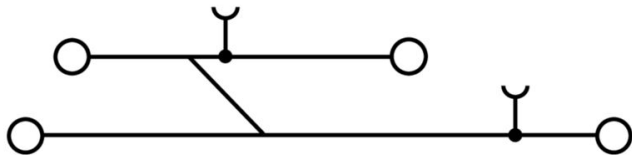
UL rating data

Voltage size B (UR)	600 V	Current size B (UR)	20 A
Conductor size Factory wiring max. (UR)	12 AWG	Current size C (UR)	20 A
Voltage size C (UR)	600 V	Conductor size Factory wiring min. (UR)	30 AWG
Certificate No. (UR)	E60693	Conductor size Field wiring min. (UR)	22 AWG
Conductor size Field wiring max. (UR)	12 AWG		

Classifications

ETIM 8.0	EC000897	ETIM 9.0	EC000897
ETIM 10.0	EC000897	ECLASS 14.0	27-25-01-02
ECLASS 15.0	27-25-01-02		

Drawings



WDK 2.5V BL

Weidmüller Interface GmbH & Co. KG

Klingenbergstraße 26

D-32758 Detmold

Germany

www.weidmueller.com

Accessories

Cross-connections



The distribution or multiplication of a potential to adjoining terminal blocks is realized via a cross-connection. Additional wiring effort can be easily avoided. Even if the poles are broken out, contact reliability in the terminal blocks is still ensured. Our portfolio offers pluggable and screwable cross-connection systems for modular terminal blocks.

General ordering data

Type	WQV 2.5/2	Version
Order No.	1053660000	Cross-connector (terminal), when screwed in, yellow, 32 A, Number of
GTIN (EAN)	4008190031121	poles: 2, Pitch in mm (P): 5.10, Insulated: Yes, Width: 7 mm
Qty.	50 ST	
Type	WQV 2.5/3	Version
Order No.	1053760000	Cross-connector (terminal), when screwed in, yellow, 32 A, Number of
GTIN (EAN)	4008190058999	poles: 3, Pitch in mm (P): 5.10, Insulated: Yes, Width: 7 mm
Qty.	50 ST	
Type	WQV 2.5/4	Version
Order No.	1053860000	Cross-connector (terminal), when screwed in, yellow, 32 A, Number of
GTIN (EAN)	4008190049706	poles: 4, Pitch in mm (P): 5.10, Insulated: Yes, Width: 7 mm
Qty.	50 ST	
Type	WQV 2.5/10	Version
Order No.	1054460000	Cross-connector (terminal), when screwed in, yellow, 32 A, Number of
GTIN (EAN)	4008190135089	poles: 10, Pitch in mm (P): 5.10, Insulated: Yes, Width: 7 mm
Qty.	20 ST	

End plates and partition plates



Partition plates and end plates are essential accessories for terminal blocks. Partition plates provide optical and electrical separation of different potentials and functional groups, increasing safety and ensuring a clear structure inside the control cabinet. End plates close the terminal block row on the sides, protect against contact with live parts, and ensure a clean, stable finish. Both components are precisely matched to the respective Weidmüller terminal block series, contributing to safe, compliant, and professional wiring.

General ordering data

Type	WAP WDK2.5	Version
Order No.	1059100000	End plate for terminals, dark beige, Height: 69 mm, Width: 1.5 mm,
GTIN (EAN)	4008190101954	V-0, Wemid, Snap-on: No
Qty.	20 ST	
Type	WAP WDK2.5 BL	Version
Order No.	1059180000	End plate for terminals, blue, Height: 69 mm, Width: 1.5 mm, V-0,
GTIN (EAN)	4008190081089	Wemid, Snap-on: No
Qty.	20 ST	

WDK 2.5V BL

Weidmüller Interface GmbH & Co. KG


Klingenbergstraße 26
D-32758 Detmold
Germany

www.weidmueller.com

Accessories

Type	WTW EN	Version
Order No.	1058800000	Partition plate (terminal), dark beige, Height: 86 mm, Width: 3 mm,
GTIN (EAN)	4008190140175	V-0, Wemid
Qty.	20 ST	

End bracket




Weidmüller's range of products includes end brackets that guarantee a permanent, reliable mounting on the terminal rail and prevent sliding. Versions with and without screws are available. The end brackets include marking options, also for group markers, and also a test plug holder.

General ordering data

Type	WEW 35/2	Version
Order No.	1061200000	End bracket, dark beige, TS 35, HB, Wemid, Width: 8 mm, 100 °C
GTIN (EAN)	4008190030230	
Qty.	50 ST	

Warning cover



Warning covers with a flash symbol provide more safety for man and machine. They are used where external voltage must be indicated within the application.

General ordering data

Type	WAD 4 GE BED	Version
Order No.	1072000000	Terminal cover, yellow, PA 66, Height: 19.8 mm, Width: 4.5 mm,
GTIN (EAN)	4008190446109	Depth: 9.6 mm, V-2
Qty.	50 ST	
Type	WAD 4 WS	Version
Order No.	1072100000	Terminal cover, white, PA 66, Height: 19.8 mm, Width: 4.5 mm,
GTIN (EAN)	4008190446116	Depth: 9.6 mm, V-2
Qty.	50 ST	

WDK 2.5V BL

Weidmüller Interface GmbH & Co. KG
 Klingenbergstraße 26
 D-32758 Detmold
 Germany

Accessories

www.weidmueller.com

Blank



The Dekafix (DEK) marker is the universal marker for all conductor and plug-in connectors as well as for electronic sub-assemblies. The system is ideal for short number sequences and covers a wide range of ready-printed markers.

Strips for fast installation in only one work step. The printing is easy to read, rich in contrast and available in various widths.

- Large range of ready-to-use markers
 - Strips for fast installation
 - Terminal markers, suitable for all Weidmüller cable connectors
 - Available as blank MultiCard or with standard printing
- For custom printing: Please send us a file of our labeling software M-Print PRO or M-Print PRO Online (without installation) for your labeling specifications.

General ordering data

Type	DEK 5/5 MC NE WS	Version
Order No.	1609801044	Dekafix, Terminal marker, 5 x 5 mm, Pitch in mm (P): 5.00
GTIN (EAN)	4008190397111	Weidmueller, white
Qty.	1000 ST	
Type	WS 8/5 MC NE WS	Version
Order No.	1640740000	WS, Terminal marker, 8 x 5 mm, Pitch in mm (P): 5.00 Weidmueller,
GTIN (EAN)	4008190279103	Allen-Bradley, white
Qty.	720 ST	

Testadapter and testsockets



Test adapters and test plugs are used for the electrical connection between terminal blocks and the test equipment. In this way, an electrical contact can be established in the wired state and measurements can be done easily.

General ordering data

Type	STB 8.5/D4/2.3/M2.5 AKZ	Version
Order No.	0215700000	Accessories, Socket
GTIN (EAN)	4008190184872	
Qty.	50 ST	

WDK 2.5V BL

Weidmüller Interface GmbH & Co. KG

Klingenbergstraße 26

D-32758 Detmold

Germany

www.weidmueller.com

Accessories

Marker holder




The marker holder offer the possibility of additional mounting of standard markers with a pitch of 5 or 5.1 mm. The angled holders can be optionally snapped together and could be mounted in all standard marking channels of the Klippon® Connect modular terminal blocks. Fitting marker types could be found under the respective accessories of the designation marking holder.

General ordering data

Type	BZT 1 WS 10/5	Version	
Order No.	1805490000	Accessories, Marker holder	
GTIN (EAN)	4032248270231		
Qty.	100 ST		
Type	BZT 1 ZA WS 10/5	Version	
Order No.	1805520000	Accessories, Marker holder	
GTIN (EAN)	4032248270248		
Qty.	100 ST		

WS 8/5



WS/ DEK

MultiMark terminal markers use an innovative composite material made from two components. The hard base contour of the marker snaps securely into the connector. The elastic surface finish makes the marker easy to mount. This specially punched material enables the strips to be stretched to accommodate the slight variations in spacing that tend to add up, especially with long terminal blocks. Another advantage: the excellent printability of the surface material guarantees durable and wear-resistant labelling. A print resolution of 300 dpi also produces a very legible script.

Your benefits with MultiMark

- Firm hold and durable printing
- Continuous strips save installation time
- Easy mounting thanks to an innovative composite material
- Large label field for optimal legibility
- High flexibility thanks to manufacturer independence

General ordering data

Type	WS 8/5 MM WS	Version	
Order No.	2007150000	WS, Terminal marker, 8 x 5 mm, Weidmueller, white	
GTIN (EAN)	4050118392029		
Qty.	800 ST		

WDK 2.5V BL

Weidmüller Interface GmbH & Co. KG
 Klingenbergstraße 26
 D-32758 Detmold
 Germany

www.weidmueller.com

Accessories

Testadapter and testsockets



Test adapters and test plugs are used for the electrical connection between terminal blocks and the test equipment. In this way, an electrical contact can be established in the wired state and measurements can be done easily.

General ordering data

Type	WTA 4N WDK 2.5	Version	
Order No.	1878660000	Test adapter (terminal), 1.5 mm ² , 250 V, 6 A	
GTIN (EAN)	4032248503285		
Qty.	25 ST		
Type	WTA 4N/ZA WDK 2.5	Version	
Order No.	1879350000	Test adapter (terminal), 1.5 mm ² , 250 V, 6 A	
GTIN (EAN)	4032248503261		
Qty.	25 ST		

End plates and partition plates



Partition plates and end plates are essential accessories for terminal blocks. Partition plates provide optical and electrical separation of different potentials and functional groups, increasing safety and ensuring a clear structure inside the control cabinet. End plates close the terminal block row on the sides, protect against contact with live parts, and ensure a clean, stable finish. Both components are precisely matched to the respective Weidmüller terminal block series, contributing to safe, compliant, and professional wiring.

General ordering data

Type	WZR WDK2.5	Version	
Order No.	1074000000	W-Series, Intermediate frame	
GTIN (EAN)	4008190890384		
Qty.	20 ST		