


WDU 2.5 LL**Weidmüller Interface GmbH & Co. KG**

Klingenbergstraße 26

D-32758 Detmold

Germany

www.weidmueller.com

Product image

To feed through power, signal, and data is the classical requirement in electrical engineering and panel building. The insulating material, the connection system and the design of the terminal blocks are the differentiating features. A feed-through terminal block is suitable for joining and/or connecting one or more conductors. They could have one or more connection levels that are on the same potential or insulated against one another.

General ordering data

Version	W-Series, Feed-through terminal, Rated cross-section: 2.5 mm ² , Solder connection
Order No.	1022200000
Type	WDU 2.5 LL
GTIN (EAN)	4008 190145859
Qty.	100 items

WDU 2.5 LL

Weidmüller Interface GmbH & Co. KG
Klingenbergstraße 26
D-32758 Detmold
Germany

www.weidmueller.com

Technical data

Approvals

Approvals



ROHS Conform

Dimensions and weights

Depth	46.5 mm	Depth (inches)	1.8307 inch
Height	64 mm	Height (inches)	2.5197 inch
Width	5.1 mm	Width (inches)	0.2008 inch
Net weight	6.78 g		

Temperatures

Storage temperature	-25 °C...55 °C	Ambient temperature	-5 °C...40 °C
Continuous operating temp., min.	-50 °C	Continuous operating temp., max.	120 °C

Environmental Product Compliance

RoHS Compliance Status	Compliant without exemption		
REACH SVHC	No SVHC above 0.1 wt%		
Product Carbon Footprint	Cradle to gate	0,055 kg CO2 eq.	

Material data

Basic material	Wemid	Colour	dark beige
UL 94 flammability rating	V-0		

System specifications

Version	with solder connection, Both sides, One end without connector	End cover plate required	Yes
Number of potentials	1	Number of levels	1
Number of clamping points per level	2	Number of potentials per tier	0
Levels cross-connected internally	No	PE connection	No
Mounting rail	TS 35	N-function	No
PE function	No	PEN function	No

Additional technical data

Open sides	right	Number of similar terminals	1
Explosion-tested version	No	Type of mounting	Snap-on

Conductors for clamping (additional connection)

Connection type, additional connection Solder connection

Conductors for clamping (rated connection)

Wire connection cross section AWG, max.	AWG 14	Connection direction	on side
Tightening torque, max.	0.8 Nm	Tightening torque, min.	0.4 Nm

WDU 2.5 LL

Weidmüller Interface GmbH & Co. KG

Klingenbergstraße 26
D-32758 Detmold
Germany

www.weidmueller.com

Technical data

Stripping length	10 mm	Type of connection	Solder connection
Number of connections	2	Clamping range, max.	1.5 mm ²
Clamping range, min.	0.5 mm ²	Clamping screw	M 2.5
Blade size	0.6 x 3.5 mm	Wire connection cross section AWG, min.	AWG 20
Wire connection cross-section, finely stranded with wire-end ferrules DIN 46228/4, min.	0.5 mm ²	Wire connection cross-section, finely stranded with wire-end ferrules DIN 46228/1, max.	2.5 mm ²
Wire connection cross-section, finely stranded with wire-end ferrules DIN 46228/1, min.	0.5 mm ²	Wire connection cross section, finely stranded, max.	1.5 mm ²
Wire connection cross section, finely stranded, min.	0.5 mm ²	Connection cross-section, stranded, max.	1.5 mm ²
Connection cross-section, stranded, min.	0.5 mm ²	Torque level with DMS electric screwdriver	1
Wire connection cross-section, solid core, max.	1.5 mm ²	Wire connection cross-section, solid core, min.	0.5 mm ²
Connection cross-section, finely stranded, min.	0.5 mm ²		

General

Wire connection cross section AWG, max.	AWG 14	Wire connection cross section AWG, min.	AWG 20
Standards	IEC 60947-7-1	Mounting rail	TS 35

Rating data

Rated cross-section	2.5 mm ²	Rated voltage	400 V
Rated DC voltage	400 V	Nominal current	15 A
Current at maximum wires	15 A	Standards	IEC 60947-7-1
Volume resistance according to IEC 60947-7-x	1.33 mΩ	Rated impulse withstand voltage	6 kV
Power loss in accordance with IEC 60947-7-x	0.77 W	Pollution severity	3

Classifications

ETIM 8.0	EC000897	ETIM 9.0	EC000897
ETIM 10.0	EC000897	ECLASS 14.0	27-25-01-01
ECLASS 15.0	27-25-01-01		

Drawings



WDU 2.5 LL

Weidmüller Interface GmbH & Co. KG
 Klingenbergstraße 26
 D-32758 Detmold
 Germany

Accessories

www.weidmueller.com

Cross-connections



The distribution or multiplication of a potential to adjoining terminal blocks is realized via a cross-connection. Additional wiring effort can be easily avoided. Even if the poles are broken out, contact reliability in the terminal blocks is still ensured. Our portfolio offers pluggable and screwable cross-connection systems for modular terminal blocks.

General ordering data

Type	WQV 2.5/2	Version
Order No.	1053660000	Cross-connector (terminal), when screwed in, yellow, 32 A, Number of
GTIN (EAN)	4008190031121	poles: 2, Pitch in mm (P): 5.10, Insulated: Yes, Width: 7 mm
Qty.	50 ST	
Type	WQV 2.5/3	Version
Order No.	1053760000	Cross-connector (terminal), when screwed in, yellow, 32 A, Number of
GTIN (EAN)	4008190058999	poles: 3, Pitch in mm (P): 5.10, Insulated: Yes, Width: 7 mm
Qty.	50 ST	
Type	WQV 2.5/4	Version
Order No.	1053860000	Cross-connector (terminal), when screwed in, yellow, 32 A, Number of
GTIN (EAN)	4008190049706	poles: 4, Pitch in mm (P): 5.10, Insulated: Yes, Width: 7 mm
Qty.	50 ST	
Type	WQV 2.5/5	Version
Order No.	1053960000	Cross-connector (terminal), when screwed in, yellow, 32 A, Number of
GTIN (EAN)	4008190158446	poles: 5, Pitch in mm (P): 5.10, Insulated: Yes, Width: 7 mm
Qty.	10 ST	
Type	WQV 2.5/6	Version
Order No.	1054060000	Cross-connector (terminal), when screwed in, yellow, 32 A, Number of
GTIN (EAN)	4008190102272	poles: 6, Pitch in mm (P): 5.10, Insulated: Yes, Width: 7 mm
Qty.	10 ST	
Type	WQV 2.5/7	Version
Order No.	1054160000	Cross-connector (terminal), when screwed in, yellow, 32 A, Number of
GTIN (EAN)	4008190011246	poles: 7, Pitch in mm (P): 5.10, Insulated: Yes, Width: 7 mm
Qty.	10 ST	
Type	WQV 2.5/8	Version
Order No.	1054260000	Cross-connector (terminal), when screwed in, yellow, 32 A, Number of
GTIN (EAN)	4008190073572	poles: 8, Pitch in mm (P): 5.10, Insulated: Yes, Width: 7 mm
Qty.	10 ST	
Type	WQV 2.5/10	Version
Order No.	1054460000	Cross-connector (terminal), when screwed in, yellow, 32 A, Number of
GTIN (EAN)	4008190135089	poles: 10, Pitch in mm (P): 5.10, Insulated: Yes, Width: 7 mm
Qty.	20 ST	
Type	WQV 2.5/15	Version
Order No.	1059660000	Cross-connector (terminal), when screwed in, yellow, 32 A, Number of
GTIN (EAN)	4008190002411	poles: 15, Pitch in mm (P): 5.10, Insulated: Yes, Width: 7 mm
Qty.	10 ST	
Type	WQV 2.5/20	Version
Order No.	1577570000	Cross-connector (terminal), when screwed in, yellow, 32 A, Number of
GTIN (EAN)	4008190125868	poles: 20, Pitch in mm (P): 5.10, Insulated: Yes, Width: 7 mm
Qty.	10 ST	

WDU 2.5 LL

Weidmüller Interface GmbH & Co. KG
 Klingenbergstraße 26
 D-32758 Detmold
 Germany

www.weidmueller.com

Accessories

Type	WQV 2.5/30	Version
Order No.	1067500000	Cross-connector (terminal), when screwed in, yellow, 32 A, Number of
GTIN (EAN)	4008190031107	poles: 30, Pitch in mm (P): 5.10, Insulated: Yes, Width: 7 mm
Qty.	10 ST	
Type	WQV 2.5/32	Version
Order No.	1577600000	Cross-connector (terminal), when screwed in, yellow, 32 A, Number of
GTIN (EAN)	4008190154035	poles: 32, Pitch in mm (P): 5.10, Insulated: Yes, Width: 7 mm
Qty.	10 ST	

End plates and partition plates



Partition plates and end plates are essential accessories for terminal blocks. Partition plates provide optical and electrical separation of different potentials and functional groups, increasing safety and ensuring a clear structure inside the control cabinet. End plates close the terminal block row on the sides, protect against contact with live parts, and ensure a clean, stable finish. Both components are precisely matched to the respective Weidmüller terminal block series, contributing to safe, compliant, and professional wiring.

General ordering data

Type	WAP 2.5-10	Version
Order No.	1050000000	End plate for terminals, dark beige, Height: 56 mm, Width: 1.5 mm,
GTIN (EAN)	4008190103149	V-0, Wemid, Snap-on: No
Qty.	50 ST	
Type	WAP 2.5-10 BL	Version
Order No.	1050080000	End plate for terminals, blue, Height: 56 mm, Width: 1.5 mm, V-0,
GTIN (EAN)	4008190136611	Wemid, Snap-on: No
Qty.	50 ST	
Type	WAP 2.5-10 BR	Version
Order No.	1050070000	End plate for terminals, brown, Height: 56 mm, Width: 1.5 mm, V-0,
GTIN (EAN)	4008190455507	Wemid, Snap-on: No
Qty.	50 ST	
Type	WAP 2.5-10 GE	Version
Order No.	1050020000	End plate for terminals, yellow, Height: 56 mm, Width: 1.5 mm, V-0,
GTIN (EAN)	4008190406776	Wemid, Snap-on: No
Qty.	50 ST	
Type	WAP 2.5-10 GN	Version
Order No.	1072200000	End plate for terminals, green, Height: 56 mm, Width: 1.5 mm, V-0,
GTIN (EAN)	4008190455491	Wemid, Snap-on: No
Qty.	50 ST	
Type	WAP 2.5-10 GR	Version
Order No.	1050050000	End plate for terminals, grey, Height: 56 mm, Width: 1.5 mm, V-0,
GTIN (EAN)	4008190455484	Wemid, Snap-on: No
Qty.	50 ST	
Type	WAP 2.5-10 OR	Version
Order No.	1050060000	End plate for terminals, orange, Height: 56 mm, Width: 1.5 mm, V-0,
GTIN (EAN)	4008190406769	Wemid, Snap-on: No
Qty.	50 ST	

WDU 2.5 LL

Weidmüller Interface GmbH & Co. KG
 Klingenbergstraße 26
 D-32758 Detmold
 Germany

www.weidmueller.com

Accessories

Type	WAP 2.5-10 RT	Version
Order No.	1050040000	End plate for terminals, red, Height: 56 mm, Width: 1.5 mm, V-0,
GTIN (EAN)	4008190406783	Wemid, Snap-on: No
Qty.	50 ST	
Type	WAP 2.5-10 SW	Version
Order No.	1050010000	End plate for terminals, black, Height: 56 mm, Width: 1.5 mm, V-0,
GTIN (EAN)	4008190406806	Wemid, Snap-on: No
Qty.	50 ST	
Type	WAP 2.5-10 VI	Version
Order No.	1072210000	End plate for terminals, violet, Height: 56 mm, Width: 1.5 mm, V-0,
GTIN (EAN)	4008190455460	Wemid, Snap-on: No
Qty.	50 ST	
Type	WAP 2.5-10 WS	Version
Order No.	1050090000	End plate for terminals, white, Height: 56 mm, Width: 1.5 mm, V-0,
GTIN (EAN)	4008190406790	Wemid, Snap-on: No
Qty.	50 ST	
Type	WAP 16+35 WTW 2.5-10	Version
Order No.	1050100000	End and partition plate for terminals, dark beige, Height: 56 mm,
GTIN (EAN)	4008190079901	Width: 1.5 mm, V-0, Wemid
Qty.	20 ST	
Type	WAP 16+35 WTW 2.5-10 BL	Version
Order No.	1050180000	End and partition plate for terminals, blue, Height: 56 mm, Width: 1.5
GTIN (EAN)	4008190013899	mm, V-0, Wemid
Qty.	20 ST	

Testadapter and testsockets



Test adapters and test plugs are used for the electrical connection between terminal blocks and the test equipment. In this way, an electrical contact can be established in the wired state and measurements can be done easily.

General ordering data

Type	WTA 2 WDU2.5-10	Version
Order No.	1632320000	Test adapter (terminal), 1.5 mm ² , 250 V, 6 A
GTIN (EAN)	4008190257347	
Qty.	25 ST	
Type	WTA 2/ZA WDU2.5-10	Version
Order No.	1632330000	Test adapter (terminal), 1.5 mm ² , 250 V, 6 A
GTIN (EAN)	4008190257330	
Qty.	25 ST	
Type	WTA 2/10 WDU2.5/10	Version
Order No.	1632340000	Test adapter (terminal), 1.5 mm ² , 250 V, 6 A
GTIN (EAN)	4008190209599	
Qty.	5 ST	

WDU 2.5 LL

Weidmüller Interface GmbH & Co. KG
 Klingenbergstraße 26
 D-32758 Detmold
 Germany

www.weidmueller.com

Accessories

Cutting and notching tools for cross-connections



- for Weidmüller Z-Series cross-connections
- for cross-connections from WQV 2.5 to WQV 35
- for cross-connection window of the terminal WSI 6

General ordering data

Type	WAW 1 NEUTRAL	Version	
Order No.	9004500000	Miscellaneous tools	
GTIN (EAN)	4008190053925		
Qty.	1 ST		

Testadapter and testsockets




Test adapters and test plugs are used for the electrical connection between terminal blocks and the test equipment. In this way, an electrical contact can be established in the wired state and measurements can be done easily.

General ordering data

Type	PS 2.3 RT	Version	
Order No.	0180400000	Test adapter (terminal), 230 V, 20 mA	
GTIN (EAN)	4008190060121		
Qty.	20 ST		
Type	STB 8.5/D4/2.3/M2.5 AKZ	Version	
Order No.	0215700000	Accessories, Socket	
GTIN (EAN)	4008190184872		
Qty.	50 ST		

With lightning flash



The WAD connector marker is suitable for W-series terminals and for the WEW 35/2 and ZEW 35/2 end brackets. The markers are available as blank markers, with custom printing or standard print with lightning symbol. The WAD MultiCard markers are suitable for labelling with PrintJet CONNECT printers. For custom printing: Please send us a file of our labeling software M-Print PRO or M-Print PRO Online (without installation) for your labeling specifications.

WDU 2.5 LL

Weidmüller Interface GmbH & Co. KG
 Klingenbergstraße 26
 D-32758 Detmold
 Germany


www.weidmueller.com

Accessories

General ordering data

Type	WAD 5 MC B GE/SW	Version	
Order No.	1120450000	Group markers, Cover, 33.3 x 5 mm, Pitch in mm (P): 5.00	WDU 2.5,
GTIN (EAN)	4032248901272	WEW 35/2, ZEW 35/2, yellow	
Qty.	48 ST		

ZGB pivotable group tag holder



The ZGB 15 is a hinged group tag carrier. The tag carrier can hold the dekafix 5, WS 12/5 terminal markers or the inlay tag ESO 15.

The ZGB 30 is a hinged group tag carrier. The tag carrier can hold the dekafix 5, WS 12/5 terminal markers or the inlay tag ESO 7.

Inlay tags and protective strips can be found under "Accessories".

General ordering data

Type	ZGB 30	Version	
Order No.	1611930000	Terminal markers, Terminal marker, 32 x 7 mm, Pitch in mm (P): 5.00	
GTIN (EAN)	4008190002251	Weidmueller, white	
Qty.	20 ST		
Type	ZGB 15	Version	
Order No.	1636530000	Terminal markers, Terminal marker, 15 x 7 mm, Pitch in mm (P): 5.00	
GTIN (EAN)	4008190297053	Weidmueller, white	
Qty.	20 ST		
Type	ZGB 30/3.5	Version	
Order No.	1778290000	Terminal markers, Terminal marker, 32 x 7 mm, Pitch in mm (P): 3.50	
GTIN (EAN)	4032248161065	white	
Qty.	20 ST		

Marker holder



The marker holder offer the possibility of additional mounting of standard markers with a pitch of 5 or 5.1 mm. The angled holders can be optionally snapped together and could be mounted in all standard marking channels of the Klippon® Connect modular terminal blocks. Fitting marker types could be found under the respective accessories of the designation marking holder.

General ordering data

Type	BZT 1 WS 10/5	Version	
Order No.	1805490000	Accessories, Marker holder	
GTIN (EAN)	4032248270231		
Qty.	100 ST		
Type	BZT 1 ZA WS 10/5	Version	
Order No.	1805520000	Accessories, Marker holder	
GTIN (EAN)	4032248270248		
Qty.	100 ST		