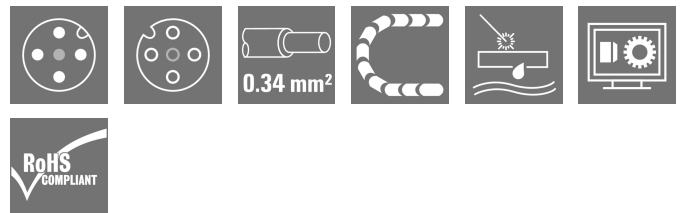


SAIL-M12GM12G-4-1.5T**Weidmüller Interface GmbH & Co. KG**

Klingenbergstraße 26

D-32758 Detmold

Germany

www.weidmueller.com

Sensor/actuator cables are used for wiring sensors and actuators and for transmitting data or power in various applications. The moulded cable offers connected and tested connection of the plug-in connector to the cable ex-works. The cables may be exposed to a wide range of conditions, such as humidity, dust, heat, cold, shock or vibration.

Our developers have focused specifically on this issue and designed a host of different M8 and M12 sensor-actuator cables so you are bound to find the solution you need for your application.

Is there something you have not managed to find or you feel needs explanation? Talk to us!

General ordering data

Version	Sensor/actuator line, Connecting line, M12 / M12, Number of poles : 4, 1.5 m, pin, straight - socket, straight, Shielded: No, LED: No, Sheath material: PUR, Halogen: No
Order No.	1021730150
Type	SAIL-M12GM12G-4-1.5T
GTIN (EAN)	4032248735372
Qty.	1 items

SAIL-M12GM12G-4-1.5T

Weidmüller Interface GmbH & Co. KG
 Klingenbergstraße 26
 D-32758 Detmold
 Germany

www.weidmueller.com

Technical data

Approvals

Approvals



ROHS Conform

UL File Number Search [UL Website](#)

Certificate no. (cULus) E307231

Dimensions and weights

Net weight 66.88 g

Environmental Product Compliance

RoHS Compliance Status Compliant with exemption

RoHS Exemption (if applicable/known) 6c

REACH SVHC Lead 7439-92-1

SCIP 1c533b66-fcff-4da5-b89f-fd55fbf5cb55

Technical specifications for cable

Cable length	1.5 m	Sheathing colour	black
Suitable for cable carriers	Yes	Core cross-section	0.34 mm ²
Shielded	No	Halogen	No
Insulation	PP	Acceleration	5 m/s ²
Bending radius, min., moving	7.5 x cable diameter	Bending radius, min., stationary	4 x cable diameter
Bending cycles	10 Mio	Speed	200 m/s
Sheath material	PUR	Configurable cable length	No
Outer cladding in accordance with UL AWM style	20233 (80 °C / 300 V)	Irradiation crosslinked	No
Welding spark resistance	Yes	Colour coding	brown, white, blue, black
Torsion resistance	360 °/m	Temperature range, stationary	-40...105 °C
Resistant to welding beads	Yes	Temperature range, moving	-30...105 °C
Number of poles	4	Outside diameter	4.9 mm ± 0.2 mm

General technical data

Coding	A-coded	Connection thread	M12 / M12
Contact surface	Gold-plated	LED	No
Version	pin, straight - socket, straight	Housing main material	PUR
Insulation resistance	108 Ω	Nominal voltage	250 V
Nominal current	4 A	AF size	12 mm
Protection degree	IP65, IP66, IP67, IP68, IP69, when screwed in	Plugging cycles	≥ 100
Pollution severity	3	jumpered	No
Threaded ring material	Diecast zinc	Temperature range of housing	-25...+85 °C
Tightening torque	M12: 0.8 - 1.2 Nm		

Electrical properties

Insulation resistance 108 Ω Nominal voltage 250 V

SAIL-M12GM12G-4-1.5T**Weidmüller Interface GmbH & Co. KG**

Klingenbergstraße 26

D-32758 Detmold

Germany

www.weidmueller.com**Technical data****General standards**

Connector standard	IEC 61076-2-101	Certificate no. (cULus)	E307231
--------------------	-----------------	-------------------------	---------

Standards

Connector standard	IEC 61076-2-101
--------------------	-----------------

Plug, left

Plug left	M12, A-coded, IP69, male contact, straight, Plastic, unshielded
-----------	---

Plug, right

Plug right	M12, A-coded, IP69, female contact, straight, Plastic, unshielded
------------	---

Classifications

ETIM 8.0	EC001855	ETIM 9.0	EC001855
ETIM 10.0	EC001855	ECLASS 14.0	27-06-03-11
ECLASS 15.0	27-06-03-11		

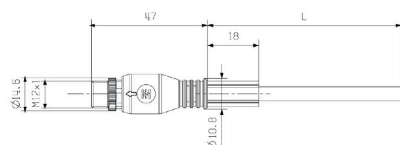
SAIL-M12GM12G-4-1.5T

Weidmüller Interface GmbH & Co. KG
Klingenbergstraße 26
D-32758 Detmold
Germany

www.weidmueller.com

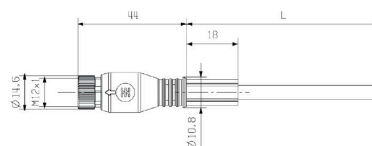
Drawings

Dimensioned drawing



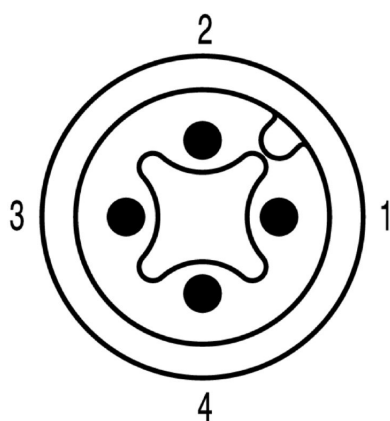
Male, straight

Dimensioned drawing



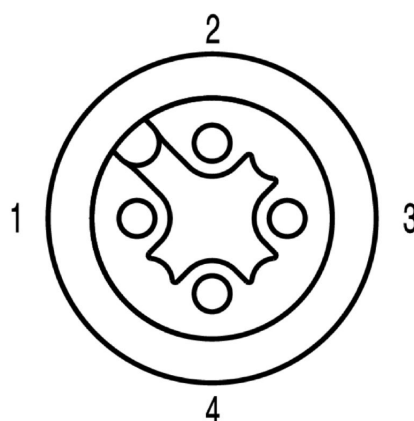
Straight socket

Pole scheme



Male

Pole scheme

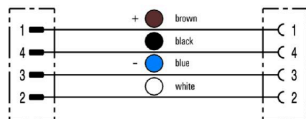


Socket

SAIL-M12GM12G-4-1.5T

Drawings

Wiring diagram



The ideal tool: Screwty® with torque function

Light, securely screwed-in round plug-in connectors. Screwty set DM / VPE: 1 / Order No.: 1920000000 Adapters: M12, M12 F, M8, M8 F