


WDU 10 SW**Weidmüller Interface GmbH & Co. KG**

Klingenbergstraße 26

D-32758 Detmold

Germany

www.weidmueller.com

Product image

To feed through power, signal, and data is the classical requirement in electrical engineering and panel building. The insulating material, the connection system and the design of the terminal blocks are the differentiating features. A feed-through terminal block is suitable for joining and/or connecting one or more conductors. They could have one or more connection levels that are on the same potential or insulated against one another.

General ordering data

Version	Feed-through terminal block, Screw connection, black, 10 mm ² , 57 A, 1000 V, Number of connections: 2
Order No.	1020310000
Type	WDU 10 SW
GTIN (EAN)	4008190343682
Qty.	50 items

WDU 10 SW

Weidmüller Interface GmbH & Co. KG
 Klingenbergstraße 26
 D-32758 Detmold
 Germany

www.weidmueller.com

Technical data

Approvals

Approvals



ROHS	Conform
UL File Number Search	UL Website
Certificate No. (UR)	E60693
Certificate No. (cURusEX)	E184763

Dimensions and weights

Depth	46.5 mm	Depth (inches)	1.8307 inch
Depth including DIN rail	47 mm	Height	60 mm
Height (inches)	2.3622 inch	Width	9.9 mm
Width (inches)	0.3898 inch	Net weight	15.7 g

Temperatures

Storage temperature	-25 °C...55 °C	Ambient temperature	-60 °C...85 °C
Continuous operating temp., min.	-60 °C	Continuous operating temp., max.	130 °C

Environmental Product Compliance

RoHS Compliance Status	Compliant without exemption		
REACH SVHC	No SVHC above 0.1 wt%		
Product Carbon Footprint	Cradle to gate	0,154 kg CO2 eq.	

Material data

Basic material	Wemid	Colour	black
UL 94 flammability rating	V-0		

Rating data IECEX/ATEX

Certificate No. (ATEX)	DEMKO14ATEX1338U	Certificate No. (IECEX)	IECEXULD14.0005U
Max. voltage (ATEX)	690 V	Current (ATEX)	57 A
Wire cross section max. (ATEX)	10 mm ²	Max. voltage (IECEX)	690 V
Current (IECEX)	57 A	Wire cross section max. (IECEX)	10 mm ²
Marking EN 60079-7	Ex eb II C Gb	Ex 2014/34/EU label	II 2 G D

System specifications

Version	Screw connection, for screwable cross-connection, One end without connector	End cover plate required	Yes
Number of potentials	1	Number of levels	1

WDU 10 SW

Weidmüller Interface GmbH & Co. KG
 Klingenbergstraße 26
 D-32758 Detmold
 Germany

www.weidmueller.com

Technical data

Number of clamping points per level	2	Number of potentials per tier	1
Levels cross-connected internally	No	PE connection	No
Mounting rail	TS 35	N-function	No
PE function	No	PEN function	No

2 clampable conductors (H05V/H07V) with equal cross-section (rated connection)

Cross-section for connected wire, solid, two clampable wires, max.	6 mm ²	Cross-section for connected wire, solid, two clampable wires, min.	0.5 mm ²
Wire connection cross section, finely stranded with wire-end ferrules DIN 46228/1, 2 clampable wires, max.	6 mm ²	Wire connection cross section, finely stranded with wire-end ferrules DIN 46228/1, 2 clampable wires, min.	0.5 mm ²
Wire cross-section, finely stranded, two clampable wires, max.	6 mm ²	Wire connection cross section, finely stranded, two clampable wires, min.	0.5 mm ²
Cross-section for connected wire, stranded, two clampable wires, max.	6 mm ²	Cross-section for connected wire, stranded, two clampable wires, min.	0.5 mm ²

Additional technical data

Open sides	right	Number of similar terminals	1
Explosion-tested version	Yes	Type of mounting	Snap-on

CSA rating data

Wire cross section max. (CSA)	6 AWG	Voltage size C (CSA)	600 V
Current size C (CSA)	65 A	Certificate No. (CSA)	200039-1057876
Wire cross section min. (CSA)	18 AWG		

Conductors for clamping (additional connection)

Connection type, additional connection Screw connection

Conductors for clamping (rated connection)

Gauge to IEC 60947-1	B6
Wire connection cross section AWG, max.	AWG 6
Connection direction	on side
Tightening torque, max.	1.9 Nm
Tightening torque, min.	1.2 Nm
Stripping length	12 mm
Type of connection	Screw connection
Number of connections	2
Clamping range, max.	16 mm ²
Clamping range, min.	1.31 mm ²
Clamping screw	M 4
Blade size	1.0 x 5.5 mm
Wire connection cross section AWG, min.	AWG 16
Wire connection cross-section, finely stranded with wire-end ferrules DIN 46228/4, max.	16 mm ²
Wire connection cross-section, finely stranded with wire-end ferrules DIN 46228/4, min.	1.5 mm ²
Wire connection cross-section, finely stranded with wire-end ferrules DIN 46228/1, max.	16 mm ²

WDU 10 SW

Weidmüller Interface GmbH & Co. KG

Klingenbergstraße 26
D-32758 Detmold
Germany

www.weidmueller.com

Technical data

Wire connection cross-section, finely stranded with wire-end ferrules DIN 46228/1, min.	1.5 mm ²
Wire connection cross section, finely stranded, max.	16 mm ²
Wire connection cross section, finely stranded, min.	1.5 mm ²
Connection cross-section, stranded, max.	16 mm ²
Connection cross-section, stranded, min.	1.5 mm ²
Twin wire-end ferrules, max.	6 mm ²
Twin wire-end ferrules, min.	1.5 mm ²
Torque level with DMS electric screwdriver	4
Wire connection cross-section, solid core, max.	16 mm ²
Wire connection cross-section, solid core, min.	1.5 mm ²

Clampable conductor	Connection specification	Screw connection	
	Cross-section for conductor connection	Type	solid, H05(07) V-U
min.		1.5 mm ²	
max.		16 mm ²	
nominal		10 mm ²	
wire end ferrule	Stripping length	min.	12 mm
		max.	12 mm
		nominal	12 mm
Tightening torque	min.	1.2 Nm	
	max.	1.9 Nm	
	Connection specification		Screw connection
Cross-section for conductor connection	Type	stranded, H07V-R	
	min.	1.5 mm ²	
	max.	16 mm ²	
	nominal	10 mm ²	
wire end ferrule	Stripping length	min.	12 mm
		max.	12 mm
		nominal	12 mm
Tightening torque	min.	1.2 Nm	
	max.	1.9 Nm	
	Connection specification		Screw connection
Cross-section for conductor connection	Type	flexible, H05(07) V-K	
	min.	1.5 mm ²	
	max.	16 mm ²	
	nominal	10 mm ²	
wire end ferrule	Stripping length	min.	12 mm
		max.	12 mm
		nominal	12 mm
Tightening torque	min.	1.2 Nm	
	max.	1.9 Nm	

General

Wire connection cross section AWG, max.	AWG 6	Wire connection cross section AWG, min.	AWG 16
Standards	IEC 60947-7-1	Mounting rail	TS 35

Rating data

Rated cross-section	10 mm ²	Rated voltage	1000 V
Rated DC voltage	1000 V	Nominal current	57 A

WDU 10 SW

Weidmüller Interface GmbH & Co. KG
 Klingenbergstraße 26
 D-32758 Detmold
 Germany

www.weidmueller.com

Technical data

Current at maximum wires	76 A	Standards	IEC 60947-7-1
Volume resistance according to IEC 60947-7-x	0.56 mΩ	Rated impulse withstand voltage	8 kV
Power loss in accordance with IEC 60947-7-x	1.82 W	Pollution severity	3

UL rating data

Conductor size Factory wiring max. (UR)	6 AWG	Current size C (UR)	65 A
Voltage size C (UR)	600 V	Conductor size Factory wiring min. (UR)	18 AWG
Certificate No. (UR)	E60693	Conductor size Field wiring min. (UR)	18 AWG
Conductor size Field wiring max. (UR)	6 AWG		

Classifications

ETIM 8.0	EC000897	ETIM 9.0	EC000897
ETIM 10.0	EC000897	ECLASS 14.0	27-25-01-01
ECLASS 15.0	27-25-01-01		

Drawings



WDU 10 SW

Weidmüller Interface GmbH & Co. KG

Klingenbergstraße 26

D-32758 Detmold

Germany

www.weidmueller.com

Accessories

Cross-connections



The distribution or multiplication of a potential to adjoining terminal blocks is realized via a cross-connection. Additional wiring effort can be easily avoided. Even if the poles are broken out, contact reliability in the terminal blocks is still ensured. Our portfolio offers pluggable and screwable cross-connection systems for modular terminal blocks.

General ordering data

Type	WQV 10/2	Version
Order No.	1052560000	Cross-connector (terminal), when screwed in, yellow, 76 A, Number of
GTIN (EAN)	4008190154943	poles: 2, Pitch in mm (P): 9.90, Insulated: Yes, Width: 7.55 mm
Qty.	50 ST	
Type	WQV 10/3	Version
Order No.	1054960000	Cross-connector (terminal), when screwed in, yellow, 63 A, Number of
GTIN (EAN)	4008190079079	poles: 3, Pitch in mm (P): 9.90, Insulated: Yes, Width: 7.55 mm
Qty.	50 ST	
Type	WQV 10/4	Version
Order No.	1055060000	Cross-connector (terminal), when screwed in, yellow, 63 A, Number of
GTIN (EAN)	4008190188245	poles: 4, Pitch in mm (P): 9.90, Insulated: Yes, Width: 7.55 mm
Qty.	50 ST	
Type	WQV 10/10	Version
Order No.	1052460000	Cross-connector (terminal), when screwed in, yellow, 63 A, Number of
GTIN (EAN)	4008190152130	poles: 10, Pitch in mm (P): 9.90, Insulated: Yes, Width: 7.55 mm
Qty.	20 ST	

End plates and partition plates



Partition plates and end plates are essential accessories for terminal blocks. Partition plates provide optical and electrical separation of different potentials and functional groups, increasing safety and ensuring a clear structure inside the control cabinet. End plates close the terminal block row on the sides, protect against contact with live parts, and ensure a clean, stable finish. Both components are precisely matched to the respective Weidmüller terminal block series, contributing to safe, compliant, and professional wiring.

General ordering data

Type	WAP 2.5-10	Version
Order No.	1050000000	End plate for terminals, dark beige, Height: 56 mm, Width: 1.5 mm,
GTIN (EAN)	4008190103149	V-0, Wemid, Snap-on: No
Qty.	50 ST	
Type	WAP 2.5-10 BL	Version
Order No.	1050080000	End plate for terminals, blue, Height: 56 mm, Width: 1.5 mm, V-0,
GTIN (EAN)	4008190136611	Wemid, Snap-on: No
Qty.	50 ST	

WDU 10 SW

Weidmüller Interface GmbH & Co. KG
 Klingenbergstraße 26
 D-32758 Detmold
 Germany

www.weidmueller.com

Accessories

Type	WAP 16+35 WTW 2.5-10	Version
Order No.	1050100000	End and partition plate for terminals, dark beige, Height: 56 mm,
GTIN (EAN)	4008190079901	Width: 1.5 mm, V-0, Wemid
Qty.	20 ST	
Type	WAP 16+35 WTW 2.5-10 BL	Version
Order No.	1050180000	End and partition plate for terminals, blue, Height: 56 mm, Width: 1.5
GTIN (EAN)	4008190013899	mm, V-0, Wemid
Qty.	20 ST	

End bracket



Weidmüller's range of products includes end brackets that guarantee a permanent, reliable mounting on the terminal rail and prevent sliding. Versions with and without screws are available. The end brackets include marking options, also for group markers, and also a test plug holder.

General ordering data

Type	WEW 35/2	Version
Order No.	1061200000	End bracket, dark beige, TS 35, HB, Wemid, Width: 8 mm, 100 °C
GTIN (EAN)	4008190030230	
Qty.	50 ST	

Testadapter and testsockets



Test adapters and test plugs are used for the electrical connection between terminal blocks and the test equipment. In this way, an electrical contact can be established in the wired state and measurements can be done easily.

General ordering data

Type	WTA 3 WDU4	Version
Order No.	1632350000	Test adapter (terminal), 1.5 mm ² , 250 V, 6 A
GTIN (EAN)	4008190209711	
Qty.	25 ST	

WDU 10 SW

Weidmüller Interface GmbH & Co. KG

Klingenbergstraße 26

D-32758 Detmold

Germany

www.weidmueller.com

Accessories

Blank



The WAD connector marker is suitable for W-series terminals and for the WEW 35/2 and ZEW 35/2 end brackets. The markers are available as blank markers, with custom printing or standard print with lightning symbol. The WAD MultiCard markers are suitable for labelling with PrintJet CONNECT printers. For custom printing: Please send us a file of our labeling software M-Print PRO or M-Print PRO Online (without installation) for your labeling specifications.

General ordering data

Type	WAD 8 MC NE WS	Version
Order No.	1112940000	Group markers, Cover, 33.3 x 8 mm, Pitch in mm (P): 8.00 WDU 4,
GTIN (EAN)	4032248891825	WEW 35/2, ZEW 35/2, white
Qty.	48 ST	
Type	WAD 8 MC NE GE	Version
Order No.	1112950000	Group markers, Cover, 33.3 x 8 mm, Pitch in mm (P): 8.00 WDU 4,
GTIN (EAN)	4032248891696	WEW 35/2, ZEW 35/2, yellow
Qty.	48 ST	
Type	DEK 5/5 MC NE WS	Version
Order No.	1609801044	Dekafix, Terminal marker, 5 x 5 mm, Pitch in mm (P): 5.00
GTIN (EAN)	4008190397111	Weidmueller, white
Qty.	1000 ST	
Type	WS 12/5 MC NE WS	Version
Order No.	1609860000	WS, Terminal marker, 12 x 5 mm, Pitch in mm (P): 5.00 Weidmueller,
GTIN (EAN)	4008190203481	Allen-Bradley, white
Qty.	720 ST	

SchT group marker carrier



The SchT 5 S group tag carriers are clipped directly onto the TS 32 mounting rail (G-rail) or the TS 35 mounting rail (top-hat rail). It is therefore possible to label the terminal strip irrespective of the terminal and the type of terminal. SchT 5 and SchT 5 S are fitted with ESO 5, STR 5 protective strips.

The SchT 7 is a hinged group tag carrier for inlay tags which enables easy access to the clamping screw. The SchT 7 is fitted with ESO 7, STR 7 protective strips or DEK 5.

Inlay tags and protective strips can be found under "Accessories".

General ordering data

Type	SCHT 7	Version
Order No.	0517960000	SCHT, Terminal marker, 39.3 x 8 mm, Pitch in mm (P): 7.00
GTIN (EAN)	4008190001742	Weidmueller, white
Qty.	20 ST	

WDU 10 SW

Weidmüller Interface GmbH & Co. KG
 Klingenbergstraße 26
 D-32758 Detmold
 Germany

www.weidmueller.com

Accessories

Blank



The WAD connector marker is suitable for W-series terminals and for the WEW 35/2 and ZEW 35/2 end brackets. The markers are available as blank markers, with custom printing or standard print with lightning symbol. The WAD MultiCard markers are suitable for labelling with PrintJet CONNECT printers. For custom printing: Please send us a file of our labeling software M-Print PRO or M-Print PRO Online (without installation) for your labeling specifications.

General ordering data

Type	WAD 5 MC NE GE	Version
Order No.	1112920000	Group markers, Cover, 33.3 x 5 mm, Pitch in mm (P): 5.00 WDU 2.5,
GTIN (EAN)	4032248891771	WEW 35/2, ZEW 35/2, yellow
Qty.	48 ST	

ZGB pivotable group tag holder



The ZGB 15 is a hinged group tag carrier. The tag carrier can hold the dekafix 5, WS 12/5 terminal markers or the inlay tag ESO 15. The ZGB 30 is a hinged group tag carrier. The tag carrier can hold the dekafix 5, WS 12/5 terminal markers or the inlay tag ESO 7. Inlay tags and protective strips can be found under "Accessories".

General ordering data

Type	ZGB 15	Version
Order No.	1636530000	Terminal markers, Terminal marker, 15 x 7 mm, Pitch in mm (P): 5.00
GTIN (EAN)	4008190297053	Weidmueller, white
Qty.	20 ST	
Type	ZGB 30	Version
Order No.	1611930000	Terminal markers, Terminal marker, 32 x 7 mm, Pitch in mm (P): 5.00
GTIN (EAN)	4008190002251	Weidmueller, white
Qty.	20 ST	

Blank



The WAD connector marker is suitable for W-series terminals and for the WEW 35/2 and ZEW 35/2 end brackets. The markers are available as blank markers, with custom printing or standard print with lightning symbol. The WAD MultiCard markers are suitable for labelling with PrintJet CONNECT printers. For custom printing: Please send us a file of our labeling software M-Print PRO or M-Print PRO Online (without installation) for your labeling specifications.

WDU 10 SW

Weidmüller Interface GmbH & Co. KG
 Klingenbergstraße 26
 D-32758 Detmold
 Germany

www.weidmueller.com

Accessories

General ordering data

Type	WAD 5 MC NE WS	Version	
Order No.	1112910000	Group markers, Cover, 33.3 x 5 mm, Pitch in mm (P): 5.00 WDU 2.5,	
GTIN (EAN)	4032248891689	WEW 35/2, ZEW 35/2, white	
Qty.	48 ST		

Shield clamping saddle



With our wide range of KLBÜ shield connections, you can achieve flexible and self-adjusting shield contacting and ensure error-free plant operation.

General ordering data

Type	LS 2.8 WDU2.5-10	Version	
Order No.	1056400000	W-Series, Shield bus	
GTIN (EAN)	4008190036454		
Qty.	100 ST		

End plates and partition plates



Partition plates and end plates are essential accessories for terminal blocks. Partition plates provide optical and electrical separation of different potentials and functional groups, increasing safety and ensuring a clear structure inside the control cabinet. End plates close the terminal block row on the sides, protect against contact with live parts, and ensure a clean, stable finish. Both components are precisely matched to the respective Weidmüller terminal block series, contributing to safe, compliant, and professional wiring.

General ordering data

Type	WTW EN	Version	
Order No.	1058800000	Partition plate (terminal), dark beige, Height: 86 mm, Width: 3 mm,	
GTIN (EAN)	4008190140175	V-0, Wemid	
Qty.	20 ST		

WDU 10 SW

Weidmüller Interface GmbH & Co. KG
 Klingenbergstraße 26
 D-32758 Detmold
 Germany

www.weidmueller.com

Accessories

Testadapter and testsockets



Test adapters and test plugs are used for the electrical connection between terminal blocks and the test equipment. In this way, an electrical contact can be established in the wired state and measurements can be done easily.

General ordering data

Type	STB 8.5/5/2.3/M3 SAK2.5	Version	
Order No.	0280600000	Accessories, Socket	
GTIN (EAN)	4008190023188		
Qty.	50 ST		

Accessorie



Current and voltage transformer wiring
 Our test disconnect terminal blocks featuring spring and screw connection technology allow you to create all the important converter circuits for measuring current, voltage and power in a safe and sophisticated way.

General ordering data

Type	STB 14/D6/4/M3 SAK10	Version	
Order No.	0169900000	Accessories, Socket	
GTIN (EAN)	4008190076665		
Qty.	50 ST		

Testadapter and testsockets



Test adapters and test plugs are used for the electrical connection between terminal blocks and the test equipment. In this way, an electrical contact can be established in the wired state and measurements can be done easily.

General ordering data

Type	STB 21.6/IH/BL WTL6/3	Version	
Order No.	1071080000	Socket (terminal), Plug-in depth: 11.1 mm, 0.00 mm, Depth: 26.6 mm	
GTIN (EAN)	4008190043957		
Qty.	50 ST		

WDU 10 SW

Weidmüller Interface GmbH & Co. KG
 Klingenbergstraße 26
 D-32758 Detmold
 Germany

www.weidmueller.com

Accessories

Type	STB 21.6/IH/DB WTL6/3	Version
Order No.	1071000000	Socket (terminal), Plug-in depth: 11.1 mm, 0.00 mm, Depth: 26.6 mm
GTIN (EAN)	4008190259204	
Qty.	50 ST	

Accessorie



Current and voltage transformer wiring
 Our test disconnect terminal blocks featuring spring and screw connection technology allow you to create all the important converter circuits for measuring current, voltage and power in a safe and sophisticated way.

General ordering data

Type	STB 21.6/IH/GE WTL6/3	Version
Order No.	1071010000	Socket (terminal), Plug-in depth: 11.1 mm, 0.00 mm, Depth: 26.6 mm
GTIN (EAN)	4008190259211	
Qty.	50 ST	
Type	STB 21.6/IH/GN WTL6/3	Version
Order No.	1071020000	Socket (terminal), Plug-in depth: 11.1 mm, 0.00 mm, Depth: 26.6 mm
GTIN (EAN)	4008190259228	
Qty.	50 ST	

Testadapter and testsockets



Test adapters and test plugs are used for the electrical connection between terminal blocks and the test equipment. In this way, an electrical contact can be established in the wired state and measurements can be done easily.

General ordering data

Type	STB 21.6/IH/RT WTL6/3	Version
Order No.	1778990000	Socket (terminal), Plug-in depth: 11.1 mm, 0.00 mm, Depth: 26.6 mm
GTIN (EAN)	4032248169665	
Qty.	50 ST	
Type	STB 21.6/IH/SW WTL6/3	Version
Order No.	1071040000	Socket (terminal), Plug-in depth: 11.1 mm, 0.00 mm, Depth: 26.6 mm
GTIN (EAN)	4008190859985	
Qty.	50 ST	

WDU 10 SW

Weidmüller Interface GmbH & Co. KG
 Klingenbergstraße 26
 D-32758 Detmold
 Germany

Accessories

www.weidmueller.com

Accessorie




Current and voltage transformer wiring
 Our test disconnect terminal blocks featuring spring and screw connection technology allow you to create all the important converter circuits for measuring current, voltage and power in a safe and sophisticated way.

General ordering data

Type	STB 21.6/IH/VI WTL6/3	Version	
Order No.	1071030000	Socket (terminal), Plug-in depth: 11.1 mm, 0.00 mm, Depth: 26.6 mm	
GTIN (EAN)	4008190259235		
Qty.	50 ST		
Type	STB 21.6/IH/WS WTL6/3	Version	
Order No.	1312520000	Socket (terminal), Plug-in depth: 11.1 mm	
GTIN (EAN)	4050118121704		
Qty.	50 ST		

Marker holder



The marker holder offer the possibility of additional mounting of standard markers with a pitch of 5 or 5.1 mm. The angled holders can be optionally snapped together and could be mounted in all standard marking channels of the Klippon® Connect modular terminal blocks. Fitting marker types could be found under the respective accessories of the designation marking holder.

General ordering data

Type	BZT 1 WS 10/5	Version	
Order No.	1805490000	Accessories, Marker holder	
GTIN (EAN)	4032248270231		
Qty.	100 ST		
Type	BZT 1 ZA WS 10/5	Version	
Order No.	1805520000	Accessories, Marker holder	
GTIN (EAN)	4032248270248		
Qty.	100 ST		

WDU 10 SW

Weidmüller Interface GmbH & Co. KG
 Klingenbergstraße 26
 D-32758 Detmold
 Germany

Accessories

www.weidmueller.com

WS 12/5



WS/ DEK

MultiMark terminal markers use an innovative composite material made from two components. The hard base contour of the marker snaps securely into the connector. The elastic surface finish makes the marker easy to mount. This specially punched material enables the strips to be stretched to accommodate the slight variations in spacing that tend to add up, especially with long terminal blocks. Another advantage: the excellent printability of the surface material guarantees durable and wear-resistant labelling. A print resolution of 300 dpi also produces a very legible script.


Your benefits with MultiMark

- Firm hold and durable printing
- Continuous strips save installation time
- Easy mounting thanks to an innovative composite material
- Large label field for optimal legibility
- High flexibility thanks to manufacturer independence

General ordering data

Type	WS 12/5 MM WS	Version	
Order No.	2007190000		WS, Terminal marker, 12 x 5 mm, Weidmueller, white
GTIN (EAN)	4050118392036		
Qty.	800 ST		

Cross-connections



The distribution or multiplication of a potential to adjoining terminal blocks is realized via a cross-connection. Additional wiring effort can be easily avoided. Even if the poles are broken out, contact reliability in the terminal blocks is still ensured. Our portfolio offers pluggable and screwable cross-connection systems for modular terminal blocks.

General ordering data

Type	WQV 16N-10	Version	
Order No.	1073400000		Cross-connector (terminal), when screwed in, yellow, 76 A, Number of poles: 2, Pitch in mm (P): 11.90, Insulated: Yes, Width: 13 mm
GTIN (EAN)	4008190855901		
Qty.	10 ST		

WDU 10 SW

Weidmüller Interface GmbH & Co. KG
 Klingenbergstraße 26
 D-32758 Detmold
 Germany

www.weidmueller.com

Accessories

End plates and partition plates



Partition plates and end plates are essential accessories for terminal blocks. Partition plates provide optical and electrical separation of different potentials and functional groups, increasing safety and ensuring a clear structure inside the control cabinet. End plates close the terminal block row on the sides, protect against contact with live parts, and ensure a clean, stable finish. Both components are precisely matched to the respective Weidmüller terminal block series, contributing to safe, compliant, and professional wiring.

General ordering data

Type	WAP 2.5-10/0.5MM	Version	
Order No.	1966380000	End plate for terminals, dark beige, Height: 54.5 mm, Width: 0.35 mm, V-O, Wemid, Snap-on: Yes	
GTIN (EAN)	4032248688616		
Qty.	50 ST		

Cross-connections



The distribution or multiplication of a potential to adjoining terminal blocks is realized via a cross-connection. Additional wiring effort can be easily avoided. Even if the poles are broken out, contact reliability in the terminal blocks is still ensured. Our portfolio offers pluggable and screwable cross-connection systems for modular terminal blocks.

General ordering data

Type	WQB-PEN 10	Version	
Order No.	1060300000	Cross-connector (terminal), when screwed in, Silver grey, 57 A, Number of poles: 2, Pitch in mm (P): 10.00, Insulated: No, Width: 14.8 mm	
GTIN (EAN)	4008190098346		
Qty.	10 ST		