


**WDU 6 GN****Weidmüller Interface GmbH & Co. KG**

Klingenbergstraße 26

D-32758 Detmold

Germany

www.weidmueller.com

**Product image**

To feed through power, signal, and data is the classical requirement in electrical engineering and panel building. The insulating material, the connection system and the design of the terminal blocks are the differentiating features. A feed-through terminal block is suitable for joining and/or connecting one or more conductors. They could have one or more connection levels that are on the same potential or insulated against one another.

**General ordering data**

|            |   |
|------------|---|
| Version    | Feed-through terminal block, Screw connection, green, 6 mm <sup>2</sup> , 41 A, 800 V, Number of connections: 2 |
| Order No.  | <a href="#">1020290000</a>  |
| Type       | WDU 6 GN  |
| GTIN (EAN) | 4008 19086 1292   |
| Qty.       | 100 items   |

## WDU 6 GN

**Weidmüller Interface GmbH & Co. KG**  
 Klingenbergstraße 26  
 D-32758 Detmold  
 Germany

www.weidmueller.com

## Technical data

### Approvals

Approvals



|                           |                            |
|---------------------------|----------------------------|
| ROHS                      | Conform                    |
| UL File Number Search     | <a href="#">UL Website</a> |
| Certificate No. (UR)      | E60693                     |
| Certificate No. (cURusEX) | E184763                    |

### Dimensions and weights

|                          |             |                |             |
|--------------------------|-------------|----------------|-------------|
| Depth                    | 46.5 mm     | Depth (inches) | 1.8307 inch |
| Depth including DIN rail | 47 mm       | Height         | 60 mm       |
| Height (inches)          | 2.3622 inch | Width          | 7.9 mm      |
| Width (inches)           | 0.311 inch  | Net weight     | 11.99 g     |

### Temperatures

|                                  |                |                                  |                |
|----------------------------------|----------------|----------------------------------|----------------|
| Storage temperature              | -25 °C...55 °C | Ambient temperature              | -60 °C...85 °C |
| Continuous operating temp., min. | -60 °C         | Continuous operating temp., max. | 130 °C         |

### Environmental Product Compliance

|                          |                             |                  |  |
|--------------------------|-----------------------------|------------------|--|
| RoHS Compliance Status   | Compliant without exemption |                  |  |
| REACH SVHC               | No SVHC above 0.1 wt%       |                  |  |
| Product Carbon Footprint | Cradle to gate              | 0,117 kg CO2 eq. |  |

### Material data

|                           |       |        |       |
|---------------------------|-------|--------|-------|
| Basic material            | Wemid | Colour | green |
| UL 94 flammability rating | V-0   |        |       |

### Rating data IECEX/ATEX

|                                |                    |                                 |                    |
|--------------------------------|--------------------|---------------------------------|--------------------|
| Certificate No. (ATEX)         | DEMKO14ATEX1338U   | Certificate No. (IECEX)         | IECEXULD14.0005U   |
| Max. voltage (ATEX)            | 690 V              | Current (ATEX)                  | 41 A               |
| Wire cross section max. (ATEX) | 10 mm <sup>2</sup> | Max. voltage (IECEX)            | 690 V              |
| Current (IECEX)                | 41 A               | Wire cross section max. (IECEX) | 10 mm <sup>2</sup> |
| Marking EN 60079-7             | Ex eb II C Gb      | Ex 2014/34/EU label             | II 2 G D           |

### System specifications

|                      |   |                          |     |
|----------------------|---|--------------------------|-----|
| Version              | Screw connection, for screwable cross-connection, One end without connector | End cover plate required | Yes |
| Number of potentials | 1   | Number of levels         | 1   |

## WDU 6 GN

**Weidmüller Interface GmbH & Co. KG**

Klingenbergstraße 26  
D-32758 Detmold  
Germany

www.weidmueller.com

## Technical data

|                                     |       |                               |    |
|-------------------------------------|-------|-------------------------------|----|
| Number of clamping points per level | 2     | Number of potentials per tier | 1  |
| Levels cross-connected internally   | No    | PE connection                 | No |
| Mounting rail                       | TS 35 | N-function                    | No |
| PE function                         | No    | PEN function                  | No |

### 2 clampable conductors (H05V/H07V) with equal cross-section (rated connection)

|  |                     |  |                     |
|--|---------------------|--|---------------------|
| Wire connection cross section, finely stranded with wire-end ferrules DIN 46228/1, 2 clampable wires, max. | 2.5 mm <sup>2</sup> | Wire connection cross section, finely stranded with wire-end ferrules DIN 46228/1, 2 clampable wires, min. | 0.5 mm <sup>2</sup> |
| Wire cross-section, finely stranded, two clampable wires, max.   | 2.5 mm <sup>2</sup> | Wire connection cross section, finely stranded, two clampable wires, min.                                  | 0.5 mm <sup>2</sup> |

### Additional technical data

|                          |       |                             |         |
|--------------------------|-------|-----------------------------|---------|
| Open sides               | right | Number of similar terminals | 1       |
| Explosion-tested version | Yes   | Type of mounting            | Snap-on |

### CSA rating data

|                               |        |                       |                |
|-------------------------------|--------|-----------------------|----------------|
| Wire cross section max. (CSA) | 8 AWG  | Voltage size C (CSA)  | 600 V          |
| Current size C (CSA)          | 50 A   | Certificate No. (CSA) | 200039-1057876 |
| Wire cross section min. (CSA) | 22 AWG |                       |                |

### Conductors for clamping (additional connection)

Connection type, additional connection Screw connection

### Conductors for clamping (rated connection)

|   |                      |
|---|----------------------|
| Gauge to IEC 60947-1  | A5                   |
| Wire connection cross section AWG, max.   | AWG 8                |
| Connection direction  | on side              |
| Tightening torque, max.   | 1.6 Nm               |
| Tightening torque, min.   | 0.8 Nm               |
| Stripping length  | 12 mm                |
| Type of connection  | Screw connection     |
| Number of connections   | 2                    |
| Clamping range, max.  | 10 mm <sup>2</sup>   |
| Clamping range, min.  | 0.22 mm <sup>2</sup> |
| Clamping screw  | M 3.5                |
| Blade size  | 0.8 x 4.0 mm         |
| Wire connection cross section AWG, min.   | AWG 26               |
| Wire connection cross-section, finely stranded with wire-end ferrules DIN 46228/4, max. | 6 mm <sup>2</sup>    |
| Wire connection cross-section, finely stranded with wire-end ferrules DIN 46228/4, min. | 0.22 mm <sup>2</sup> |
| Wire connection cross-section, finely stranded with wire-end ferrules DIN 46228/1, max. | 6 mm <sup>2</sup>    |
| Wire connection cross-section, finely stranded with wire-end ferrules DIN 46228/1, min. | 0.22 mm <sup>2</sup> |
| Wire connection cross section, finely stranded, max.                                    | 10 mm <sup>2</sup>   |

## WDU 6 GN

**Weidmüller Interface GmbH & Co. KG**

Klingenbergstraße 26

D-32758 Detmold

Germany

www.weidmueller.com

## Technical data

|  |  |                          |                       |                  |
|--|--|--------------------------|-----------------------|------------------|
| Wire connection cross section, finely stranded, min. | 0.22 mm <sup>2</sup>                   |                          |                       |                  |
| Connection cross-section, stranded, max.             | 10 mm <sup>2</sup>                     |                          |                       |                  |
| Connection cross-section, stranded, min.             | 0.22 mm <sup>2</sup>                   |                          |                       |                  |
| Twin wire-end ferrules, max.                         | 4 mm <sup>2</sup>                      |                          |                       |                  |
| Twin wire-end ferrules, min.                         | 0.5 mm <sup>2</sup>                    |                          |                       |                  |
| Torque level with DMS electric screwdriver           | 3                                      |                          |                       |                  |
| Wire connection cross-section, solid core, max.      | 10 mm <sup>2</sup>                     |                          |                       |                  |
| Wire connection cross-section, solid core, min.      | 0.22 mm <sup>2</sup>                   |                          |                       |                  |
| Connection cross-section, finely stranded, min.      | 0.22 mm <sup>2</sup>                   |                          |                       |                  |
| Clampable conductor                                  | Connection specification               |                          | Screw connection      |                  |
|  | Cross-section for conductor connection | Type                     | solid, H05(07) V-U    |                  |
|  |  | min.                     | 0.5 mm <sup>2</sup>   |                  |
|  |  | max.                     | 10 mm <sup>2</sup>    |                  |
|  |  | nominal                  | 6 mm <sup>2</sup>     |                  |
|  | wire end ferrule                       | Stripping length         | min.                  | 12 mm            |
|  |  |                          | max.                  | 12 mm            |
|  |  |                          | nominal               | 12 mm            |
|  |  | Tightening torque        | min.                  | 0.8 Nm           |
|  |  |                          | max.                  | 1.6 Nm           |
|  |  | Connection specification |                       | Screw connection |
|  | Cross-section for conductor connection | Type                     | stranded, H07V-R      |                  |
|  |  | min.                     | 1.5 mm <sup>2</sup>   |                  |
|  |  | max.                     | 10 mm <sup>2</sup>    |                  |
|  |  | nominal                  | 6 mm <sup>2</sup>     |                  |
|  | wire end ferrule                       | Stripping length         | min.                  | 12 mm            |
|  |  |                          | max.                  | 12 mm            |
|  |  |                          | nominal               | 12 mm            |
|  |  | Tightening torque        | min.                  | 0.8 Nm           |
|  |  |                          | max.                  | 1.6 Nm           |
|  |  | Connection specification |                       | Screw connection |
|  | Cross-section for conductor connection | Type                     | flexible, H05(07) V-K |                  |
|  |  | min.                     | 0.5 mm <sup>2</sup>   |                  |
|  |  | max.                     | 10 mm <sup>2</sup>    |                  |
| nominal  |  | 6 mm <sup>2</sup>        |                       |                  |
| wire end ferrule                                     | Stripping length                       | min.                     | 12 mm                 |                  |
|  |  | max.                     | 12 mm                 |                  |
|  |  | nominal                  | 12 mm                 |                  |
|  | Tightening torque                      | min.                     | 0.8 Nm                |                  |
|  |  | max.                     | 1.6 Nm                |                  |

### Dimensions

TS 35 offset 32 mm

### General

|   |               |   |        |
|---|---------------|---|--------|
| Wire connection cross section AWG, max. | AWG 8         | Wire connection cross section AWG, min. | AWG 26 |
| Standards                               | IEC 60947-7-1 | Mounting rail                           | TS 35  |

## WDU 6 GN

**Weidmüller Interface GmbH & Co. KG**

Klingenbergstraße 26  
D-32758 Detmold  
Germany

[www.weidmueller.com](http://www.weidmueller.com)

## Technical data

### Rating data

|  |                   |                                 |               |
|--|-------------------|---------------------------------|---------------|
| Rated cross-section                          | 6 mm <sup>2</sup> | Rated voltage                   | 800 V         |
| Rated DC voltage                             | 800 V             | Nominal current                 | 41 A          |
| Current at maximum wires                     | 57 A              | Standards                       | IEC 60947-7-1 |
| Volume resistance according to IEC 60947-7-x | 0.78 mΩ           | Rated impulse withstand voltage | 8 kV          |
| Power loss in accordance with IEC 60947-7-x  | 1.31 W            | Pollution severity              | 3             |

### UL rating data

|   |        |   |        |
|---|--------|---|--------|
| Conductor size Factory wiring max. (UR) | 8 AWG  | Current size C (UR)                     | 50 A   |
| Voltage size C (UR)                     | 600 V  | Conductor size Factory wiring min. (UR) | 22 AWG |
| Certificate No. (UR)                    | E60693 | Conductor size Field wiring min. (UR)   | 22 AWG |
| Conductor size Field wiring max. (UR)   | 8 AWG  |   |        |

### Classifications

|             |             |             |             |
|-------------|-------------|-------------|-------------|
| ETIM 8.0    | EC000897    | ETIM 9.0    | EC000897    |
| ETIM 10.0   | EC000897    | ECLASS 14.0 | 27-25-01-01 |
| ECLASS 15.0 | 27-25-01-01 |             |             |

**Drawings**



## WDU 6 GN

**Weidmüller Interface GmbH & Co. KG**  
 Klingenbergstraße 26  
 D-32758 Detmold  
 Germany

www.weidmueller.com

## Accessories

### Cross-connections



The distribution or multiplication of a potential to adjoining terminal blocks is realized via a cross-connection. Additional wiring effort can be easily avoided. Even if the poles are broken out, contact reliability in the terminal blocks is still ensured. Our portfolio offers pluggable and screwable cross-connection systems for modular terminal blocks.

### General ordering data

|            |                            |  |
|------------|----------------------------|--|
| Type       | WQV 6/2                    | Version  |
| Order No.  | <a href="#">1052360000</a> | Cross-connector (terminal), when screwed in, yellow, 57 A, Number of |
| GTIN (EAN) | 4008190075866              | poles: 2, Pitch in mm (P): 8.00, Insulated: Yes, Width: 7.6 mm       |
| Qty.       | 50 ST                      |  |
| Type       | WQV 6/3                    | Version  |
| Order No.  | <a href="#">1054760000</a> | Cross-connector (terminal), when screwed in, yellow, 57 A, Number of |
| GTIN (EAN) | 4008190174163              | poles: 3, Pitch in mm (P): 8.00, Insulated: Yes, Width: 7.6 mm       |
| Qty.       | 50 ST                      |  |
| Type       | WQV 6/4                    | Version  |
| Order No.  | <a href="#">1054860000</a> | Cross-connector (terminal), when screwed in, yellow, 57 A, Number of |
| GTIN (EAN) | 4008190180799              | poles: 4, Pitch in mm (P): 8.00, Insulated: Yes, Width: 7.6 mm       |
| Qty.       | 50 ST                      |  |
| Type       | WQV 6/10                   | Version  |
| Order No.  | <a href="#">1052260000</a> | Cross-connector (terminal), when screwed in, yellow, 57 A, Number of |
| GTIN (EAN) | 4008190153977              | poles: 10, Pitch in mm (P): 8.00, Insulated: Yes, Width: 7.6 mm      |
| Qty.       | 20 ST                      |  |

### End plates and partition plates



Partition plates and end plates are essential accessories for terminal blocks. Partition plates provide optical and electrical separation of different potentials and functional groups, increasing safety and ensuring a clear structure inside the control cabinet. End plates close the terminal block row on the sides, protect against contact with live parts, and ensure a clean, stable finish. Both components are precisely matched to the respective Weidmüller terminal block series, contributing to safe, compliant, and professional wiring.

### General ordering data

|            |                            |  |
|------------|----------------------------|--|
| Type       | WAP 2.5-10                 | Version  |
| Order No.  | <a href="#">1050000000</a> | End plate for terminals, dark beige, Height: 56 mm, Width: 1.5 mm, |
| GTIN (EAN) | 4008190103149              | V-0, Wemid, Snap-on: No  |
| Qty.       | 50 ST                      |  |
| Type       | WAP 2.5-10 BL              | Version  |
| Order No.  | <a href="#">1050080000</a> | End plate for terminals, blue, Height: 56 mm, Width: 1.5 mm, V-0,  |
| GTIN (EAN) | 4008190136611              | Wemid, Snap-on: No   |
| Qty.       | 50 ST                      |  |

## WDU 6 GN

**Weidmüller Interface GmbH & Co. KG**  
 Klingenbergstraße 26  
 D-32758 Detmold  
 Germany

www.weidmueller.com

## Accessories

|            |                            |  |
|------------|----------------------------|--|
| Type       | WAP 16+35 WTW 2.5-10       | Version  |
| Order No.  | <a href="#">1050100000</a> | End and partition plate for terminals, dark beige, Height: 56 mm,      |
| GTIN (EAN) | 4008190079901              | Width: 1.5 mm, V-0, Wemid  |
| Qty.       | 20 ST                      |  |
| Type       | WAP 16+35 WTW 2.5-10 BL    | Version  |
| Order No.  | <a href="#">1050180000</a> | End and partition plate for terminals, blue, Height: 56 mm, Width: 1.5 |
| GTIN (EAN) | 4008190013899              | mm, V-0, Wemid   |
| Qty.       | 20 ST                      |  |

### End bracket



Weidmüller's range of products includes end brackets that guarantee a permanent, reliable mounting on the terminal rail and prevent sliding. Versions with and without screws are available. The end brackets include marking options, also for group markers, and also a test plug holder.

### General ordering data

|            |                            |  |
|------------|----------------------------|--|
| Type       | WEW 35/2                   | Version  |
| Order No.  | <a href="#">1061200000</a> | End bracket, dark beige, TS 35, HB, Wemid, Width: 8 mm, 100 °C |
| GTIN (EAN) | 4008190030230              |  |
| Qty.       | 50 ST                      |  |

### Testadapter and testsockets



Test adapters and test plugs are used for the electrical connection between terminal blocks and the test equipment. In this way, an electrical contact can be established in the wired state and measurements can be done easily.

### General ordering data

|            |                            |   |
|------------|----------------------------|---|
| Type       | WTA 3 WDU4                 | Version   |
| Order No.  | <a href="#">1632350000</a> | Test adapter (terminal), 1.5 mm <sup>2</sup> , 250 V, 6 A |
| GTIN (EAN) | 4008190209711              |   |
| Qty.       | 25 ST                      |   |

## WDU 6 GN

**Weidmüller Interface GmbH & Co. KG**

Klingenbergstraße 26  
D-32758 Detmold  
Germany

www.weidmueller.com

## Accessories

### Blank



The WAD connector marker is suitable for W-series terminals and for the WEW 35/2 and ZEW 35/2 end brackets. The markers are available as blank markers, with custom printing or standard print with lightning symbol. The WAD MultiCard markers are suitable for labelling with PrintJet CONNECT printers. For custom printing: Please send us a file of our labeling software M-Print PRO or M-Print PRO Online (without installation) for your labeling specifications.

### General ordering data

|            |                            |  |
|------------|----------------------------|--|
| Type       | WAD 8 MC NE WS             | Version  |
| Order No.  | <a href="#">1112940000</a> | Group markers, Cover, 33.3 x 8 mm, Pitch in mm (P): 8.00 WDU 4,    |
| GTIN (EAN) | 4032248891825              | WEW 35/2, ZEW 35/2, white  |
| Qty.       | 48 ST                      |  |
| Type       | WAD 8 MC NE GE             | Version  |
| Order No.  | <a href="#">1112950000</a> | Group markers, Cover, 33.3 x 8 mm, Pitch in mm (P): 8.00 WDU 4,    |
| GTIN (EAN) | 4032248891696              | WEW 35/2, ZEW 35/2, yellow   |
| Qty.       | 48 ST                      |  |
| Type       | DEK 5/8 MC NE WS           | Version  |
| Order No.  | <a href="#">1856740000</a> | Dekafix, Terminal marker, 5 x 8 mm, Pitch in mm (P): 8.00          |
| GTIN (EAN) | 4032248400850              | Weidmueller, white   |
| Qty.       | 800 ST                     |  |
| Type       | WS 12/8 PLUS MC NE WS      | Version  |
| Order No.  | <a href="#">1906000000</a> | WS, Terminal marker, 12 x 8 mm, Pitch in mm (P): 8.00 Weidmueller, |
| GTIN (EAN) | 4032248528158              | white  |
| Qty.       | 420 ST                     |  |

### SchT group marker carrier



The SchT 5 S group tag carriers are clipped directly onto the TS 32 mounting rail (G-rail) or the TS 35 mounting rail (top-hat rail). It is therefore possible to label the terminal strip irrespective of the terminal and the type of terminal. SchT 5 and SchT 5 S are fitted with ESO 5, STR 5 protective strips.

The SchT 7 is a hinged group tag carrier for inlay tags which enables easy access to the clamping screw. The SchT 7 is fitted with ESO 7, STR 7 protective strips or DEK 5.

Inlay tags and protective strips can be found under "Accessories".

### General ordering data

|            |                            |   |
|------------|----------------------------|---|
| Type       | SCHT 7                     | Version   |
| Order No.  | <a href="#">0517960000</a> | SCHT, Terminal marker, 39.3 x 8 mm, Pitch in mm (P): 7.00 |
| GTIN (EAN) | 4008190001742              | Weidmueller, white  |
| Qty.       | 20 ST                      |   |

## WDU 6 GN

**Weidmüller Interface GmbH & Co. KG**  
 Klingenbergstraße 26  
 D-32758 Detmold  
 Germany

www.weidmueller.com

## Accessories

### ZGB pivotable group tag holder



The ZGB 15 is a hinged group tag carrier. The tag carrier can hold the dekafix 5, WS 12/5 terminal markers or the inlay tag ESO 15.

The ZGB 30 is a hinged group tag carrier. The tag carrier can hold the dekafix 5, WS 12/5 terminal markers or the inlay tag ESO 7.

Inlay tags and protective strips can be found under "Accessories".

#### General ordering data

|            |                            |   |  |
|------------|----------------------------|---|--|
| Type       | ZGB 15                     | Version   |  |
| Order No.  | <a href="#">1636530000</a> | Terminal markers, Terminal marker, 15 x 7 mm, Pitch in mm (P): 5.00 |  |
| GTIN (EAN) | 4008190297053              | Weidmueller, white  |  |
| Qty.       | 20 ST                      |   |  |
| Type       | ZGB 30                     | Version   |  |
| Order No.  | <a href="#">1611930000</a> | Terminal markers, Terminal marker, 32 x 7 mm, Pitch in mm (P): 5.00 |  |
| GTIN (EAN) | 4008190002251              | Weidmueller, white  |  |
| Qty.       | 20 ST                      |   |  |

### Shield clamping saddle



With our wide range of KLBÜ shield connections, you can achieve flexible and self-adjusting shield contacting and ensure error-free plant operation.

#### General ordering data

|            |                            |                      |  |
|------------|----------------------------|----------------------|--|
| Type       | LS 2.8 WDU2.5-10           | Version              |  |
| Order No.  | <a href="#">1056400000</a> | W-Series, Shield bus |  |
| GTIN (EAN) | 4008190036454              |                      |  |
| Qty.       | 100 ST                     |                      |  |

### End plates and partition plates



Partition plates and end plates are essential accessories for terminal blocks. Partition plates provide optical and electrical separation of different potentials and functional groups, increasing safety and ensuring a clear structure inside the control cabinet. End plates close the terminal block row on the sides, protect against contact with live parts, and ensure a clean, stable finish. Both components are precisely matched to the respective Weidmüller terminal block series, contributing to safe, compliant, and professional wiring.

## WDU 6 GN

**Weidmüller Interface GmbH & Co. KG**  
 Klingenbergstraße 26  
 D-32758 Detmold  
 Germany

www.weidmueller.com

## Accessories

### General ordering data

|            |                            |   |
|------------|----------------------------|---|
| Type       | WTW EN                     | Version   |
| Order No.  | <a href="#">1058800000</a> | Partition plate (terminal), dark beige, Height: 86 mm, Width: 3 mm, |
| GTIN (EAN) | 4008190140175              | V-0, Wemid  |
| Qty.       | 20 ST                      |   |

### Testadapter and testsockets



Test adapters and test plugs are used for the electrical connection between terminal blocks and the test equipment. In this way, an electrical contact can be established in the wired state and measurements can be done easily.

### General ordering data

|            |                            |  |
|------------|----------------------------|--|
| Type       | STB 8.5/5/2.3/M3 SAK2.5    | Version  |
| Order No.  | <a href="#">0280600000</a> | Accessories, Socket  |
| GTIN (EAN) | 4008190023188              |  |
| Qty.       | 50 ST                      |  |
| Type       | STB 21.6/IH/BL WTL6/3      | Version  |
| Order No.  | <a href="#">1071080000</a> | Socket (terminal), Plug-in depth: 11.1 mm, 0.00 mm, Depth: 26.6 mm |
| GTIN (EAN) | 4008190043957              |  |
| Qty.       | 50 ST                      |  |
| Type       | STB 21.6/IH/DB WTL6/3      | Version  |
| Order No.  | <a href="#">1071000000</a> | Socket (terminal), Plug-in depth: 11.1 mm, 0.00 mm, Depth: 26.6 mm |
| GTIN (EAN) | 4008190259204              |  |
| Qty.       | 50 ST                      |  |

### Accessorie



Current and voltage transformer wiring  
 Our test disconnect terminal blocks featuring spring and screw connection technology allow you to create all the important converter circuits for measuring current, voltage and power in a safe and sophisticated way.

### General ordering data

|            |                            |  |
|------------|----------------------------|--|
| Type       | STB 21.6/IH/GE WTL6/3      | Version  |
| Order No.  | <a href="#">1071010000</a> | Socket (terminal), Plug-in depth: 11.1 mm, 0.00 mm, Depth: 26.6 mm |
| GTIN (EAN) | 4008190259211              |  |
| Qty.       | 50 ST                      |  |
| Type       | STB 21.6/IH/GN WTL6/3      | Version  |
| Order No.  | <a href="#">1071020000</a> | Socket (terminal), Plug-in depth: 11.1 mm, 0.00 mm, Depth: 26.6 mm |
| GTIN (EAN) | 4008190259228              |  |
| Qty.       | 50 ST                      |  |

**WDU 6 GN**

**Weidmüller Interface GmbH & Co. KG**  
 Klingenbergstraße 26  
 D-32758 Detmold  
 Germany

www.weidmueller.com

**Accessories**

**Testadapter and testsockets**



Test adapters and test plugs are used for the electrical connection between terminal blocks and the test equipment. In this way, an electrical contact can be established in the wired state and measurements can be done easily.

**General ordering data**

|            |                            |  |
|------------|----------------------------|--|
| Type       | STB 21.6/IH/RT WTL6/3      | Version  |
| Order No.  | <a href="#">1778990000</a> | Socket (terminal), Plug-in depth: 11.1 mm, 0.00 mm, Depth: 26.6 mm |
| GTIN (EAN) | 4032248 169665             |  |
| Qty.       | 50 ST                      |  |

|            |                            |  |
|------------|----------------------------|--|
| Type       | STB 21.6/IH/SW WTL6/3      | Version  |
| Order No.  | <a href="#">1071040000</a> | Socket (terminal), Plug-in depth: 11.1 mm, 0.00 mm, Depth: 26.6 mm |
| GTIN (EAN) | 4008190859985              |  |
| Qty.       | 50 ST                      |  |

**Accessorie**



**Current and voltage transformer wiring**  
 Our test disconnect terminal blocks featuring spring and screw connection technology allow you to create all the important converter circuits for measuring current, voltage and power in a safe and sophisticated way.

**General ordering data**

|            |                            |  |
|------------|----------------------------|--|
| Type       | STB 21.6/IH/VI WTL6/3      | Version  |
| Order No.  | <a href="#">1071030000</a> | Socket (terminal), Plug-in depth: 11.1 mm, 0.00 mm, Depth: 26.6 mm |
| GTIN (EAN) | 4008190259235              |  |
| Qty.       | 50 ST                      |  |

|            |                            |   |
|------------|----------------------------|---|
| Type       | STB 21.6/IH/WS WTL6/3      | Version                                   |
| Order No.  | <a href="#">1312520000</a> | Socket (terminal), Plug-in depth: 11.1 mm |
| GTIN (EAN) | 4050118121704              |   |
| Qty.       | 50 ST                      |   |

## WDU 6 GN


**Weidmüller Interface GmbH & Co. KG**

Klingenbergstraße 26  
D-32758 Detmold  
Germany

www.weidmueller.com

## Accessories

### Marker holder



The marker holder offer the possibility of additional mounting of standard markers with a pitch of 5 or 5.1 mm. The angled holders can be optionally snapped together and could be mounted in all standard marking channels of the Klippon® Connect modular terminal blocks. Fitting marker types could be found under the respective accessories of the designation marking holder.

#### General ordering data

|            |                            |                            |  |
|------------|----------------------------|----------------------------|--|
| Type       | BZT 1 WS 10/5              | Version                    |  |
| Order No.  | <a href="#">1805490000</a> | Accessories, Marker holder |  |
| GTIN (EAN) | 4032248270231              |                            |  |
| Qty.       | 100 ST                     |                            |  |
| Type       | BZT 1 ZA WS 10/5           | Version                    |  |
| Order No.  | <a href="#">1805520000</a> | Accessories, Marker holder |  |
| GTIN (EAN) | 4032248270248              |                            |  |
| Qty.       | 100 ST                     |                            |  |

### DEK 5/8



#### WS/ DEK

MultiMark terminal markers use an innovative composite material made from two components. The hard base contour of the marker snaps securely into the connector. The elastic surface finish makes the marker easy to mount. This specially punched material enables the strips to be stretched to accommodate the slight variations in spacing that tend to add up, especially with long terminal blocks. Another advantage: the excellent printability of the surface material guarantees durable and wear-resistant labelling. A print resolution of 300 dpi also produces a very legible script.

Your benefits with MultiMark

- Firm hold and durable printing
- Continuous strips save installation time
- Easy mounting thanks to an innovative composite material
- Large label field for optimal legibility
- High flexibility thanks to manufacturer independence

#### General ordering data

|            |                            |  |  |
|------------|----------------------------|--|--|
| Type       | DEK 5/8 MM WS              | Version  |  |
| Order No.  | <a href="#">2007130000</a> | Dekafix, Terminal marker, 5 x 8 mm, Weidmueller, white |  |
| GTIN (EAN) | 4050118392012              |  |  |
| Qty.       | 500 ST                     |  |  |

## WDU 6 GN

**Weidmüller Interface GmbH & Co. KG**

Klingenbergstraße 26


D-32758 Detmold

Germany

[www.weidmueller.com](http://www.weidmueller.com)

## Accessories

### Cross connector



The distribution or multiplication of a potential to adjoining terminal blocks is realized via a cross-connection. Additional wiring effort can be easily avoided. Even if the poles are broken out, contact reliability in the terminal blocks is still ensured. Our portfolio offers pluggable and screwable cross-connection systems for modular terminal blocks.

### General ordering data

|            |                            |  |  |
|------------|----------------------------|--|--|
| Type       | WQV 35-4/6                 | Version  |  |
| Order No.  | <a href="#">1064200000</a> | Cross-connector (terminal), when screwed in, yellow, 41 A, Number of |  |
| GTIN (EAN) | 4008190072919              | poles: 2, Pitch in mm (P): 16.00, Insulated: Yes, Width: 13 mm       |  |
| Qty.       | 10 ST                      |  |  |

### End plates and partition plates



Partition plates and end plates are essential accessories for terminal blocks. Partition plates provide optical and electrical separation of different potentials and functional groups, increasing safety and ensuring a clear structure inside the control cabinet. End plates close the terminal block row on the sides, protect against contact with live parts, and ensure a clean, stable finish. Both components are precisely matched to the respective Weidmüller terminal block series, contributing to safe, compliant, and professional wiring.

### General ordering data

|            |                            |   |  |
|------------|----------------------------|---|--|
| Type       | WAP 2.5-10/0.5MM           | Version   |  |
| Order No.  | <a href="#">1966380000</a> | End plate for terminals, dark beige, Height: 54.5 mm, Width: 0.35 |  |
| GTIN (EAN) | 4032248688616              | mm, V-0, Wemid, Snap-on: Yes                                      |  |
| Qty.       | 50 ST                      |   |  |