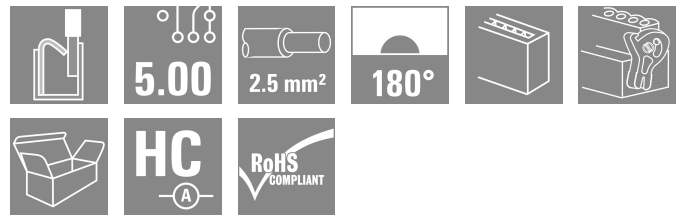



## BLF 5.00HC/16/180LR SN OR BX

**Weidmüller Interface GmbH & Co. KG**  
 Klingenbergstraße 26  
 D-32758 Detmold  
 Germany

www.weidmueller.com

### Product image



Just as reliable as the millionfold proven original and featuring innovative details:

The BLF 5.00HC PUSH IN version of the BLZ 5.00HC female connector features a new connection system and a more compact design. Weidmüller's innovative PUSH IN spring connection system stands for the future of easy and tool-free wire connection. HC = High Current. In terms of versatility, the BLF 5.00HC offers just as much as the older versions:

- 3 tested-and-proven wire outlet directions provide the usual flexibility for application-specific design
- 4 flange variations and the patented release latch allow the locking concept to be based on the requirements of the user

### General ordering data

|              |   |
|--------------|---|
| Version      | PCB plug-in connector, female plug, 5.00 mm, Number of poles: 16, 180°, PUSH IN with actuator, Clamping range, max. : 3.31 mm², Box |
| Order No.    | <a href="#">1016490000</a>  |
| Type         | BLF 5.00HC/16/180LR SN OR BX  |
| GTIN (EAN)   | 4032248725649   |
| Qty.         | 18 items  |
| Product data | IEC: 400 V / 23 A / 0.2 - 2.5 mm²<br>UL: 300 V / 18.5 A / AWG 26 - AWG 12   |
| Packaging    | Box   |

## BLF 5.00HC/16/180LR SN OR BX

Weidmüller Interface GmbH & Co. KG  
Klingenbergstraße 26  
D-32758 Detmold  
Germany

www.weidmueller.com

## Technical data

## Approvals

Approvals



|                         |                            |
|-------------------------|----------------------------|
| ROHS                    | Conform                    |
| UL File Number Search   | <a href="#">UL Website</a> |
| Certificate No. (cURus) | E60693                     |

## Dimensions and weights

|            |         |                 |             |
|------------|---------|-----------------|-------------|
| Depth      | 29.6 mm | Depth (inches)  | 1.1654 inch |
| Height     | 15.1 mm | Height (inches) | 0.5945 inch |
| Width      | 89.8 mm | Width (inches)  | 3.5354 inch |
| Net weight | 29.11 g |                 |             |

## Environmental Product Compliance

|                          |                             |                  |  |
|--------------------------|-----------------------------|------------------|--|
| RoHS Compliance Status   | Compliant without exemption |                  |  |
| REACH SVHC               | No SVHC above 0.1 wt%       |                  |  |
| Product Carbon Footprint | Cradle to gate              | 2,223 kg CO2 eq. |  |

## System Parameters

|  |                                     |  |                              |
|--|-------------------------------------|--|------------------------------|
| Product family                               | OMNIMATE Signal - series BL/SL 5.00 | Type of connection                         | Field connection             |
| Wire connection method                       | PUSH IN with actuator               | Pitch in mm (P)                            | 5.00 mm                      |
| Pitch in inches (P)                          | 0.197 "                             | Conductor outlet direction                 | 180°                         |
| Number of poles                              | 16                                  | L1 in mm                                   | 75.00 mm                     |
| L1 in inches                                 | 2.955 "                             | Number of rows                             | 1                            |
| Pin series quantity                          | 1                                   | Rated cross-section                        | 2.5 mm <sup>2</sup>          |
| Touch-safe protection acc. to DIN VDE 57 106 | Safe from back-of-hand touch        | Touch-safe protection acc. to DIN VDE 0470 | IP20 plugged/ IP10 unplugged |
| Protection degree                            | IP20                                | Volume resistance                          | ≤5 mΩ                        |
| Can be coded                                 | Yes                                 | Stripping length                           | 10 mm                        |
| Screwdriver blade                            | 0.6 x 3.5                           | Screwdriver blade standard                 | DIN 5264                     |
| Plugging cycles                              | 25                                  | Plugging force/pole, max.                  | 7 N                          |
| Pulling force/pole, max.                     | 5.5 N                               |  |                              |

## Material data

|                                       |                            |                                       |          |
|---------------------------------------|----------------------------|---------------------------------------|----------|
| Insulating material                   | PBT                        | Colour                                | orange   |
| Colour of operational elements        | black                      | Colour chart (similar)                | RAL 2000 |
| Insulating material group             | IIIa                       | Comparative Tracking Index (CTI)      | ≥ 200    |
| Moisture Level (MSL)                  |                            | UL 94 flammability rating             | V-0      |
| Contact material                      | Cu-alloy                   | Contact surface                       | tinned   |
| Layer structure of plug contact       | 4...8 μm Sn hot-dip tinned | Storage temperature, min.             | -40 °C   |
| Storage temperature, max.             | 70 °C                      | Operating temperature, min.           | -50 °C   |
| Operating temperature, max.           | 100 °C                     | Temperature range, installation, min. | -30 °C   |
| Temperature range, installation, max. | 100 °C                     |                                       |          |

## Conductors suitable for connection

|                      |                      |
|----------------------|----------------------|
| Clamping range, min. | 0.13 mm <sup>2</sup> |
| Clamping range, max. | 3.31 mm <sup>2</sup> |

## BLF 5.00HC/16/180LR SN OR BX

**Weidmüller Interface GmbH & Co. KG**  
 Klingenbergstraße 26  
 D-32758 Detmold  
 Germany

www.weidmueller.com

## Technical data

|   |  |                              |                            |       |
|---|--|------------------------------|----------------------------|-------|
| Wire connection cross section AWG, min.         | AWG 26                                 |                              |                            |       |
| Wire connection cross section AWG, max.         | AWG 12                                 |                              |                            |       |
| Solid, min. H05(07) V-U                         | 0.2 mm <sup>2</sup>                    |                              |                            |       |
| Solid, max. H05(07) V-U                         | 2.5 mm <sup>2</sup>                    |                              |                            |       |
| Flexible, min. H05(07) V-K                      | 0.2 mm <sup>2</sup>                    |                              |                            |       |
| Flexible, max. H05(07) V-K                      | 2.5 mm <sup>2</sup>                    |                              |                            |       |
| w. plastic collar ferrule, DIN 46228 pt 4, max. | 2.5 mm <sup>2</sup>                    |                              |                            |       |
| w. wire end ferrule, DIN 46228 pt 1, min.       | 0.25 mm <sup>2</sup>                   |                              |                            |       |
| w. wire end ferrule, DIN 46228 pt 1, max.       | 2.5 mm <sup>2</sup>                    |                              |                            |       |
| Plug gauge in accordance with EN 60999 a x b; ø | 2.8 mm x 2.0 mm                        |                              |                            |       |
| Clampable conductor                             | Cross-section for conductor connection | Type                         | fine-wired                 |       |
|   |  | nominal                      | 0.5 mm <sup>2</sup>        |       |
|   | wire end ferrule                       | Stripping length             | nominal                    | 12 mm |
|   |  | Recommended wire-end ferrule | <a href="#">H0.5/16 OR</a> |       |
|   |  | Stripping length             | nominal                    | 10 mm |
|   |  | Recommended wire-end ferrule | <a href="#">H0.5/10</a>    |       |
|   | Cross-section for conductor connection | Type                         | fine-wired                 |       |
|   |  | nominal                      | 0.75 mm <sup>2</sup>       |       |
|   | wire end ferrule                       | Stripping length             | nominal                    | 12 mm |
|   |  | Recommended wire-end ferrule | <a href="#">H0.75/16 W</a> |       |
|   |  | Stripping length             | nominal                    | 10 mm |
|   |  | Recommended wire-end ferrule | <a href="#">H0.75/10</a>   |       |
|   | Cross-section for conductor connection | Type                         | fine-wired                 |       |
|   |  | nominal                      | 1 mm <sup>2</sup>          |       |
|   | wire end ferrule                       | Stripping length             | nominal                    | 12 mm |
|   |  | Recommended wire-end ferrule | <a href="#">H1.0/16D R</a> |       |
|   |  | Stripping length             | nominal                    | 10 mm |
|   |  | Recommended wire-end ferrule | <a href="#">H1.0/10</a>    |       |
|   | Cross-section for conductor connection | Type                         | fine-wired                 |       |
|   |  | nominal                      | 1.5 mm <sup>2</sup>        |       |
|   | wire end ferrule                       | Stripping length             | nominal                    | 10 mm |
|   |  | Recommended wire-end ferrule | <a href="#">H1.5/10</a>    |       |
|   |  | Stripping length             | nominal                    | 12 mm |
|   |  | Recommended wire-end ferrule | <a href="#">H1.5/16 R</a>  |       |
| Cross-section for conductor connection          | Type                                   | fine-wired                   |                            |       |
|   | nominal                                | 2.5 mm <sup>2</sup>          |                            |       |
| wire end ferrule                                | Stripping length                       | nominal                      | 10 mm                      |       |
|   | Recommended wire-end ferrule           | <a href="#">H2.5/10</a>      |                            |       |

Reference text The outside diameter of the plastic collar should not be larger than the pitch (P). Length of ferrules is to be chosen depending on the product and the rated voltage.

**BLF 5.00HC/16/180LR SN OR BX**

**Weidmüller Interface GmbH & Co. KG**  
 Klingenbergstraße 26  
 D-32758 Detmold  
 Germany

www.weidmueller.com

**Technical data**

**Rated data acc. to IEC**

|   |                        |   |                   |
|---|------------------------|---|-------------------|
| tested acc. to standard   | IEC 60664-1, IEC 61984 | Rated current, min. number of poles (Tu=20°C)                         | 23 A              |
| Rated current, max. number of poles (Tu=20°C)                             | 18 A                   | Rated current, min. number of poles (Tu=40°C)                         | 21 A              |
| Rated current, max. number of poles (Tu=40°C)                             | 16 A                   | Rated voltage for surge voltage class / pollution degree II/2         | 400 V             |
| Rated voltage for surge voltage class / pollution degree III/2            | 320 V                  | Rated voltage for surge voltage class / pollution degree III/3        | 250 V             |
| Rated impulse voltage for surge voltage class/ pollution degree II/2      | 4 kV                   | Rated impulse voltage for surge voltage class/ pollution degree III/2 | 4 kV              |
| Rated impulse voltage for surge voltage class/ contamination degree III/3 | 4 kV                   | Short-time withstand current resistance                               | 3 x 1s with 120 A |

**Rated data acc. to CSA**

|                                   |  |                                   |                |
|-----------------------------------|--|-----------------------------------|----------------|
| Institute (CSA)                   | CSA  | Certificate No. (CSA)             | 200039-1121690 |
| Rated voltage (Use group B / CSA) | 300 V  | Rated voltage (Use group D / CSA) | 300 V          |
| Rated current (Use group B / CSA) | 10 A   | Rated current (Use group D / CSA) | 10 A           |
| Wire cross-section, AWG, min.     | AWG 12   | Wire cross-section, AWG, max.     | AWG 26         |
| Reference to approval values      | Specifications are maximum values, details - see approval certificate. |                                   |                |

**Rated data acc. to UL 1059**

|                                       |  |                                       |        |
|---------------------------------------|--|---------------------------------------|--------|
| Institute (cURus)                     | CURUS  | Certificate No. (cURus)               | E60693 |
| Rated voltage (Use group B / UL 1059) | 300 V  | Rated voltage (Use group D / UL 1059) | 300 V  |
| Rated current (Use group B / UL 1059) | 18.5 A   | Rated current (Use group D / UL 1059) | 10 A   |
| Wire cross-section, AWG, min.         | AWG 26   | Wire cross-section, AWG, max.         | AWG 12 |
| Reference to approval values          | Specifications are maximum values, details - see approval certificate. |                                       |        |

**Packing**

|           |           |            |           |
|-----------|-----------|------------|-----------|
| Packaging | Box       | VPE length | 351.00 mm |
| VPE width | 135.00 mm | VPE height | 36.00 mm  |

**Type tests**

|  |                |  |                           |
|--|----------------|--|---------------------------|
| Test: Durability of markings                 | Standard       | IEC 61984 section 6.2 and 7.3.2 / 10.08 taking pattern from IEC 60068-2-70 / 12.95 |                           |
|  | Test           | mark of origin, type identification, pitch, type of material, date clock           |                           |
|  | Evaluation     | available  |                           |
|  | Test           | durability   |                           |
| Test: Misengagement (Non-interchangeability) | Standard       | IEC 61984 section 6.3 and 6.9.1 / 10.08, IEC 60512-13-5 / 02.06                    |                           |
|  | Test           | 180° turned with coding elements   |                           |
|  | Evaluation     | passed   |                           |
|  | Test           | visual examination   |                           |
| Test: Clampable cross section                | Evaluation     | passed   |                           |
|  | Standard       | IEC 60999-1 section 7 and 9.1 / 11.99, IEC 60947-1 section 8.2.4.5.1 / 06.07       |                           |
|  | Conductor type | Type of conductor  | solid 0.2 mm <sup>2</sup> |
|  |                | and conductor cross-section  |                           |

**BLF 5.00HC/16/180LR SN OR BX**

**Weidmüller Interface GmbH & Co. KG**  
 Klingenbergstraße 26  
 D-32758 Detmold  
 Germany

www.weidmueller.com

**Technical data**

|   |                |   |                              |
|---|----------------|---|------------------------------|
|   |                | Type of conductor and conductor cross-section | stranded 0.2 mm <sup>2</sup> |
|   |                | Type of conductor and conductor cross-section | solid 2.5 mm <sup>2</sup>    |
|   |                | Type of conductor and conductor cross-section | stranded 2.5 mm <sup>2</sup> |
|   |                | Type of conductor and conductor cross-section | AWG 26/1                     |
|   |                | Type of conductor and conductor cross-section | AWG 26/19                    |
|   |                | Type of conductor and conductor cross-section | AWG 14/1                     |
|   |                | Type of conductor and conductor cross-section | AWG 14/19                    |
|   | Evaluation     | passed  |                              |
|   | Standard       | IEC 60999-1 section 9.4 / 11.99               |                              |
|   | Requirement    | 0.2 kg  |                              |
|   | Conductor type | Type of conductor and conductor cross-section | AWG 26/1                     |
|   |                | Type of conductor and conductor cross-section | AWG 26/19                    |
|   | Evaluation     | passed  |                              |
|   | Requirement    | 0.3 kg  |                              |
|   | Conductor type | Type of conductor and conductor cross-section | H05V-U0.5                    |
|   |                | Type of conductor and conductor cross-section | H05V-K0.5                    |
|   | Evaluation     | passed  |                              |
|   | Requirement    | 0.7 kg  |                              |
|   | Conductor type | Type of conductor and conductor cross-section | H07V-U2.5                    |
|   |                | Type of conductor and conductor cross-section | H07V-K2.5                    |
|   |                | Type of conductor and conductor cross-section | AWG 14/1                     |
|   |                | Type of conductor and conductor cross-section | AWG 14/19                    |
|   | Evaluation     | passed  |                              |
|   | Standard       | IEC 60999-1 section 9.5 / 11.99               |                              |
|   | Requirement    | ≥10 N   |                              |
|   | Conductor type | Type of conductor and conductor cross-section | AWG 26/1                     |
|   |                | Type of conductor and conductor cross-section | AWG 26/19                    |
|   | Evaluation     | passed  |                              |
|   | Requirement    | ≥20 N   |                              |
| Test for damage to and accidental loosening of conductors |                |   |                              |
| Pull-out test   |                |   |                              |

**BLF 5.00HC/16/180LR SN OR BX**

**Weidmüller Interface GmbH & Co. KG**  
 Klängenbergstraße 26  
 D-32758 Detmold  
 Germany

www.weidmueller.com

**Technical data**

|                |   |           |
|----------------|---|-----------|
| Conductor type | Type of conductor and conductor cross-section | H05V-U0.5 |
|                | Type of conductor and conductor cross-section | H05V-K0.5 |
| Evaluation     | passed  |           |
| Requirement    | ≥50 N   |           |
| Conductor type | Type of conductor and conductor cross-section | H07V-U2.5 |
|                | Type of conductor and conductor cross-section | H07V-K2.5 |
|                | Type of conductor and conductor cross-section | AWG 14/1  |
|                | Type of conductor and conductor cross-section | AWG 14/19 |
| Evaluation     | passed  |           |

**Important note**

**IPC conformity** Conformity: The products are developed, manufactured and delivered according international recognized standards and norms and comply with the assured properties in the data sheet resp. fulfill decorative properties in accordance with IPC-A-610 "Class 2". Further claims on the products can be evaluated on request.

- Notes**
- Additional variants on request
  - Gold-plated contact surfaces on request
  - Rated current related to rated cross-section & min. No. of poles.
  - Wire end ferrule without plastic collar to DIN 46228/1
  - Wire end ferrule with plastic collar to DIN 46228/4
  - P on drawing = pitch
  - Crimping shape "A" for wire end ferrules with PZ 6/5 crimping tool recommended.
  - The test point can only be used as potential-pickup point.
  - In accordance with IEC 61984, OMNIMATE-connectors are connectors without breaking capacity (COC). During designated use, connectors are not allowed to be engaged or disengaged when live or under load
  - Long term storage of the product with average temperature of 50 °C and maximum humidity 70%, 36 months

**Classifications**

|             |             |             |             |
|-------------|-------------|-------------|-------------|
| ETIM 8.0    | EC002638    | ETIM 9.0    | EC002638    |
| ETIM 10.0   | EC002638    | ECLASS 14.0 | 27-46-02-02 |
| ECLASS 15.0 | 27-46-02-02 |             |             |


**BLF 5.00HC/16/180LR SN OR BX**

**Weidmüller Interface GmbH & Co. KG**  
 Klingenbergstraße 26  
 D-32758 Detmold  
 Germany

www.weidmueller.com

Drawings

Product image



Dimensional drawing



Graph



Graph



Uncompromising functionality High vibration resistance

Product benefits



Uncompromising functionality High vibration resistance

Product benefits



Solid PUSH IN contact Safe and durable

**Drawings**

**Product benefits**



Cost-effective wiring Quick and intuitive operation

**Product benefits**



Wide clamping range Tool-free wire connection