

BLDF 5.08/07/180LR SN BK BX

Weidmüller Interface GmbH & Co. KG

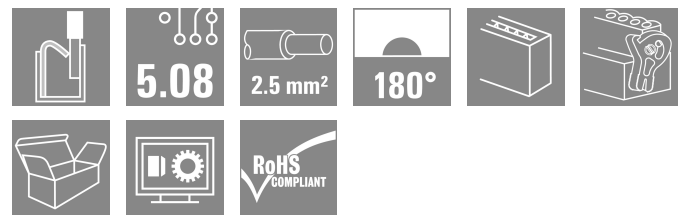
Klingenbergstraße 26

D-32758 Detmold

Germany

www.weidmueller.com

Product image



The powerful daisy-chain solution for high-performance signal bus applications is also suitable for 400V auxiliary power chains with 18.5 A current-carrying capacity. The large clamping capacity (up to 2.5mm² wire cross-sections) is particularly beneficial for long bus cables or high currents because of the low voltage drop.

Four flange variations, including the patented release latch, so you can design the interlock based on the requirements of the user.

General ordering data

Version	PCB plug-in connector, female plug, 5.08 mm, Number of poles: 7, 180°, PUSH IN with actuator, Clamping range, max. : 3.31 mm ² , Box
Order No.	1001060000
Type	BLDF 5.08/07/180LR SN BK BX
GTIN (EAN)	4032248817733
Qty.	24 items
Product data	IEC: 400 V / 20.8 A / 0.2 - 2.5 mm ² UL: 300 V / 18.5 A / AWG 12 - AWG 26
Packaging	Box

BLDF 5.08/07/180LR SN BK BX

Weidmüller Interface GmbH & Co. KG
Klingenbergstraße 26
D-32758 Detmold
Germany

www.weidmueller.com

Technical data

Approvals

Approvals



ROHS	Conform
UL File Number Search	UL Website
Certificate No. (cURus)	E60693

Dimensions and weights

Depth	29.6 mm	Depth (inches)	1.1654 inch
Height	24.7 mm	Height (inches)	0.9724 inch
Width	45.36 mm	Width (inches)	1.7858 inch
Net weight	22.34 g		

Environmental Product Compliance

RoHS Compliance Status	Compliant without exemption
REACH SVHC	No SVHC above 0.1 wt%

System Parameters

Product family	OMNIMATE Signal - series BL/SL 5.08	Type of connection	Field connection
Wire connection method	PUSH IN with actuator	Pitch in mm (P)	5.08 mm
Pitch in inches (P)	0.200 "	Conductor outlet direction	180°
Number of poles	7	L1 in mm	30.48 mm
L1 in inches	1.200 "	Number of rows	1
Pin series quantity	1	Rated cross-section	2.5 mm ²
Touch-safe protection acc. to DIN VDE 57 106	Safe from finger touch	Touch-safe protection acc. to DIN VDE 0470	IP20 plugged/ IP10 unplugged
Protection degree	IP20	Volume resistance	≤5 mΩ
Can be coded	Yes	Stripping length	10 mm
Screwdriver blade	0.6 x 3.5	Screwdriver blade standard	DIN 5264
Plugging cycles	25	Plugging force/pole, max.	9.5 N
Pulling force/pole, max.	7.5 N		

Material data

Insulating material	PBT	Colour	black
Colour of operational elements	orange	Colour chart (similar)	RAL 9011
Insulating material group	IIIa	Comparative Tracking Index (CTI)	≥ 200
Moisture Level (MSL)		UL 94 flammability rating	V-0
Contact material	Cu-alloy	Contact surface	tinned
Layer structure of plug contact	4...8 μm Sn hot-dip tinned	Storage temperature, min.	-40 °C
Storage temperature, max.	70 °C	Operating temperature, min.	-50 °C
Operating temperature, max.	100 °C	Temperature range, installation, min.	-30 °C
Temperature range, installation, max.	100 °C		

Conductors suitable for connection

Clamping range, min.	0.13 mm ²
Clamping range, max.	3.31 mm ²
Wire connection cross section AWG, min.	AWG 26

BLDF 5.08/07/180LR SN BK BX

Weidmüller Interface GmbH & Co. KG
 Klingenbergstraße 26
 D-32758 Detmold
 Germany

www.weidmueller.com

Technical data

Wire connection cross section AWG, max.	AWG 12
Solid, min. H05(07) V-U	0.2 mm ²
Solid, max. H05(07) V-U	2.5 mm ²
Flexible, min. H05(07) V-K	0.2 mm ²
Flexible, max. H05(07) V-K	2.5 mm ²
w. plastic collar ferrule, DIN 46228 pt 4, min.	0.25 mm ²
w. plastic collar ferrule, DIN 46228 pt 4, max.	2.5 mm ²
w. wire end ferrule, DIN 46228 pt 1, min.	0.25 mm ²
w. wire end ferrule, DIN 46228 pt 1, max.	2.5 mm ²
Plug gauge in accordance with EN 60999 a x b; ø	2.8 mm x 2.0 mm

Clampable conductor	Cross-section for conductor connection	Type	fine-wired
		nominal	0.5 mm ²
wire end ferrule	Stripping length	nominal	12 mm
		Recommended wire-end ferrule	H0.5/16 OR
		nominal	10 mm
		Recommended wire-end ferrule	H0.5/10
Cross-section for conductor connection	Stripping length	Type	fine-wired
		nominal	0.75 mm ²
		nominal	12 mm
		Recommended wire-end ferrule	H0.75/16 W
wire end ferrule	Stripping length	nominal	10 mm
		Recommended wire-end ferrule	H0.75/10
		Type	fine-wired
		nominal	1 mm ²
Cross-section for conductor connection	Stripping length	nominal	12 mm
		Recommended wire-end ferrule	H1.0/16D R
		nominal	10 mm
		Recommended wire-end ferrule	H1.0/10
wire end ferrule	Stripping length	nominal	12 mm
		Recommended wire-end ferrule	H1.5/16 R
		nominal	10 mm
		Recommended wire-end ferrule	H1.5/10
Cross-section for conductor connection	Stripping length	Type	fine-wired
		nominal	1.5 mm ²
		nominal	10 mm
		Recommended wire-end ferrule	H1.5/10
wire end ferrule	Stripping length	nominal	12 mm
		Recommended wire-end ferrule	H1.5/16 R
		nominal	10 mm
		Recommended wire-end ferrule	H1.5/10
Cross-section for conductor connection	Stripping length	Type	fine-wired
		nominal	2.5 mm ²
		nominal	10 mm
		Recommended wire-end ferrule	H2.5/10
wire end ferrule	Stripping length	nominal	13 mm
		Recommended wire-end ferrule	H2.5/16DS BL
		nominal	10 mm
		Recommended wire-end ferrule	H2.5/10

Reference text The outside diameter of the plastic collar should not be larger than the pitch (P), Length of ferrules is to be chosen depending on the product and the rated voltage.

BLDF 5.08/07/180LR SN BK BX

Weidmüller Interface GmbH & Co. KG

Klingenbergstraße 26

D-32758 Detmold

Germany

www.weidmueller.com

Technical data

Rated data acc. to IEC

tested acc. to standard	IEC 60664-1, IEC 61984	Rated current, min. number of poles (Tu=20°C)	20.8 A
Rated current, max. number of poles (Tu=20°C)	17.4 A	Rated current, min. number of poles (Tu=40°C)	17.9 A
Rated current, max. number of poles (Tu=40°C)	14.9 A	Rated current cross-connector, min. number of poles (Ta=20°C)	28.1 A
Rated current cross-connector, max. number of poles (Ta=20°C)	23.3 A	Rated current cross-connector, min. number of poles (Ta=40°C)	24.2 A
Rated current cross-connector, max. number of poles (Ta=40°C)	19.9 A	Rated voltage for surge voltage class / pollution degree II/2	400 V
Rated voltage for surge voltage class / pollution degree III/2	320 V	Rated voltage for surge voltage class / pollution degree III/3	250 V
Rated impulse voltage for surge voltage class/ pollution degree II/2	4 kV	Rated impulse voltage for surge voltage class/ pollution degree III/2	4 kV
Rated impulse voltage for surge voltage class/ contamination degree III/3	4 kV	Short-time withstand current resistance	3 x 1s with 120 A

Rated data acc. to CSA

Institute (CSA)	CSA	Certificate No. (CSA)	200039-1121690
Rated voltage (Use group B / CSA)	300 V	Rated voltage (Use group D / CSA)	300 V
Rated current (Use group B / CSA)	18.5 A	Rated current (Use group D / CSA)	10 A
Wire cross-section, AWG, min.	AWG 12	Wire cross-section, AWG, max.	AWG 26
Reference to approval values	Specifications are maximum values, details - see approval certificate.		

Rated data acc. to UL 1059

Institute (cURus)	CURUS	Certificate No. (cURus)	E60693
Rated voltage (Use group B / UL 1059)	300 V	Rated voltage (Use group D / UL 1059)	300 V
Rated current (Use group B / UL 1059)	18.5 A	Rated current (Use group D / UL 1059)	10 A
Wire cross-section, AWG, min.	AWG 12	Wire cross-section, AWG, max.	AWG 26
Reference to approval values	Specifications are maximum values, details - see approval certificate.		

Packing

Packaging	Box	VPE length	351.00 mm
VPE width	136.00 mm	VPE height	37.00 mm

Cross-connector rated data according to DIN IEC

Rated current cross-connector, max. number of poles (Ta=40°C)	19.9 A	Rated current cross-connector, min. number of poles (Ta=20°C)	28.1 A
Rated current cross-connector, min. number of poles (Ta=40°C)	24.2 A	Rated current cross-connector, max. number of poles (Ta=20°C)	23.3 A

Important note

IPC conformity	Conformity: The products are developed, manufactured and delivered according international recognized standards and norms and comply with the assured properties in the data sheet resp. fulfill decorative properties in accordance with IPC-A-610 "Class 2". Further claims on the products can be evaluated on request.
Notes	<ul style="list-style-type: none"> • Additional variants on request • Gold-plated contact surfaces on request • Rated current related to rated cross-section & min. No. of poles. • Wire end ferrule without plastic collar to DIN 46228/1

BLDF 5.08/07/180LR SN BK BX

Weidmüller Interface GmbH & Co. KG
Klingenbergstraße 26
D-32758 Detmold
Germany

www.weidmueller.com

Technical data

- Wire end ferrule with plastic collar to DIN 46228/4
- P on drawing = pitch
- Crimping shape "A" for wire end ferrules with PZ 6/5 crimping tool recommended.
- The test point can only be used as potential-pickup point.
- In accordance with IEC 61984, OMNIMATE-connectors are connectors without breaking capacity (COC). During designated use, connectors are not allowed to be engaged or disengaged when live or under load
- Long term storage of the product with average temperature of 50 °C and maximum humidity 70%, 36 months

Classifications

ETIM 8.0	EC002638	ETIM 9.0	EC002638
ETIM 10.0	EC002638	ECLASS 14.0	27-46-02-02
ECLASS 15.0	27-46-02-02		


BLDF 5.08/07/180LR SN BK BX

Weidmüller Interface GmbH & Co. KG
 Klingenbergstraße 26
 D-32758 Detmold
 Germany

www.weidmueller.com

Drawings

Product image



Dimensional drawing



Graph

BLDF 5.08/180 - SL 5.08HC/..90



Graph

BLDF 5.08/180 - SL 5.08HC/..90



Uncompromising functionality High vibration resistance

Drawings

Product benefits



Solid PUSH IN contact
Safe and durable

Product benefits



Cost-effective wiring
Quick and intuitive operation

Product benefits



Wide clamping range
Tool-free wire connection

Product benefits



Self-locking Immediately on plugging in

Uncompromising functionality
High vibration resistance



BLDF 5.08/07/180LR SN BK BX

Weidmüller Interface GmbH & Co. KG
Klingenbergstraße 26
D-32758 Detmold
Germany

www.weidmueller.com

Accessories

Coding elements



Only connects what is supposed to be connected: the right connection at the right place.
Coding elements and locking devices clearly assign connecting elements during the manufacturing process and operation
The coding elements and locking devices are inserted prior to assembly or during the cable assembly phase. The Weidmüller alternative: configure online using the variant configurator to precode prior to delivery. Incorrect assembly on the circuit board and incorrect plugging of connecting elements is no longer possible. The advantage: no troubleshooting during manufacture and no operational errors by the user.

General ordering data

Type	BLZ/SL KO BK BX	Version
Order No.	1545710000	PCB plug-in connector, Accessories, Coding element, black, Number of poles: 1
GTIN (EAN)	4008190087142	
Qty.	50 ST	
Type	BLZ/SL KO OR BX	Version
Order No.	1573010000	PCB plug-in connector, Accessories, Coding element, orange, Number of poles: 1
GTIN (EAN)	4008190048396	
Qty.	100 ST	

Slotted screwdriver



Slotted screwdriver with rounded blade SD DIN 5265, ISO 2380/2, output to DIN 5264, ISO 2380/1. ChromTop tip, SoftFinish grip

General ordering data

Type	SDS 0.6X3.5X100	Version
Order No.	9008330000	Screwdriver, Screwdriver
GTIN (EAN)	4032248056286	
Qty.	1 ST	
Type	SDS 0.6X3.5X200	Version
Order No.	9010110000	Screwdriver, Screwdriver
GTIN (EAN)	4032248300754	
Qty.	1 ST	
Type	SDIS 0.6X3.5X100	Version
Order No.	9008390000	Screwdriver, Screwdriver
GTIN (EAN)	4032248056354	
Qty.	1 ST	

BLDF 5.08/07/180LR SN BK BX

Weidmüller Interface GmbH & Co. KG
 Klingenbergstraße 26
 D-32758 Detmold
 Germany

Counterpart

www.weidmueller.com

SL 5.08HC/180F




Pin headers in glass-fibre-reinforced plastic with straight wire outlet; optimised for wave soldering. The flange variant (F) can be screwed onto the respective counter piece or the circuit board. There is no need for an extra screw to connect the circuit board when the solder flange (LF) version is used. This also protects the solder points from mechanical strain. All pin headers can be manually coded or ordered pre-coded. HC = High Current.

General ordering data

Type	SL 5.08HC/07/180F 3.2SN...	Version
Order No.	1148620000	PCB plug-in connector, male header, Flange, THT solder connection,
GTIN (EAN)	4032248932061	5.08 mm, Number of poles: 7, 180°, Solder pin length (l): 3.2 mm,
Qty.	36 ST	tinned, black, Box

Type	SL 5.08HC/07/180F 3.2SN...	Version
Order No.	1147290000	PCB plug-in connector, male header, Flange, THT solder connection,
GTIN (EAN)	4032248931149	5.08 mm, Number of poles: 7, 180°, Solder pin length (l): 3.2 mm,
Qty.	36 ST	tinned, orange, Box

SL 5.08HC/180LF



Pin headers in glass-fibre-reinforced plastic with straight wire outlet; optimised for wave soldering. The flange variant (F) can be screwed onto the respective counter piece or the circuit board. There is no need for an extra screw to connect the circuit board when the solder flange (LF) version is used. This also protects the solder points from mechanical strain. All pin headers can be manually coded or ordered pre-coded. HC = High Current.

General ordering data

Type	SL 5.08HC/07/180LF 3.2S...	Version
Order No.	1149390000	PCB plug-in connector, male header, Solder flange, THT solder
GTIN (EAN)	4032248932146	connection, 5.08 mm, Number of poles: 7, 180°, Solder pin length (l):
Qty.	36 ST	3.2 mm, tinned, black, Box

Type	SL 5.08HC/07/180LF 3.2S...	Version
Order No.	1148050000	PCB plug-in connector, male header, Solder flange, THT solder
GTIN (EAN)	4032248931880	connection, 5.08 mm, Number of poles: 7, 180°, Solder pin length (l):
Qty.	36 ST	3.2 mm, tinned, orange, Box

BLDF 5.08/07/180LR SN BK BX

Weidmüller Interface GmbH & Co. KG
Klingenbergstraße 26
D-32758 Detmold
Germany

Counterpart

www.weidmueller.com

SL 5.08HC/90F



Pin headers made from glass-fibre-reinforced plastic with 90° wire outlet; optimised for wave soldering. The flange variant (F) can be screwed onto the respective counter piece or the circuit board. There is no need for an extra screw to connect the circuit board when the solder flange (LF) version is used. This also protects the solder points from mechanical strain. All pin headers can be manually coded or ordered pre-coded. HC = High Current.

General ordering data

Type	SL 5.08HC/07/90F 3.2SN ...	Version
Order No.	1150140000	PCB plug-in connector, male header, Flange, THT solder connection,
GTIN (EAN)	4032248106103	5.08 mm, Number of poles: 7, 90°, Solder pin length (l): 3.2 mm,
Qty.	36 ST	tinned, black, Box
Type	SL 5.08HC/07/90F 3.2SN ...	Version
Order No.	1148780000	PCB plug-in connector, male header, Flange, THT solder connection,
GTIN (EAN)	4032248935727	5.08 mm, Number of poles: 7, 90°, Solder pin length (l): 3.2 mm,
Qty.	36 ST	tinned, orange, Box

SL 5.08HC/90LF



Pin headers made from glass-fibre-reinforced plastic with 90° wire outlet; optimised for wave soldering. The flange variant (F) can be screwed onto the respective counter piece or the circuit board. There is no need for an extra screw to connect the circuit board when the solder flange (LF) version is used. This also protects the solder points from mechanical strain. All pin headers can be manually coded or ordered pre-coded. HC = High Current.

General ordering data

Type	SL 5.08HC/07/90LF 3.2SN...	Version
Order No.	1150400000	PCB plug-in connector, male header, Solder flange, THT solder
GTIN (EAN)	4032248937349	connection, 5.08 mm, Number of poles: 7, 90°, Solder pin length (l):
Qty.	36 ST	3.2 mm, tinned, black, Box
Type	SL 5.08HC/07/90LF 3.2SN...	Version
Order No.	1149540000	PCB plug-in connector, male header, Solder flange, THT solder
GTIN (EAN)	4032248936182	connection, 5.08 mm, Number of poles: 7, 90°, Solder pin length (l):
Qty.	36 ST	3.2 mm, tinned, orange, Box

BLDF 5.08/07/180LR SN BK BX

Weidmüller Interface GmbH & Co. KG
 Klingenbergstraße 26
 D-32758 Detmold
 Germany

Counterpart

www.weidmueller.com

SL-SMT 5.08/180F Box



High-temperature-resistant pin header, packed in box or tape. On tape, with 1.5 mm solder pin, optimised for automatic assembly. 3.2 mm solder pin suitable for reflow and wave soldering. The pin headers provide space for labelling and can be coded. HC = High Current.

General ordering data

Type	SL-SMT 5.08HC/07/180F 3...	Version
Order No.	1837880000	PCB plug-in connector, male header, Flange, THT/THR solder
GTIN (EAN)	4032248347698	connection, 5.08 mm, Number of poles: 7, 180°, Solder pin length (l):
Qty.	36 ST	3.2 mm, tinned, black, Box

SL-SMT 5.08/180LF Box




High-temperature-resistant pin header, packed in box or tape. On tape, with 1.5 mm solder pin, optimised for automatic assembly. 3.2 mm solder pin suitable for reflow and wave soldering. The pin headers provide space for labelling and can be coded. HC = High Current.

General ordering data

Type	SL-SMT 5.08HC/07/180LF ...	Version
Order No.	1838490000	PCB plug-in connector, male header, Solder flange, THT/THR solder
GTIN (EAN)	4032248348558	connection, 5.08 mm, Number of poles: 7, 180°, Solder pin length (l):
Qty.	36 ST	3.2 mm, tinned, black, Box

SL-SMT 5.08/270FH Box



High-temperature-resistant, straight, open pin header. Packed in box or tape. On tape and with 1.5 mm solder pin, optimised for automatic assembly. 3.2 mm solder pin suitable for reflow and wave soldering. The pin headers provide space for labelling and can be coded. HC = High Current.

General ordering data

Type	SL-SMT 5.08HC/07/270FH ...	Version
Order No.	1877480000	PCB plug-in connector, male header, Solder flange, THT/THR solder
GTIN (EAN)	4032248468102	connection, 5.08 mm, Number of poles: 7, 270°, Solder pin length (l):
Qty.	50 ST	3.2 mm, tinned, black, Box

BLDF 5.08/07/180LR SN BK BX

Weidmüller Interface GmbH & Co. KG
Klingenbergstraße 26
D-32758 Detmold
Germany

Counterpart

www.weidmueller.com

SL-SMT 5.08/270FH Tape




High-temperature-resistant, straight, open pin header. Packed in box or tape. On tape and with 1.5 mm solder pin, optimised for automatic assembly. 3.2 mm solder pin suitable for reflow and wave soldering. The pin headers provide space for labelling and can be coded. HC = High Current.

General ordering data

Type	SL-SMT 5.08HC/07/270FH ...	Version
Order No.	1876970000	PCB plug-in connector, male header, Solder flange, THT/THR solder
GTIN (EAN)	4032248467624	connection, 5.08 mm, Number of poles: 7, 270°, Solder pin length (l):
Qty.	195 ST	1.5 mm, tinned, black, Tape

SL-SMT 5.08/270FL Box



High-temperature-resistant, straight, open pin header. Packed in box or tape. On tape and with 1.5 mm solder pin, optimised for automatic assembly. 3.2 mm solder pin suitable for reflow and wave soldering. The pin headers provide space for labelling and can be coded. HC = High Current.

General ordering data

Type	SL-SMT 5.08HC/07/270FL ...	Version
Order No.	1876900000	PCB plug-in connector, male header, Solder flange, THT/THR solder
GTIN (EAN)	4032248467488	connection, 5.08 mm, Number of poles: 7, 270°, Solder pin length (l):
Qty.	50 ST	3.2 mm, tinned, black, Box

SL-SMT 5.08/270FL Tape



High-temperature-resistant, straight, open pin header. Packed in box or tape. On tape and with 1.5 mm solder pin, optimised for automatic assembly. 3.2 mm solder pin suitable for reflow and wave soldering. The pin headers provide space for labelling and can be coded. HC = High Current.

General ordering data

Type	SL-SMT 5.08HC/07/270FL ...	Version
Order No.	1877110000	PCB plug-in connector, male header, Solder flange, THT/THR solder
GTIN (EAN)	4032248467709	connection, 5.08 mm, Number of poles: 7, 270°, Solder pin length (l):
Qty.	300 ST	1.5 mm, tinned, black, Tape

BLDF 5.08/07/180LR SN BK BX

Weidmüller Interface GmbH & Co. KG
Klingenbergstraße 26
D-32758 Detmold
Germany

www.weidmueller.com

Counterpart

SL-SMT 5.08HC/90F Box



High-temperature-resistant pin header, packed in box or tape. On tape, with 1.5 mm solder pin, optimised for automatic assembly. 3.2 mm solder pin suitable for reflow and wave soldering. The pin headers provide space for labelling and can be coded. HC = High Current.

General ordering data

Type	SL-SMT 5.08HC/07/90F 3...	Version
Order No.	1837680000	PCB plug-in connector, male header, Flange, THT/THR solder
GTIN (EAN)	4032248347490	connection, 5.08 mm, Number of poles: 7, 90°, Solder pin length (l):
Qty.	36 ST	3.2 mm, tinned, black, Box

SL-SMT 5.08HC/90LF Box



High-temperature-resistant pin header, packed in box or tape. On tape, with 1.5 mm solder pin, optimised for automatic assembly. 3.2 mm solder pin suitable for reflow and wave soldering. The pin headers provide space for labelling and can be coded. HC = High Current.

General ordering data

Type	SL-SMT 5.08HC/07/90LF 1...	Version
Order No.	1775282001	PCB plug-in connector, male header, Solder flange, THT/THR solder
GTIN (EAN)	4032248157266	connection, 5.08 mm, Number of poles: 7, 90°, Solder pin length (l):
Qty.	50 ST	1.5 mm, tinned, black, Box
Type	SL-SMT 5.08HC/07/90LF 3...	Version
Order No.	1780460000	PCB plug-in connector, male header, Solder flange, THT/THR solder
GTIN (EAN)	4032248165780	connection, 5.08 mm, Number of poles: 7, 90°, Solder pin length (l):
Qty.	36 ST	3.2 mm, tinned, black, Box

SLDV-THR 5.08/180F



High-temperature resistant, double level, laterally offset, male connector with flange or solder flange. 1.5 mm solder pin is suitable for reflow soldering. 3.2 mm solder pin suitable for reflow and wave soldering. The pin headers provide space for labelling and can be coded.

BLDF 5.08/07/180LR SN BK BX

Weidmüller Interface GmbH & Co. KG
 Klingenbergstraße 26
 D-32758 Detmold
 Germany

Counterpart

www.weidmueller.com

General ordering data

Type	SLDV-THR 5.08/14/180F 3...	Version
Order No.	1828820000	PCB plug-in connector, male header, Flange, THT/THR solder
GTIN (EAN)	4032248335503	connection, 5.08 mm, Number of poles: 14, 180°, Solder pin length
Qty.	24 ST	(l): 3.2 mm, tinned, black, Box

SLDV-THR 5.08/180FLF



High-temperature resistant, double level, laterally offset, male connector with flange or solder flange. 1.5 mm solder pin is suitable for reflow soldering. 3.2 mm solder pin suitable for reflow and wave soldering. The pin headers provide space for labelling and can be coded.

General ordering data

Type	SLDV-THR 5.08/14/180FLF...	Version
Order No.	1829060000	PCB plug-in connector, male header, Flange / Solder flange, THT/THR
GTIN (EAN)	4032248335756	solder connection, 5.08 mm, Number of poles: 14, 180°, Solder pin
Qty.	24 ST	length (l): 3.2 mm, tinned, black, Box