

AKZ 2.5

Weidmüller Interface GmbH & Co. KG


Klingenbergstraße 26

D-32758 Detmold

Germany

www.weidmueller.com

Product image



Thanks to their compact design, Mini rail-mounted terminal blocks are ideal for working in confined spaces such as small housings and terminal boxes.

General ordering data

Version	Feed-through terminal block, Screw connection, beige / yellow, 2.5 mm ² , 24 A, 250 V, Number of connections: 2
Order No.	0697160000
Type	AKZ 2.5
GTIN (EAN)	4008190121716
Qty.	100 items

AKZ 2.5

Weidmüller Interface GmbH & Co. KG

Klingenbergstraße 26

D-32758 Detmold

Germany

www.weidmueller.com

Technical data

Approvals

Approvals



ROHS	Conform
UL File Number Search	UL Website
Certificate No. (UR)	E60693

Dimensions and weights

Depth	26.3 mm	Depth (inches)	1.0354 inch
Depth including DIN rail	27.1 mm	Height	25.5 mm
Height (inches)	1.0039 inch	Width	5.1 mm
Width (inches)	0.2008 inch	Net weight	3.44 g

Temperatures

Storage temperature	-25 °C...55 °C	Ambient temperature	-60 °C...85 °C
Continuous operating temp., min.	-60 °C	Continuous operating temp., max.	130 °C

Environmental Product Compliance

RoHS Compliance Status	Compliant without exemption
REACH SVHC	No SVHC above 0.1 wt%

Material data

Basic material	PA 66	Colour	beige / yellow
UL 94 flammability rating	V-0		

Rating data IECEx/ATEX

Certificate No. (ATEX)	TUEV18ATEX8221U	Certificate No. (IECEx)	IECEXTUR18.0024U
Max. voltage (ATEX)	220 V	Current (ATEX)	24 A
Wire cross section max. (ATEX)	4 mm ²	Max. voltage (IECEx)	220 V
Current (IECEx)	24 A	Wire cross section max. (IECEx)	4 mm ²
Marking EN 60079-7	Ex eb II C Gb	Ex 2014/34/EU label	II 2 G D

System specifications

Version	Screw connection, With assembly peg, for screwable cross- connection, One end without connector	End cover plate required	Yes
Number of potentials	1	Number of levels	1
Number of clamping points per level	2	Number of potentials per tier	1
Levels cross-connected internally	No	PE connection	No
Mounting rail	TS 15	N-function	No
PE function	No	PEN function	No

AKZ 2.5

Weidmüller Interface GmbH & Co. KG

Klingenbergstraße 26
D-32758 Detmold
Germany

www.weidmueller.com

Technical data

Additional technical data

Open sides	right	Number of similar terminals	1
Explosion-tested version	Yes	Type of mounting	Snap-on

CSA rating data

Wire cross section max. (CSA)	10 AWG	Voltage size C (CSA)	300 V
Current size C (CSA)	10 A	Certificate No. (CSA)	200039-2124451
Wire cross section min. (CSA)	26 AWG		

Conductors for clamping (additional connection)

Connection type, additional connection	Screw connection
--	------------------

Conductors for clamping (rated connection)

Gauge to IEC 60947-1	A3	Wire connection cross section AWG, max.	AWG 12
Connection direction	on side	Tightening torque, max.	0.6 Nm
Tightening torque, min.	0.4 Nm	Stripping length	7 mm
Type of connection	Screw connection	Number of connections	2
Clamping range, max.	4 mm ²	Clamping range, min.	0.13 mm ²
Clamping screw	M 2.5	Blade size	0.5 x 3.0 mm
Wire connection cross section AWG, min.	AWG 26	Wire connection cross-section, finely stranded with wire-end ferrules DIN 46228/4, max.	2.5 mm ²
Wire connection cross-section, finely stranded with wire-end ferrules DIN 46228/4, min.	0.13 mm ²	Wire connection cross-section, finely stranded with wire-end ferrules DIN 46228/1, max.	2.5 mm ²
Wire connection cross-section, finely stranded with wire-end ferrules DIN 46228/1, min.	0.13 mm ²	Wire connection cross section, finely stranded, max.	2.5 mm ²
Wire connection cross section, finely stranded, min.	0.13 mm ²	Connection cross-section, stranded, max.	2.5 mm ²
Connection cross-section, stranded, min.	0.13 mm ²	Twin wire-end ferrules, max.	1.5 mm ²
Twin wire-end ferrules, min.	0.5 mm ²	Torque level with DMS electric screwdriver	1
Wire connection cross-section, solid core, max.	4 mm ²	Wire connection cross-section, solid core, min.	0.13 mm ²
Connection cross-section, finely stranded, min.	0.13 mm ²		

Dimensions

TS 15 offset	11.25 mm
--------------	----------

General

Number of poles	1	Wire connection cross section AWG, max.	AWG 12
Wire connection cross section AWG, min.	AWG 26	Standards	IEC 60947-7-1
Mounting rail	TS 15		

Rating data

Rated cross-section	2.5 mm ²	Rated voltage	250 V
Rated DC voltage	250 V	Nominal current	24 A

AKZ 2.5

Weidmüller Interface GmbH & Co. KG

Klingenbergstraße 26

D-32758 Detmold

Germany

www.weidmueller.com

Technical data

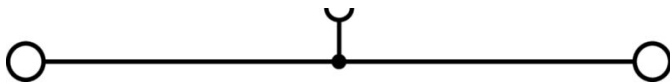
Current at maximum wires	32 A	Standards	IEC 60947-7-1
Volume resistance according to IEC 60947-7-x	1.33 mΩ	Rated impulse withstand voltage	4 kV
Power loss in accordance with IEC 60947-7-x	0.77 W	Pollution severity	3

UL rating data

Voltage size B (UR)	300 V	Current size B (UR)	10 A
Conductor size Factory wiring max. (UR)	12 AWG	Current size D (UR)	10 A
Conductor size Factory wiring min. (UR)	26 AWG	Certificate No. (UR)	E60693
Conductor size Field wiring min. (UR)	22 AWG	Voltage size D (UR)	300 V
Conductor size Field wiring max. (UR)	12 AWG		

Classifications

ETIM 8.0	EC000897	ETIM 9.0	EC000897
ETIM 10.0	EC000897	ECLASS 14.0	27-25-01-01
ECLASS 15.0	27-25-01-01		



AKZ 2.5

Weidmüller Interface GmbH & Co. KG

Klingenbergstraße 26

D-32758 Detmold

Germany

www.weidmueller.com

Accessories

Cross-connections



The distribution or multiplication of a potential to adjoining terminal blocks is realized via a cross-connection. Additional wiring effort can be easily avoided. Even if the poles are broken out, contact reliability in the terminal blocks is still ensured. Our portfolio offers pluggable and screwable cross-connection systems for modular terminal blocks.

General ordering data

Type	Q 2 AKZ1.5	Version
Order No.	0368200000	Cross-connector (terminal), when screwed in, grey, 24 A, Number of
GTIN (EAN)	4008190149987	poles: 2, Pitch in mm (P): 5.10, Insulated: No, Width: 9.1 mm
Qty.	50 ST	
Type	Q 3 AKZ1.5	Version
Order No.	0368300000	Cross-connector (terminal), when screwed in, grey, 24 A, Number of
GTIN (EAN)	4008190074913	poles: 3, Pitch in mm (P): 5.10, Insulated: No, Width: 14.2 mm
Qty.	50 ST	
Type	Q 4 AKZ1.5	Version
Order No.	0368400000	Cross-connector (terminal), when screwed in, grey, 24 A, Number of
GTIN (EAN)	4008190153892	poles: 4, Pitch in mm (P): 5.10, Insulated: No, Width: 19.3 mm
Qty.	50 ST	

Disconnect plugs



In contrast to the terminal blocks with integrated disconnect lever, our disconnect plugs can be completely detached or removed from the terminal block and the respective application and offer a flexible alternative solution to our standard disconnectors.

General ordering data

Type	Q 10 AKZ1.5	Version
Order No.	0368500000	Cross-connector (terminal), when screwed in, grey, 24 A, Number of
GTIN (EAN)	4008190159481	poles: 10, Pitch in mm (P): 5.10, Insulated: No, Width: 49.9 mm
Qty.	20 ST	

AKZ 2.5

Weidmüller Interface GmbH & Co. KG

Klingenbergstraße 26

D-32758 Detmold

Germany

www.weidmueller.com

Accessories

End plates and partition plates




Partition plates and end plates are essential accessories for terminal blocks. Partition plates provide optical and electrical separation of different potentials and functional groups, increasing safety and ensuring a clear structure inside the control cabinet. End plates close the terminal block row on the sides, protect against contact with live parts, and ensure a clean, stable finish. Both components are precisely matched to the respective Weidmüller terminal block series, contributing to safe, compliant, and professional wiring.

General ordering data

Type	AP AKZ2.5	Version
Order No.	0697360000	End plate for terminals, beige, Height: 22.5 mm, Width: 2.5 mm, V-0,
GTIN (EAN)	4008190098865	PA 66, Snap-on: Yes
Qty.	50 ST	
Type	AP AKZ2.5 BL	Version
Order No.	0697380000	End plate for terminals, blue, Height: 22.5 mm, Width: 2.5 mm, V-2,
GTIN (EAN)	4008190018269	PA 66, Snap-on: Yes
Qty.	50 ST	
Type	TW AKZ2.5	Version
Order No.	0318560000	Partition plate (terminal), beige, Height: 32.5 mm, Width: 1.5 mm,
GTIN (EAN)	4008190062033	V-0, PA 66/6
Qty.	20 ST	

End bracket



Weidmüller's range of products includes end brackets that guarantee a permanent, reliable mounting on the terminal rail and prevent sliding. Versions with and without screws are available. The end brackets include marking options, also for group markers, and also a test plug holder.

General ordering data

Type	EW 15	Version
Order No.	0382860000	End bracket, beige, TS 15, V-2, Polyamide 66, Width: 10 mm, 100 °C
GTIN (EAN)	4008190187804	
Qty.	50 ST	

AKZ 2.5

Weidmüller Interface GmbH & Co. KG

Klingenbergstraße 26

D-32758 Detmold

Germany

www.weidmueller.com

Accessories

Testadapter and testsockets



Test adapters and test plugs are used for the electrical connection between terminal blocks and the test equipment. In this way, an electrical contact can be established in the wired state and measurements can be done easily.

General ordering data

Type	PS 2.3 RT	Version
Order No.	0180400000	Test adapter (terminal), 230 V, 20 mA
GTIN (EAN)	4008190060121	
Qty.	20 ST	
Type	STB 8.5/D4/2.3/M2.5 AKZ	Version
Order No.	0215700000	Accessories, Socket
GTIN (EAN)	4008190184872	
Qty.	50 ST	

Blank



The Dekafix (DEK) marker is the universal marker for all conductor and plug-in connectors as well as for electronic sub-assemblies. The system is ideal for short number sequences and covers a wide range of ready-printed markers.

Strips for fast installation in only one work step. The printing is easy to read, rich in contrast and available in various widths.

- Large range of ready-to-use markers
 - Strips for fast installation
 - Terminal markers, suitable for all Weidmüller cable connectors
 - Available as blank MultiCard or with standard printing
- For custom printing: Please send us a file of our labeling software M-Print PRO or M-Print PRO Online (without installation) for your labeling specifications.

General ordering data

Type	DEK 5/5 MC NE WS	Version
Order No.	1609801044	Dekafix, Terminal marker, 5 x 5 mm, Pitch in mm (P): 5.00
GTIN (EAN)	4008190397111	Weidmueller, white
Qty.	1000 ST	

AKZ 2.5

Weidmüller Interface GmbH & Co. KG

Klingenbergstraße 26

D-32758 Detmold

Germany

www.weidmueller.com

Accessories

Marker holder



The marker holder offer the possibility of additional mounting of standard markers with a pitch of 5 or 5.1 mm. The angled holders can be optionally snapped together and could be mounted in all standard marking channels of the Klippon® Connect modular terminal blocks. Fitting marker types could be found under the respective accessories of the designation marking holder.

General ordering data

Type	BZT 1 WS 10/5	Version
Order No.	1805490000	Accessories, Marker holder
GTIN (EAN)	4032248270231	
Qty.	100 ST	
Type	BZT 1 ZA WS 10/5	Version
Order No.	1805520000	Accessories, Marker holder
GTIN (EAN)	4032248270248	
Qty.	100 ST	

DEK 5/8



WS/ DEK

MultiMark terminal markers use an innovative composite material made from two components. The hard base contour of the marker snaps securely into the connector. The elastic surface finish makes the marker easy to mount. This specially punched material enables the strips to be stretched to accommodate the slight variations in spacing that tend to add up, especially with long terminal blocks. Another advantage: the excellent printability of the surface material guarantees durable and wear-resistant labelling. A print resolution of 300 dpi also produces a very legible script.

Your benefits with MultiMark

- Firm hold and durable printing
- Continuous strips save installation time
- Easy mounting thanks to an innovative composite material
- Large label field for optimal legibility
- High flexibility thanks to manufacturer independence

General ordering data

Type	DEK 5/8 MM WS	Version
Order No.	2007130000	Dekafix, Terminal marker, 5 x 8 mm, Weidmueller, white
GTIN (EAN)	4050118392012	
Qty.	500 ST	