


**Product image**

To feed through power, signal, and data is the classical requirement in electrical engineering and panel building. The insulating material, the connection system and the design of the terminal blocks are the differentiating features. A feed-through terminal block is suitable for joining and/or connecting one or more conductors. They could have one or more connection levels that are on the same potential or insulated against one another.

**General ordering data**

Version	Multi-tier modular terminal, Screw connection, beige / yellow, 4 mm <sup>2</sup> , 500 V, Number of connections: 4, Number of levels: 2, TS 35, V-2
Order No.	<a href="#">0527660000</a>
Type	DK 4/35
GTIN (EAN)	4008190082130
Qty.	25 items
Alternative product	<a href="#">WDK 4N</a>

## Technical data

## Approvals

Approvals



ROHS	Conform
UL File Number Search	<a href="#">UL Website</a>
Certificate No. (UR)	E60693

## Dimensions and weights

Depth	52.5 mm	Depth (inches)	2.0669 inch
Height	54 mm	Height (inches)	2.126 inch
Width	6.1 mm	Width (inches)	0.2402 inch
Net weight	11.77 g		

## Temperatures

Storage temperature	-25 °C...55 °C	Ambient temperature	-5 °C...40 °C
Continuous operating temp., min.	-50 °C	Continuous operating temp., max.	100 °C

## Environmental Product Compliance

RoHS Compliance Status	Compliant without exemption
REACH SVHC	No SVHC above 0.1 wt%

## Material data

Basic material	PA 66	Colour	beige / yellow
UL 94 flammability rating	V-2		

## Rating data IECEx/ATEX

Certificate No. (ATEX)	TUEV18ATEX8210U	Certificate No. (IECEx)	IECEXTUR18.0020U
Max. voltage (ATEX)	275 V	Current (ATEX)	28 A
Wire cross section max. (ATEX)	4 mm <sup>2</sup>	Max. voltage (IECEx)	275 V
Current (IECEx)	28 A	Wire cross section max. (IECEx)	4 mm <sup>2</sup>
Marking EN 60079-7	Ex eb II C Gb	Ex 2014/34/EU label	II 2 G D

## System specifications

Version	Screw connection, for screwable cross-connection, One end without connector	End cover plate required	Yes
Number of potentials	2	Number of levels	2
Number of clamping points per level	2	Number of potentials per tier	1
Levels cross-connected internally	No	PE connection	No
Mounting rail	TS 35	N-function	No
PE function	No	PEN function	No

## Technical data

### Additional technical data

Open sides	right	Number of similar terminals	1
Explosion-tested version	No	Type of mounting	Snap-on

### CSA rating data

Wire cross section max. (CSA)	12 AWG	Voltage size C (CSA)	300 V
Current size C (CSA)	25 A	Certificate No. (CSA)	12400-130
Wire cross section min. (CSA)	26 AWG		

### Conductors for clamping (additional connection)

Conductor cross-section, flexible plus plastic collar DIN 46228/1, further connection, max.	2.5 mm <sup>2</sup>	Connection type, additional connection	Screw connection
---	---------------------	--	------------------

### Conductors for clamping (rated connection)

Gauge to IEC 60947-1	A3	Wire connection cross section AWG, max.	AWG 12
Connection direction	on side	Tightening torque, max.	0.1 Nm
Tightening torque, min.	0.5 Nm	Stripping length	8 mm
Type of connection 2	Screw connection	Type of connection	Screw connection
Number of connections	4	Clamping range, max.	6 mm <sup>2</sup>
Clamping range, min.	0.13 mm <sup>2</sup>	Clamping screw	M 3
Blade size	0.6 x 3.5 mm	Wire connection cross section AWG, min.	AWG 26
Wire connection cross-section, finely stranded with wire-end ferrules DIN 46228/4, max.	2.5 mm <sup>2</sup>	Wire connection cross-section, finely stranded with wire-end ferrules DIN 46228/4, min.	0.13 mm <sup>2</sup>
Wire connection cross-section, finely stranded with wire-end ferrules DIN 46228/1, max.	2.5 mm <sup>2</sup>	Wire connection cross-section, finely stranded with wire-end ferrules DIN 46228/1, min.	0.13 mm <sup>2</sup>
Wire connection cross section, finely stranded, max.	4 mm <sup>2</sup>	Wire connection cross section, finely stranded, min.	0.13 mm <sup>2</sup>
Connection cross-section, stranded, max.	4 mm <sup>2</sup>	Connection cross-section, stranded, min.	0.13 mm <sup>2</sup>
Twin wire-end ferrules, max.	1.5 mm <sup>2</sup>	Twin wire-end ferrules, min.	0.5 mm <sup>2</sup>
Torque level with DMS electric screwdriver	2	Wire connection cross-section, solid core, max.	6 mm <sup>2</sup>
Wire connection cross-section, solid core, min.	0.13 mm <sup>2</sup>	Connection cross-section, finely stranded, min.	0.13 mm <sup>2</sup>

### General

Wire connection cross section AWG, max.	AWG 12	Wire connection cross section AWG, min.	AWG 26
Standards	IEC 60947-7-1	Mounting rail	TS 35

### Rating data

Rated cross-section	4 mm <sup>2</sup>	Rated voltage	500 V
Rated DC voltage	500 V	Nominal current	32 A
Current at maximum wires	41 A	Standards	IEC 60947-7-1
Volume resistance according to IEC 60947-7-x	1 mΩ	Rated impulse withstand voltage	6 kV
Power loss in accordance with IEC 60947-7-x	1.02 W	Pollution severity	3

**Technical data****UL rating data**

Conductor size Factory wiring max. (UR)	12 AWG	Current size C (UR)	27 A
Voltage size C (UR)	300 V	Conductor size Factory wiring min. (UR)	26 AWG
Certificate No. (UR)	E60693	Conductor size Field wiring min. (UR)	22 AWG
Conductor size Field wiring max. (UR)	12 AWG		

**Classifications**

ETIM 8.0	EC000897	ETIM 9.0	EC000897
ETIM 10.0	EC000897	ECLASS 14.0	27-25-01-02
ECLASS 15.0	27-25-01-02		

## Accessories

### Cross-connections



The distribution or multiplication of a potential to adjoining terminal blocks is realized via a cross-connection. Additional wiring effort can be easily avoided. Even if the poles are broken out, contact reliability in the terminal blocks is still ensured. Our portfolio offers pluggable and screwable cross-connection systems for modular terminal blocks.

#### General ordering data

Type	Q 2 AKZ4	Version
Order No.	<a href="#">0336400000</a>	Cross-connector (terminal), when screwed in, grey, 24 A, Number of
GTIN (EAN)	4008190037680	poles: 2, Pitch in mm (P): 6.10, Insulated: No, Width: 11.1 mm
Qty.	50 ST	

### Disconnect plugs



In contrast to the terminal blocks with integrated disconnect lever, our disconnect plugs can be completely detached or removed from the terminal block and the respective application and offer a flexible alternative solution to our standard disconnectors.

#### General ordering data

Type	Q 3 AKZ4	Version
Order No.	<a href="#">0336500000</a>	Cross-connector (terminal), when screwed in, grey, 24 A, Number of
GTIN (EAN)	4008190121730	poles: 3, Pitch in mm (P): 6.10, Insulated: No, Width: 17.2 mm
Qty.	50 ST	
Type	Q 4 AKZ4	Version
Order No.	<a href="#">0336600000</a>	Cross-connector (terminal), when screwed in, grey, 24 A, Number of
GTIN (EAN)	4008190096656	poles: 4, Pitch in mm (P): 6.10, Insulated: No, Width: 23.3 mm
Qty.	50 ST	

### Cross-connections



The distribution or multiplication of a potential to adjoining terminal blocks is realized via a cross-connection. Additional wiring effort can be easily avoided. Even if the poles are broken out, contact reliability in the terminal blocks is still ensured. Our portfolio offers pluggable and screwable cross-connection systems for modular terminal blocks.

## Accessories

### General ordering data

Type	Q 10 AKZ4	Version
Order No.	<a href="#">0368600000</a>	Cross-connector (terminal), when screwed in, grey, 24 A, Number of
GTIN (EAN)	4008190056766	poles: 10, Pitch in mm (P): 6.10, Insulated: No, Width: 59.9 mm
Qty.	20 ST	
Type	QB 2 WI RA6 IS	Version
Order No.	<a href="#">0482700000</a>	Cross-connector (terminal), when screwed in, grey, 27 A, Number of
GTIN (EAN)	4008190166021	poles: 2, Pitch in mm (P): 6.00, Insulated: Yes, Width: 3 mm
Qty.	50 ST	
Type	QB 3 WI RA6 IS	Version
Order No.	<a href="#">0482800000</a>	Cross-connector (terminal), when screwed in, grey, 27 A, Number of
GTIN (EAN)	4008190145217	poles: 3, Pitch in mm (P): 6.00, Insulated: Yes, Width: 3 mm
Qty.	50 ST	
Type	QB 4 WI RA6 IS	Version
Order No.	<a href="#">0482900000</a>	Cross-connector (terminal), when screwed in, grey, 27 A, Number of
GTIN (EAN)	4008190086169	poles: 4, Pitch in mm (P): 6.00, Insulated: Yes, Width: 3 mm
Qty.	50 ST	

### End plates and partition plates



Partition plates and end plates are essential accessories for terminal blocks. Partition plates provide optical and electrical separation of different potentials and functional groups, increasing safety and ensuring a clear structure inside the control cabinet. End plates close the terminal block row on the sides, protect against contact with live parts, and ensure a clean, stable finish. Both components are precisely matched to the respective Weidmüller terminal block series, contributing to safe, compliant, and professional wiring.

### General ordering data

Type	AP DK4	Version
Order No.	<a href="#">0359260000</a>	End plate for terminals, beige, Height: 50 mm, Width: 1.5 mm, V-2,
GTIN (EAN)	4008190012991	PA 66, Snap-on: Yes
Qty.	20 ST	
Type	AP DK4 BL	Version
Order No.	<a href="#">0359280000</a>	End plate for terminals, blue, Height: 50 mm, Width: 1.5 mm, V-2, PA
GTIN (EAN)	4008190031213	66, Snap-on: Yes
Qty.	20 ST	
Type	WTW EN	Version
Order No.	<a href="#">1058800000</a>	Partition plate (terminal), dark beige, Height: 86 mm, Width: 3 mm,
GTIN (EAN)	4008190140175	V-0, Wemid
Qty.	20 ST	
Type	TSCH 6 DKI S4	Version
Order No.	<a href="#">0190260000</a>	Small partition (terminal), PA 66, beige, Continuous operating temp.,
GTIN (EAN)	4008190051075	max.: 100 °C
Qty.	100 ST	

## Accessories

### Testadapter and testsockets



Test adapters and test plugs are used for the electrical connection between terminal blocks and the test equipment. In this way, an electrical contact can be established in the wired state and measurements can be done easily.

#### General ordering data

Type	PS 2.3 RT	Version
Order No.	<a href="#">0180400000</a>	Test adapter (terminal), 230 V, 20 mA
GTIN (EAN)	4008190060121	
Qty.	20 ST	
Type	STB 8.5/D4/2.3/M2.5 AKZ	Version
Order No.	<a href="#">0215700000</a>	Accessories, Socket
GTIN (EAN)	4008190184872	
Qty.	50 ST	

### Mounting support




We offer a broad portfolio of mounting support for easy handling and supplementation of our products. From various tools to insulating sleeves and various screws, our components are matched to each other down to the last detail and thus facilitate assembly in compliance with the respective standards and protective regulations.

#### General ordering data

Type	BFSC M2.5X18 PA/RT	Version
Order No.	<a href="#">0303300000</a>	Mounting screw (Terminal), 2.50 mm, Polyamide 66, Depth: 3.8 mm,
GTIN (EAN)	4008190040673	Width: 4.5 mm, Height: 18 mm
Qty.	100 ST	

### Warning cover




Warning covers with a flash symbol provide more safety for man and machine. They are used where external voltage must be indicated within the application.

## Accessories

### General ordering data

Type	AD 3 SAK2.5	Version
Order No.	<a href="#">0297900000</a>	Terminal cover, yellow, PVC, Height: 24 mm, Width: 18 mm, Depth: 1 mm, V-2
GTIN (EAN)	4008190038229	
Qty.	50 ST	

### End bracket



Weidmüller's range of products includes end brackets that guarantee a permanent, reliable mounting on the terminal rail and prevent sliding. Versions with and without screws are available. The end brackets include marking options, also for group markers, and also a test plug holder.

### General ordering data

Type	EW 35	Version
Order No.	<a href="#">0383560000</a>	End bracket, beige, TS 35, V-2, Wemid, Width: 8.5 mm, 100 °C
GTIN (EAN)	4008190181314	
Qty.	50 ST	
Type	EWK 1	Version
Order No.	<a href="#">0206160000</a>	End bracket, beige, TS 32, V-0, Wemid, Width: 9 mm, 100 °C
GTIN (EAN)	4008190080020	
Qty.	50 ST	

### Blank



The Dekafix (DEK) marker is the universal marker for all conductor and plug-in connectors as well as for electronic sub-assemblies. The system is ideal for short number sequences and covers a wide range of ready-printed markers.

Strips for fast installation in only one work step. The printing is easy to read, rich in contrast and available in various widths.

- Large range of ready-to-use markers
  - Strips for fast installation
  - Terminal markers, suitable for all Weidmüller cable connectors
  - Available as blank MultiCard or with standard printing
- For custom printing: Please send us a file of our labeling software M-Print PRO or M-Print PRO Online (without installation) for your labeling specifications.

### General ordering data

Type	DEK 5/6 MC NE WS	Version
Order No.	<a href="#">1609820000</a>	Dekafix, Terminal marker, 5 x 6 mm, Pitch in mm (P): 6.00
GTIN (EAN)	4008190203436	Weidmueller, white
Qty.	1000 ST	



## Accessories

## Custom printing



The Dekafix (DEK) marker is the universal marker for all conductor and plug-in connectors as well as for electronic sub-assemblies. The system is ideal for short number sequences and covers a wide range of ready-printed markers.

Strips for fast installation in only one work step. The printing is easy to read, rich in contrast and available in various widths.

- Large range of ready-to-use markers
  - Strips for fast installation
  - Terminal markers, suitable for all Weidmüller cable connectors
  - Available as blank MultiCard or with standard printing
- For custom printing: Please send us a file of our labeling software M-Print PRO or M-Print PRO Online (without installation) for your labeling specifications.

## General ordering data

Type	DEK 5/6 MC SDR	Version
Order No.	<a href="#">1609830000</a>	Dekafix, Terminal marker, 5 x 6 mm, Pitch in mm (P): 6.00
GTIN (EAN)	4008190456603	Weidmueller, To customer specification
Qty.	200 ST	

## Blank



The Dekafix (DEK) marker is the universal marker for all conductor and plug-in connectors as well as for electronic sub-assemblies. The system is ideal for short number sequences and covers a wide range of ready-printed markers.

Strips for fast installation in only one work step. The printing is easy to read, rich in contrast and available in various widths.

- Large range of ready-to-use markers
  - Strips for fast installation
  - Terminal markers, suitable for all Weidmüller cable connectors
  - Available as blank MultiCard or with standard printing
- For custom printing: Please send us a file of our labeling software M-Print PRO or M-Print PRO Online (without installation) for your labeling specifications.

## General ordering data

Type	DEK 5/6 MC NE BL	Version
Order No.	<a href="#">1238290000</a>	Dekafix, Terminal marker, 5 x 6 mm, Pitch in mm (P): 6.00
GTIN (EAN)	4050118267327	Weidmueller, blue
Qty.	1000 ST	
Type	DEK 5/6 MC NE BR	Version
Order No.	<a href="#">1454900000</a>	Dekafix, Terminal marker, 5 x 6 mm, Pitch in mm (P): 6.00
GTIN (EAN)	4050118323313	Weidmueller, brown
Qty.	1000 ST	

## Accessories

Type	DEK 5/6 MC NE GE	Version
Order No.	<a href="#">1238280000</a>	Dekafix, Terminal marker, 5 x 6 mm, Pitch in mm (P): 6.00
GTIN (EAN)	4050118038750	Weidmueller, yellow
Qty.	1000 ST	
Type	DEK 5/6 MC NE GN	Version
Order No.	<a href="#">1238310000</a>	Dekafix, Terminal marker, 5 x 6 mm, Pitch in mm (P): 6.00
GTIN (EAN)	4050118271812	Weidmueller, green
Qty.	1000 ST	
Type	DEK 5/6 MC NE GR	Version
Order No.	<a href="#">1238330000</a>	Dekafix, Terminal marker, 5 x 6 mm, Pitch in mm (P): 6.00
GTIN (EAN)	4050118323306	Weidmueller, grey
Qty.	1000 ST	
Type	DEK 5/6 MC NE OR	Version
Order No.	<a href="#">1912090000</a>	Dekafix, Terminal marker, 5 x 6 mm, Pitch in mm (P): 6.00
GTIN (EAN)	4032248540525	Weidmueller, orange
Qty.	1000 ST	

## Plus



The Dekafix (DEK) marker is the universal marker for all conductor and plug-in connectors as well as for electronic sub-assemblies. The system is ideal for short number sequences and covers a wide range of ready-printed markers.

Strips for fast installation in only one work step. The printing is easy to read, rich in contrast and available in various widths.

- Large range of ready-to-use markers
  - Strips for fast installation
  - Terminal markers, suitable for all Weidmüller cable connectors
  - Available as blank MultiCard or with standard printing
- For custom printing: Please send us a file of our labeling software M-Print PRO or M-Print PRO Online (without installation) for your labeling specifications.

## General ordering data

Type	DEK 5/6 PLUS MC NE WS	Version
Order No.	<a href="#">1011320000</a>	Dekafix, Terminal marker, 5 x 6 mm, Pitch in mm (P): 6.00
GTIN (EAN)	4032248717644	Weidmueller, white
Qty.	1000 ST	

## Accessories

## Custom printing



The Dekafix (DEK) marker is the universal marker for all conductor and plug-in connectors as well as for electronic sub-assemblies. The system is ideal for short number sequences and covers a wide range of ready-printed markers.

Strips for fast installation in only one work step. The printing is easy to read, rich in contrast and available in various widths.

- Large range of ready-to-use markers
  - Strips for fast installation
  - Terminal markers, suitable for all Weidmüller cable connectors
  - Available as blank MultiCard or with standard printing
- For custom printing: Please send us a file of our labeling software M-Print PRO or M-Print PRO Online (without installation) for your labeling specifications.

## General ordering data

Type	DEK 5/6 PLUS MC SDR	Version
Order No.	<a href="#">1038650000</a>	Dekafix, Terminal marker, 5 x 6 mm, Pitch in mm (P): 6.00
GTIN (EAN)	4032248767908	Weidmueller, To customer specification
Qty.	200 ST	

## DEK 5/6



## WS/ DEK

MultiMark terminal markers use an innovative composite material made from two components. The hard base contour of the marker snaps securely into the connector. The elastic surface finish makes the marker easy to mount. This specially punched material enables the strips to be stretched to accommodate the slight variations in spacing that tend to add up, especially with long terminal blocks. Another advantage: the excellent printability of the surface material guarantees durable and wear-resistant labelling. A print resolution of 300 dpi also produces a very legible script.

Your benefits with MultiMark


- Firm hold and durable printing
- Continuous strips save installation time
- Easy mounting thanks to an innovative composite material
- Large label field for optimal legibility
- High flexibility thanks to manufacturer independence

## General ordering data

Type	DEK 5/6 MM WS	Version
Order No.	<a href="#">2007120000</a>	Dekafix, Terminal marker, 5 x 6 mm, Weidmueller, white
GTIN (EAN)	4050118392104	
Qty.	600 ST	

## Accessories

### Marker holder



The marker holder offer the possibility of additional mounting of standard markers with a pitch of 5 or 5.1 mm. The angled holders can be optionally snapped together and could be mounted in all standard marking channels of the Klippon® Connect modular terminal blocks. Fitting marker types could be found under the respective accessories of the designation marking holder.

### General ordering data

Type	BZT 1 WS 10/5	Version
Order No.	<a href="#">1805490000</a>	Accessories, Marker holder
GTIN (EAN)	4032248270231	
Qty.	100 ST	
Type	BZT 1 ZA WS 10/5	Version
Order No.	<a href="#">1805520000</a>	Accessories, Marker holder
GTIN (EAN)	4032248270248	
Qty.	100 ST	