

## SAKR 2STB BL

Weidmüller Interface GmbH &amp; Co. KG


Klingenbergstraße 26

D-32758 Detmold

Germany

www.weidmueller.com

## Product image



In some applications it makes sense to add a test point or a disconnect element to the feed through terminal for testing and safety purposes. With test disconnect terminals you measure electric circuits in the absence of voltage. While the disconnecting points clearance and creepage distance is not assessed in dimensional terms, the specified rated impulse voltage strength must be proven.

## General ordering data

|                 |  |
|-----------------|--|
| Version         | Test-disconnect terminal, Screw connection, beige / yellow, 4 mm <sup>2</sup> , 10 A, 400 V, Number of connections: 2, Number of levels: 1 |
| Order No.       | <a href="#">0412280000</a>   |
| Type            | SAKR 2STB BL   |
| GTIN (EAN)      | 4008190096915  |
| Qty.            | 50 items   |
| Delivery status | This article will no longer be available in the future.  |
| Available until | 2026-06-30T00:00:00+02:00  |

## SAKR 2STB BL

**Weidmüller Interface GmbH & Co. KG**  
 Klingenbergstraße 26  
 D-32758 Detmold  
 Germany

www.weidmueller.com

## Technical data

### Approvals

Approvals



ROHS Conform

### Dimensions and weights

|            |         |                 |             |
|------------|---------|-----------------|-------------|
| Depth      | 40.5 mm | Depth (inches)  | 1.5945 inch |
| Height     | 42 mm   | Height (inches) | 1.6535 inch |
| Width      | 6.5 mm  | Width (inches)  | 0.2559 inch |
| Net weight | 10.28 g |                 |             |

### Temperatures

|                                  |                |                                  |                |
|----------------------------------|----------------|----------------------------------|----------------|
| Storage temperature              | -25 °C...55 °C | Ambient temperature              | -50 °C...55 °C |
| Continuous operating temp., min. | -50 °C         | Continuous operating temp., max. | 100 °C         |

### Environmental Product Compliance

|                                      |                                      |
|--------------------------------------|--------------------------------------|
| RoHS Compliance Status               | Compliant with exemption             |
| RoHS Exemption (if applicable/known) | 6c                                   |
| REACH SVHC                           | Lead 7439-92-1                       |
| SCIP                                 | 999cd67e-471e-4085-8dba-1342fcea86de |

### Material data

|                           |       |        |                |
|---------------------------|-------|--------|----------------|
| Basic material            | PA 66 | Colour | beige / yellow |
| UL 94 flammability rating | V-2   |        |                |

### System specifications

|                                     |   |                               |     |
|-------------------------------------|---|-------------------------------|-----|
| Version                             | Screw connection, Spacer,<br>With sockets, One end<br>without connector | End cover plate required      | Yes |
| Number of potentials                | 1   | Number of levels              | 1   |
| Number of clamping points per level | 2   | Number of potentials per tier | 1   |
| Levels cross-connected internally   | No  | PE connection                 | No  |
| Mounting rail                       | TS 32   | N-function                    | Yes |
| PE function                         | No  | PEN function                  | No  |

### Additional technical data

|                     |                 |                             |    |
|---------------------|-----------------|-----------------------------|----|
| Open sides          | right           | Number of similar terminals | 1  |
| Installation advice | Direct mounting | Explosion-tested version    | No |
| Type of mounting    | Snap-on         |                             |    |

### Conductors for clamping (additional connection)

|   |                     |  |                  |
|---|---------------------|--|------------------|
| Conductor cross-section, flexible plus plastic collar DIN 46228/1, further connection, max. | 2.5 mm <sup>2</sup> | Connection type, additional connection | Screw connection |
|---|---------------------|--|------------------|

## SAKR 2STB BL

Weidmüller Interface GmbH &amp; Co. KG

Klingenbergstraße 26

D-32758 Detmold

Germany

www.weidmueller.com

## Technical data

## Conductors for clamping (rated connection)

|   |                      |   |                      |
|---|----------------------|---|----------------------|
| Gauge to IEC 60947-1  | A3                   | Wire connection cross section AWG, max.   | AWG 12               |
| Connection direction  | on side              | Tightening torque, max.   | 1 Nm                 |
| Tightening torque, min.   | 0.5 Nm               | Stripping length  | 8 mm                 |
| Type of connection 2  | Screw connection     | Type of connection  | Screw connection     |
| Number of connections   | 2                    | Clamping range, max.  | 4 mm <sup>2</sup>    |
| Clamping range, min.  | 0.13 mm <sup>2</sup> | Clamping screw  | M 3                  |
| Blade size  | 0.6 x 3.5 mm         | Wire connection cross section AWG, min.   | AWG 26               |
| Wire connection cross-section, finely stranded with wire-end ferrules DIN 46228/4, min. | 0.13 mm <sup>2</sup> | Wire connection cross-section, finely stranded with wire-end ferrules DIN 46228/1, max. | 2.5 mm <sup>2</sup>  |
| Wire connection cross-section, finely stranded with wire-end ferrules DIN 46228/1, min. | 0.13 mm <sup>2</sup> | Wire connection cross section, finely stranded, max.                                    | 4 mm <sup>2</sup>    |
| Wire connection cross section, finely stranded, min.                                    | 0.13 mm <sup>2</sup> | Connection cross-section, stranded, max.  | 4 mm <sup>2</sup>    |
| Connection cross-section, stranded, min.  | 0.13 mm <sup>2</sup> | Twin wire-end ferrules, max.  | 1.5 mm <sup>2</sup>  |
| Twin wire-end ferrules, min.  | 0.5 mm <sup>2</sup>  | Torque level with DMS electric screwdriver  | 2                    |
| Wire connection cross-section, solid core, max.   | 4 mm <sup>2</sup>    | Wire connection cross-section, solid core, min.   | 0.13 mm <sup>2</sup> |
| Connection cross-section, finely stranded, min.   | 0.13 mm <sup>2</sup> |   |                      |

## General

|   |        |                     |                 |
|---|--------|---------------------|-----------------|
| Wire connection cross section AWG, max. | AWG 12 | Installation advice | Direct mounting |
| Wire connection cross section AWG, min. | AWG 26 | Standards           | IEC 60947-7-1   |
| Mounting rail                           | TS 32  |                     |                 |

## Rating data

|  |                   |                                 |               |
|--|-------------------|---------------------------------|---------------|
| Rated cross-section                          | 4 mm <sup>2</sup> | Rated voltage                   | 400 V         |
| Rated DC voltage                             | 400 V             | Nominal current                 | 10 A          |
| Current at maximum wires                     | 10 A              | Standards                       | IEC 60947-7-1 |
| Volume resistance according to IEC 60947-7-x | 1 mΩ              | Rated impulse withstand voltage | 6 kV          |
| Power loss in accordance with IEC 60947-7-x  | 1.02 W            | Pollution severity              | 3             |

## Classifications

|             |             |             |             |
|-------------|-------------|-------------|-------------|
| ETIM 8.0    | EC000902    | ETIM 9.0    | EC000902    |
| ETIM 10.0   | EC000902    | ECLASS 14.0 | 27-25-01-09 |
| ECLASS 15.0 | 27-25-01-09 |             |             |

## SAKR 2STB BL

**Weidmüller Interface GmbH & Co. KG**  
 Klingenbergstraße 26  
 D-32758 Detmold  
 Germany

## Accessories

www.weidmueller.com

## End plates and partition plates




Partition plates and end plates are essential accessories for terminal blocks. Partition plates provide optical and electrical separation of different potentials and functional groups, increasing safety and ensuring a clear structure inside the control cabinet. End plates close the terminal block row on the sides, protect against contact with live parts, and ensure a clean, stable finish. Both components are precisely matched to the respective Weidmüller terminal block series, contributing to safe, compliant, and professional wiring.

## General ordering data

|            |                            |  |
|------------|----------------------------|--|
| Type       | AP SAKR BE                 | Version  |
| Order No.  | <a href="#">0211360000</a> | End plate for terminals, beige, Height: 42 mm, Width: 1.5 mm, V-2,   |
| GTIN (EAN) | 4008190184834              | PA 66, Snap-on: Yes  |
| Qty.       | 20 ST                      |  |
| Type       | AP SAKR BL                 | Version  |
| Order No.  | <a href="#">0211380000</a> | End plate for terminals, blue, Height: 42 mm, Width: 1.5 mm, V-2, PA |
| GTIN (EAN) | 4008190141943              | 66, Snap-on: Yes   |
| Qty.       | 20 ST                      |  |
| Type       | TW SAK2.5 HP/TF/GE/1       | Version  |
| Order No.  | <a href="#">0297100000</a> | Partition plate (terminal), yellow, Height: 50 mm, Width: 1 mm, V-2, |
| GTIN (EAN) | 4008190161545              | PA 66  |
| Qty.       | 20 ST                      |  |

## Component plugs



The component plug is used to integrate an electrical component in a disconnect terminal block. After soldering the electronic component, the plug can be integrated into the disconnection area of our disconnect terminal blocks and thus changes the disconnect terminal block into a modular terminal block with integrated electronic component.

## General ordering data

|            |                            |   |
|------------|----------------------------|---|
| Type       | DLS 2 SCMU SAKRD           | Version   |
| Order No.  | <a href="#">0321060000</a> | Plug (terminal), Number of connections: 1, Number of poles: 1, Width: |
| GTIN (EAN) | 4008190007386              | 5.8 mm  |
| Qty.       | 50 ST                      |   |

## SAKR 2STB BL

**Weidmüller Interface GmbH & Co. KG**  
 Klingenbergstraße 26  
 D-32758 Detmold  
 Germany

www.weidmueller.com

## Accessories

## Disconnect plugs



In contrast to the terminal blocks with integrated disconnect lever, our disconnect plugs can be completely detached or removed from the terminal block and the respective application and offer a flexible alternative solution to our standard disconnectors.

## General ordering data

|            |                            |   |  |
|------------|----------------------------|---|--|
| Type       | QB 2 WI RA6 IS             | Version   |  |
| Order No.  | <a href="#">0482700000</a> | Cross-connector (terminal), when screwed in, grey, 27 A, Number of poles: 2, Pitch in mm (P): 6.00, Insulated: Yes, Width: 3 mm |  |
| GTIN (EAN) | 4008190166021              |   |  |
| Qty.       | 50 ST                      |   |  |

## Cross-connections



The distribution or multiplication of a potential to adjoining terminal blocks is realized via a cross-connection. Additional wiring effort can be easily avoided. Even if the poles are broken out, contact reliability in the terminal blocks is still ensured. Our portfolio offers pluggable and screwable cross-connection systems for modular terminal blocks.

## General ordering data

|            |                            |   |  |
|------------|----------------------------|---|--|
| Type       | QB 3 WI RA6 IS             | Version   |  |
| Order No.  | <a href="#">0482800000</a> | Cross-connector (terminal), when screwed in, grey, 27 A, Number of poles: 3, Pitch in mm (P): 6.00, Insulated: Yes, Width: 3 mm |  |
| GTIN (EAN) | 4008190145217              |   |  |
| Qty.       | 50 ST                      |   |  |
| Type       | QB 4 WI RA6 IS             | Version   |  |
| Order No.  | <a href="#">0482900000</a> | Cross-connector (terminal), when screwed in, grey, 27 A, Number of poles: 4, Pitch in mm (P): 6.00, Insulated: Yes, Width: 3 mm |  |
| GTIN (EAN) | 4008190086169              |   |  |
| Qty.       | 50 ST                      |   |  |

## Testadapter and testsockets



Test adapters and test plugs are used for the electrical connection between terminal blocks and the test equipment. In this way, an electrical contact can be established in the wired state and measurements can be done easily.

## SAKR 2STB BL

Weidmüller Interface GmbH &amp; Co. KG

Klingenbergstraße 26

D-32758 Detmold

Germany

www.weidmueller.com

## Accessories

## General ordering data

|            |                            |                                       |
|------------|----------------------------|---------------------------------------|
| Type       | PS 2.3 RT                  | Version                               |
| Order No.  | <a href="#">0180400000</a> | Test adapter (terminal), 230 V, 20 mA |
| GTIN (EAN) | 4008190060121              |                                       |
| Qty.       | 20 ST                      |                                       |
| Type       | STB 6/D3.7/2.3/M3 SAKR     | Version                               |
| Order No.  | <a href="#">0379400000</a> | SAK Series, Socket                    |
| GTIN (EAN) | 4008190023478              |                                       |
| Qty.       | 100 ST                     |                                       |

## Blank



The Dekafix (DEK) marker is the universal marker for all conductor and plug-in connectors as well as for electronic sub-assemblies. The system is ideal for short number sequences and covers a wide range of ready-printed markers.

Strips for fast installation in only one work step. The printing is easy to read, rich in contrast and available in various widths.

- Large range of ready-to-use markers
  - Strips for fast installation
  - Terminal markers, suitable for all Weidmüller cable connectors
  - Available as blank MultiCard or with standard printing
- For custom printing: Please send us a file of our labeling software M-Print PRO or M-Print PRO Online (without installation) for your labeling specifications.

## General ordering data

|            |                            |   |
|------------|----------------------------|---|
| Type       | DEK 5/6.5 MC NE WS         | Version   |
| Order No.  | <a href="#">1609840000</a> | Dekafix, Terminal marker, 5 x 6.5 mm, Pitch in mm (P): 6.50 |
| GTIN (EAN) | 4008190203429              | Weidmueller, white  |
| Qty.       | 900 ST                     |   |

## Custom printing



The Dekafix (DEK) marker is the universal marker for all conductor and plug-in connectors as well as for electronic sub-assemblies. The system is ideal for short number sequences and covers a wide range of ready-printed markers.

Strips for fast installation in only one work step. The printing is easy to read, rich in contrast and available in various widths.

- Large range of ready-to-use markers
  - Strips for fast installation
  - Terminal markers, suitable for all Weidmüller cable connectors
  - Available as blank MultiCard or with standard printing
- For custom printing: Please send us a file of our labeling software M-Print PRO or M-Print PRO Online (without installation) for your labeling specifications.

## SAKR 2STB BL

**Weidmüller Interface GmbH & Co. KG**  
 Klingenbergstraße 26  
 D-32758 Detmold  
 Germany


www.weidmueller.com

## Accessories

## General ordering data

|            |                            |         |   |
|------------|----------------------------|---------|---|
| Type       | DEK 5/6.5 MC SDR           | Version |   |
| Order No.  | <a href="#">1609850000</a> |         | Dekafix, Terminal marker, 5 x 6.5 mm, Pitch in mm (P): 6.50 |
| GTIN (EAN) | 4008190456610              |         | Weidmueller, To customer specification                      |
| Qty.       | 180 ST                     |         |   |

## SchT group marker carrier



The SchT 5 S group tag carriers are clipped directly onto the TS 32 mounting rail (G-rail) or the TS 35 mounting rail (top-hat rail). It is therefore possible to label the terminal strip irrespective of the terminal and the type of terminal. SchT 5 and SchT 5 S are fitted with ESO 5, STR 5 protective strips.

The SchT 7 is a hinged group tag carrier for inlay tags which enables easy access to the clamping screw. The SchT 7 is fitted with ESO 7, STR 7 protective strips or DEK 5.

Inlay tags and protective strips can be found under "Accessories".

## General ordering data

|            |                            |         |   |
|------------|----------------------------|---------|---|
| Type       | SCHT 7                     | Version |   |
| Order No.  | <a href="#">0517960000</a> |         | SCHT, Terminal marker, 39.3 x 8 mm, Pitch in mm (P): 7.00 |
| GTIN (EAN) | 4008190001742              |         | Weidmueller, white  |
| Qty.       | 20 ST                      |         |   |

## Marker holder



The marker holder offer the possibility of additional mounting of standard markers with a pitch of 5 or 5.1 mm. The angled holders can be optionally snapped together and could be mounted in all standard marking channels of the Klippon® Connect modular terminal blocks. Fitting marker types could be found under the respective accessories of the designation marking holder.

## General ordering data

|            |                            |         |                            |
|------------|----------------------------|---------|----------------------------|
| Type       | BZT 1 WS 10/5              | Version |                            |
| Order No.  | <a href="#">1805490000</a> |         | Accessories, Marker holder |
| GTIN (EAN) | 4032248270231              |         |                            |
| Qty.       | 100 ST                     |         |                            |
| Type       | BZT 1 ZA WS 10/5           | Version |                            |
| Order No.  | <a href="#">1805520000</a> |         | Accessories, Marker holder |
| GTIN (EAN) | 4032248270248              |         |                            |
| Qty.       | 100 ST                     |         |                            |