


DK 4/35 1D 1K5 GET.SCH**Weidmüller Interface GmbH & Co. KG**

Klingenbergstraße 26

D-32758 Detmold

Germany

www.weidmueller.com**Product image**

Fuse terminal blocks and component terminal blocks allow protective and functional elements to be integrated directly into the terminal strip. Fuse terminal blocks include built-in fuse holders to reliably protect electrical circuits against overload —ideal for control and distribution systems. Component terminal blocks make it possible to incorporate electronic components such as diodes, resistors, or LEDs directly into the wiring. This enables space-saving and clearly arranged implementation of switching functions and signal separation. Both types of terminal blocks ensure higher safety, easy maintenance, and a compact, function-oriented installation.

General ordering data

Version	Component terminal block, Screw connection, beige / yellow, 4 mm ² , 24 V, 24 V, Number of connections: 4, Number of levels: 2, TS 35
Order No.	0396960000
Type	DK 4/35 1D 1K5 GET.SCH
GTIN (EAN)	4008190040888
Qty.	25 items
Delivery status	This article will no longer be available in the future.
Available until	2026-06-30T00:00:00+02:00

DK 4/35 1D 1K5 GET.SCH

Weidmüller Interface GmbH & Co. KG
 Klingenbergstraße 26
 D-32758 Detmold
 Germany

www.weidmueller.com

Technical data

Approvals

Approvals



ROHS Conform

Dimensions and weights

Depth	54 mm	Depth (inches)	2.126 inch
Height	50 mm	Height (inches)	1.9685 inch
Width	6 mm	Width (inches)	0.2362 inch
Net weight	12.4 g		

Temperatures

Storage temperature	-25 °C...55 °C	Ambient temperature	-5 °C...40 °C
Continuous operating temp., min.	-50 °C	Continuous operating temp., max.	100 °C

Environmental Product Compliance

RoHS Compliance Status	Compliant with exemption
RoHS Exemption (if applicable/known)	7a, 7cl
REACH SVHC	Lead 7439-92-1
SCIP	c6099607-b1cd-4fc8-8f5b-8c2defa73093

Material data

Basic material	PA 66	Colour	beige / yellow
UL 94 flammability rating	V-2		

System specifications

Version	Screw connection, with diode	End cover plate required	Yes
Number of potentials	1	Number of levels	2
Number of clamping points per level	2	Number of potentials per tier	1
Levels cross-connected internally	Yes	PE connection	No
Mounting rail	TS 35	N-function	No
PE function	No	PEN function	No

Additional technical data

Open sides	right	Number of similar terminals	1
Explosion-tested version	No	Type of mounting	Snap-on

Conductors for clamping (rated connection)

Gauge to IEC 60947-1	A3	Wire connection cross section AWG, max.	AWG 12
Connection direction	on side	Tightening torque, max.	0.8 Nm
Tightening torque, min.	0.5 Nm	Stripping length	9 mm
Type of connection 2	Screw connection	Type of connection	Screw connection
Number of connections	4	Clamping range, max.	4 mm ²
Clamping range, min.	0.33 mm ²	Clamping screw	M 3

DK 4/35 1D 1K5 GET.SCH

Weidmüller Interface GmbH & Co. KG
 Klingenbergstraße 26
 D-32758 Detmold
 Germany

www.weidmueller.com

Technical data

Blade size	0.6 x 3.5 mm	Wire connection cross section AWG, min.	AWG 22
Wire connection cross-section, finely stranded with wire-end ferrules DIN 46228/4, min.	0.33 mm ²	Wire connection cross-section, finely stranded with wire-end ferrules DIN 46228/1, max.	4 mm ²
Wire connection cross-section, finely stranded with wire-end ferrules DIN 46228/1, min.	0.33 mm ²	Wire connection cross section, finely stranded, max.	4 mm ²
Wire connection cross section, finely stranded, min.	0.33 mm ²	Connection cross-section, stranded, max.	4 mm ²
Connection cross-section, stranded, min. 0.33 mm ²		Torque level with DMS electric screwdriver	2
Wire connection cross-section, solid core, max.	4 mm ²	Wire connection cross-section, solid core, min.	0.33 mm ²
Connection cross-section, finely stranded, min.	0.33 mm ²		

Dimensions

TS 35 offset	25 mm
--------------	-------

General

Wire connection cross section AWG, max.	AWG 12	Wire connection cross section AWG, min.	AWG 22
Standards	IEC 60947-7-1	Mounting rail	TS 35

Rating data

Rated cross-section	4 mm ²	Rated voltage	24 V
Rated DC voltage	24 V	Nominal current	10 A
Current at maximum wires	10 A	Standards	IEC 60947-7-1
Volume resistance according to IEC 60947-7-x	1 mΩ	Power loss in accordance with IEC 60947-7-x	1.02 W
Pollution severity	3		

Classifications

ETIM 8.0	EC000903	ETIM 9.0	EC000903
ETIM 10.0	EC000903	ECLASS 14.0	27-25-01-14
ECLASS 15.0	27-25-01-14		

DK 4/35 1D 1K5 GET.SCH

Weidmüller Interface GmbH & Co. KG
 Klingenbergstraße 26
 D-32758 Detmold
 Germany

www.weidmueller.com

Accessories

Cross-connections



The distribution or multiplication of a potential to adjoining terminal blocks is realized via a cross-connection. Additional wiring effort can be easily avoided. Even if the poles are broken out, contact reliability in the terminal blocks is still ensured. Our portfolio offers pluggable and screwable cross-connection systems for modular terminal blocks.

General ordering data

Type	Q 2 AKZ4	Version
Order No.	0336400000	Cross-connector (terminal), when screwed in, grey, 24 A, Number of
GTIN (EAN)	4008190037680	poles: 2, Pitch in mm (P): 6.10, Insulated: No, Width: 11.1 mm
Qty.	50 ST	

Disconnect plugs



In contrast to the terminal blocks with integrated disconnect lever, our disconnect plugs can be completely detached or removed from the terminal block and the respective application and offer a flexible alternative solution to our standard disconnectors.

General ordering data

Type	Q 3 AKZ4	Version
Order No.	0336500000	Cross-connector (terminal), when screwed in, grey, 24 A, Number of
GTIN (EAN)	4008190121730	poles: 3, Pitch in mm (P): 6.10, Insulated: No, Width: 17.2 mm
Qty.	50 ST	
Type	Q 4 AKZ4	Version
Order No.	0336600000	Cross-connector (terminal), when screwed in, grey, 24 A, Number of
GTIN (EAN)	4008190096656	poles: 4, Pitch in mm (P): 6.10, Insulated: No, Width: 23.3 mm
Qty.	50 ST	

Cross-connections



The distribution or multiplication of a potential to adjoining terminal blocks is realized via a cross-connection. Additional wiring effort can be easily avoided. Even if the poles are broken out, contact reliability in the terminal blocks is still ensured. Our portfolio offers pluggable and screwable cross-connection systems for modular terminal blocks.

DK 4/35 1D 1K5 GET.SCH

Weidmüller Interface GmbH & Co. KG
 Klingenbergstraße 26
 D-32758 Detmold
 Germany

www.weidmueller.com

Accessories

General ordering data

Type	Q 10 AKZ4	Version
Order No.	0368600000	Cross-connector (terminal), when screwed in, grey, 24 A, Number of
GTIN (EAN)	4008190056766	poles: 10, Pitch in mm (P): 6.10, Insulated: No, Width: 59.9 mm
Qty.	20 ST	
Type	QB 2 WI RA6 IS	Version
Order No.	0482700000	Cross-connector (terminal), when screwed in, grey, 27 A, Number of
GTIN (EAN)	4008190166021	poles: 2, Pitch in mm (P): 6.00, Insulated: Yes, Width: 3 mm
Qty.	50 ST	
Type	QB 3 WI RA6 IS	Version
Order No.	0482800000	Cross-connector (terminal), when screwed in, grey, 27 A, Number of
GTIN (EAN)	4008190145217	poles: 3, Pitch in mm (P): 6.00, Insulated: Yes, Width: 3 mm
Qty.	50 ST	
Type	QB 4 WI RA6 IS	Version
Order No.	0482900000	Cross-connector (terminal), when screwed in, grey, 27 A, Number of
GTIN (EAN)	4008190086169	poles: 4, Pitch in mm (P): 6.00, Insulated: Yes, Width: 3 mm
Qty.	50 ST	

Disconnect plugs



In contrast to the terminal blocks with integrated disconnect lever, our disconnect plugs can be completely detached or removed from the terminal block and the respective application and offer a flexible alternative solution to our standard disconnectors.

General ordering data

Type	QB 75/6.2/9/WI	Version
Order No.	0526400000	Cross-connector (terminal), when screwed in, grey, 27 A, Number of
GTIN (EAN)	4008190099923	poles: 75, Pitch in mm (P): 6.00, Insulated: No, Width: 0.8 mm
Qty.	10 ST	

End plates and partition plates



Partition plates and end plates are essential accessories for terminal blocks. Partition plates provide optical and electrical separation of different potentials and functional groups, increasing safety and ensuring a clear structure inside the control cabinet. End plates close the terminal block row on the sides, protect against contact with live parts, and ensure a clean, stable finish. Both components are precisely matched to the respective Weidmüller terminal block series, contributing to safe, compliant, and professional wiring.

General ordering data

Type	AP DK4	Version
Order No.	0359260000	End plate for terminals, beige, Height: 50 mm, Width: 1.5 mm, V-2,
GTIN (EAN)	4008190012991	PA 66, Snap-on: Yes
Qty.	20 ST	

DK 4/35 1D 1K5 GET.SCH

Weidmüller Interface GmbH & Co. KG

Klingenbergstraße 26


D-32758 Detmold

Germany

www.weidmueller.com

Accessories

End bracket



Weidmüller's range of products includes end brackets that guarantee a permanent, reliable mounting on the terminal rail and prevent sliding. Versions with and without screws are available. The end brackets include marking options, also for group markers, and also a test plug holder.

General ordering data

Type	EW 35	Version
Order No.	0383560000	End bracket, beige, TS 35, V-2, Wemid, Width: 8.5 mm, 100 °C
GTIN (EAN)	4008190181314	
Qty.	50 ST	
Type	EWK 1	Version
Order No.	0206160000	End bracket, beige, TS 32, V-0, Wemid, Width: 9 mm, 100 °C
GTIN (EAN)	4008190080020	
Qty.	50 ST	

End plates and partition plates



Partition plates and end plates are essential accessories for terminal blocks. Partition plates provide optical and electrical separation of different potentials and functional groups, increasing safety and ensuring a clear structure inside the control cabinet. End plates close the terminal block row on the sides, protect against contact with live parts, and ensure a clean, stable finish. Both components are precisely matched to the respective Weidmüller terminal block series, contributing to safe, compliant, and professional wiring.

General ordering data

Type	TSCH 4 AKZ4	Version
Order No.	0363360000	Small partition (terminal), PA 66, beige, Continuous operating temp., max.: 100 °C
GTIN (EAN)	4008190136680	
Qty.	100 ST	

Testadapter and testsockets



Test adapters and test plugs are used for the electrical connection between terminal blocks and the test equipment. In this way, an electrical contact can be established in the wired state and measurements can be done easily.

DK 4/35 1D 1K5 GET.SCH

Weidmüller Interface GmbH & Co. KG
 Klingenbergstraße 26
 D-32758 Detmold
 Germany

www.weidmueller.com

Accessories

General ordering data

Type	PS 2.3 RT	Version
Order No.	0180400000	Test adapter (terminal), 230 V, 20 mA
GTIN (EAN)	4008190060121	
Qty.	20 ST	
Type	STB 8.5/D4/2.3/M2.5 AKZ	Version
Order No.	0215700000	Accessories, Socket
GTIN (EAN)	4008190184872	
Qty.	50 ST	

Mounting support



We offer a broad portfolio of mounting support for easy handling and supplementation of our products. From various tools to insulating sleeves and various screws, our components are matched to each other down to the last detail and thus facilitate assembly in compliance with the respective standards and protective regulations.

General ordering data

Type	BFSC M2.5X14 SAKD2.5N	Version
Order No.	0266800000	Mounting screw (Terminal), 2.50 mm, Depth: 3.8 mm, Width: 4.5 mm, Height: 14 mm
GTIN (EAN)	4008190084899	
Qty.	100 ST	
Type	BFSC M2.5X18 PA/RT	Version
Order No.	0303300000	Mounting screw (Terminal), 2.50 mm, Polyamide 66, Depth: 3.8 mm, Width: 4.5 mm, Height: 18 mm
GTIN (EAN)	4008190040673	
Qty.	100 ST	

Cross-connections



The distribution or multiplication of a potential to adjoining terminal blocks is realized via a cross-connection. Additional wiring effort can be easily avoided. Even if the poles are broken out, contact reliability in the terminal blocks is still ensured. Our portfolio offers pluggable and screwable cross-connection systems for modular terminal blocks.

General ordering data

Type	VL 2 AKZ4/DK4	Version
Order No.	0446700000	Cross-connector (terminal), when screwed in, grey, 32 A, Number of poles: 2, Pitch in mm (P): 6.00, Insulated: No, Width: 5 mm
GTIN (EAN)	4008190055486	
Qty.	50 ST	

DK 4/35 1D 1K5 GET.SCH

Weidmüller Interface GmbH & Co. KG
 Klingenbergstraße 26
 D-32758 Detmold
 Germany


www.weidmueller.com

Accessories
Disconnect plugs


In contrast to the terminal blocks with integrated disconnect lever, our disconnect plugs can be completely detached or removed from the terminal block and the respective application and offer a flexible alternative solution to our standard disconnectors.

General ordering data

Type	VH 10/4/2.8 AKZ4	Version
Order No.	0446600000	Connecting sleeve (terminal), when screwed in, Width: 4 mm, Height:
GTIN (EAN)	4008190176211	4 mm, Depth: 10, Number of poles: 1, Cu Zn
Qty.	50 ST	
Type	ISPF QB75 SW	Version
Order No.	0526700000	Insulation profile, Plastic, black
GTIN (EAN)	4008190093723	
Qty.	10 ST	

Warning cover


Warning covers with a flash symbol provide more safety for man and machine. They are used where external voltage must be indicated within the application.

General ordering data

Type	AD 4 AKZ4	Version
Order No.	0303400000	Terminal cover, yellow, PVC, Height: 24.2 mm, Width: 20 mm, Depth:
GTIN (EAN)	4008190068158	1 mm, V-2
Qty.	50 ST	

DK 4/35 1D 1K5 GET.SCH

Weidmüller Interface GmbH & Co. KG

Klingenbergstraße 26

D-32758 Detmold

Germany

www.weidmueller.com

Accessories

Blank



The Dekafix (DEK) marker is the universal marker for all conductor and plug-in connectors as well as for electronic sub-assemblies. The system is ideal for short number sequences and covers a wide range of ready-printed markers.


Strips for fast installation in only one work step. The printing is easy to read, rich in contrast and available in various widths.

- Large range of ready-to-use markers
 - Strips for fast installation
 - Terminal markers, suitable for all Weidmüller cable connectors
 - Available as blank MultiCard or with standard printing
- For custom printing: Please send us a file of our labeling software M-Print PRO or M-Print PRO Online (without installation) for your labeling specifications.

General ordering data

Type	DEK 5/6 MC NE WS	Version
Order No.	1609820000	Dekafix, Terminal marker, 5 x 6 mm, Pitch in mm (P): 6.00
GTIN (EAN)	4008190203436	Weidmueller, white
Qty.	1000 ST	

Marker holder



The marker holder offer the possibility of additional mounting of standard markers with a pitch of 5 or 5.1 mm. The angled holders can be optionally snapped together and could be mounted in all standard marking channels of the Klippon® Connect modular terminal blocks. Fitting marker types could be found under the respective accessories of the designation marking holder.

General ordering data

Type	BZT 1 WS 10/5	Version
Order No.	1805490000	Accessories, Marker holder
GTIN (EAN)	4032248270231	
Qty.	100 ST	

Type	BZT 1 ZA WS 10/5	Version
Order No.	1805520000	Accessories, Marker holder
GTIN (EAN)	4032248270248	
Qty.	100 ST	