



SAK 6/35 PA**Weidmüller Interface GmbH & Co. KG**Klingenbergstraße 26
D-32758 Detmold
Germany

www.weidmueller.com

Product image

To feed through power, signal, and data is the classical requirement in electrical engineering and panel building. The insulating material, the connection system and the design of the terminal blocks are the differentiating features. A feed-through terminal block is suitable for joining and/or connecting one or more conductors. They could have one or more connection levels that are on the same potential or insulated against one another.

General ordering data

| | |
|---------------------|--|
| Version | Feed-through terminal block, Screw connection, beige / yellow, 6 mm ² , 41 A, 800 V, Number of connections: 2 |
| Order No. | 0380560000 |
| Type | SAK 6/35 PA |
| GTIN (EAN) | 4008 190134648 |
| Qty. | 100 items |
| Alternative product | WDU 6 |

Technical data

Approvals

Approvals



| | |
|-----------------------|----------------------------|
| ROHS | Conform |
| UL File Number Search | UL Website |
| Certificate No. (UR) | E60693 |

Dimensions and weights

| | | | |
|------------|---------|-----------------|-------------|
| Depth | 44 mm | Depth (inches) | 1.7323 inch |
| Height | 45 mm | Height (inches) | 1.7716 inch |
| Width | 8 mm | Width (inches) | 0.315 inch |
| Net weight | 12.98 g | | |

Temperatures

| | | | |
|----------------------------------|----------------|----------------------------------|----------------|
| Storage temperature | -25 °C...55 °C | Ambient temperature | -50 °C...55 °C |
| Continuous operating temp., min. | -50 °C | Continuous operating temp., max. | 100 °C |

Environmental Product Compliance

| | |
|------------------------|-----------------------------|
| RoHS Compliance Status | Compliant without exemption |
| REACH SVHC | No SVHC above 0.1 wt% |

Material data

| | | | |
|---------------------------|-------|--------|----------------|
| Basic material | PA 66 | Colour | beige / yellow |
| UL 94 flammability rating | V-2 | | |

Rating data IECEX/ATEX

| | | | |
|--------------------------------|--------------------|---------------------------------|--------------------|
| Certificate No. (ATEX) | TUEV18ATEX8207U | Certificate No. (IECEX) | IECEXTUR18.0017U |
| Max. voltage (ATEX) | 550 V | Current (ATEX) | 41 A |
| Wire cross section max. (ATEX) | 10 mm ² | Max. voltage (IECEX) | 550 V |
| Current (IECEX) | 41 A | Wire cross section max. (IECEX) | 10 mm ² |
| Marking EN 60079-7 | Ex eb II C Gb | Ex 2014/34/EU label | II 2 G D |

System specifications

| | | | |
|-------------------------------------|---|-------------------------------|-----|
| Version | Screw connection, for screwable cross-connection, One end without connector | End cover plate required | Yes |
| Number of potentials | 1 | Number of levels | 1 |
| Number of clamping points per level | 2 | Number of potentials per tier | 1 |
| Levels cross-connected internally | No | PE connection | No |
| Mounting rail | TS 35 | N-function | No |
| PE function | No | PEN function | No |

SAK 6/35 PA

Weidmüller Interface GmbH & Co. KG

Klingenbergstraße 26
D-32758 Detmold
Germany

www.weidmueller.com

Technical data

Additional technical data

| | | | |
|--------------------------|-------|-----------------------------|---------|
| Open sides | right | Number of similar terminals | 1 |
| Explosion-tested version | Yes | Type of mounting | Snap-on |

CSA rating data

| | | | |
|-------------------------------|--------|-----------------------|----------------|
| Wire cross section max. (CSA) | 8 AWG | Voltage size C (CSA) | 600 V |
| Current size C (CSA) | 47 A | Certificate No. (CSA) | 154685-1501714 |
| Wire cross section min. (CSA) | 20 AWG | | |

Conductors for clamping (additional connection)

| | | | |
|---|-------------------|--|------------------|
| Conductor cross-section, flexible plus plastic collar DIN 46228/1, further connection, max. | 6 mm ² | Connection type, additional connection | Screw connection |
|---|-------------------|--|------------------|

Conductors for clamping (rated connection)

| | | | |
|---|----------------------|---|----------------------|
| Gauge to IEC 60947-1 | A5 | Wire connection cross section AWG, max. | AWG 8 |
| Connection direction | on side | Tightening torque, max. | 1.6 Nm |
| Tightening torque, min. | 0.8 Nm | Stripping length | 12 mm |
| Type of connection | Screw connection | Number of connections | 2 |
| Clamping range, max. | 10 mm ² | Clamping range, min. | 0.33 mm ² |
| Clamping screw | M 3.5 | Blade size | 4.0 x 0.8 mm |
| Wire connection cross section AWG, min. | AWG 22 | Wire connection cross-section, finely stranded with wire-end ferrules DIN 46228/4, max. | 6 mm ² |
| Wire connection cross-section, finely stranded with wire-end ferrules DIN 46228/4, min. | 0.33 mm ² | Wire connection cross-section, finely stranded with wire-end ferrules DIN 46228/1, max. | 6 mm ² |
| Wire connection cross-section, finely stranded with wire-end ferrules DIN 46228/1, min. | 0.33 mm ² | Wire connection cross section, finely stranded, max. | 10 mm ² |
| Wire connection cross section, finely stranded, min. | 0.33 mm ² | Connection cross-section, stranded, max. | 6 mm ² |
| Connection cross-section, stranded, min. | 0.33 mm ² | Twin wire-end ferrules, max. | 4 mm ² |
| Twin wire-end ferrules, min. | 0.5 mm ² | Torque level with DMS electric screwdriver | 3 |
| Wire connection cross-section, solid core, max. | 10 mm ² | Wire connection cross-section, solid core, min. | 0.33 mm ² |
| Connection cross-section, finely stranded, min. | 0.33 mm ² | | |

Dimensions

| | |
|--------------|-------|
| TS 35 offset | 20 mm |
|--------------|-------|

General

| | | | |
|---|---------------|---|--------|
| Wire connection cross section AWG, max. | AWG 8 | Wire connection cross section AWG, min. | AWG 22 |
| Standards | IEC 60947-7-1 | Mounting rail | TS 35 |

Rating data

| | | | |
|---------------------|-------------------|-----------------|-------|
| Rated cross-section | 6 mm ² | Rated voltage | 800 V |
| Rated DC voltage | 800 V | Nominal current | 41 A |

SAK 6/35 PA

Weidmüller Interface GmbH & Co. KG
Klingenbergstraße 26
D-32758 Detmold
Germany

www.weidmueller.com

Technical data

| | | | |
|--|---------|---------------------------------|---------------|
| Current at maximum wires | 57 A | Standards | IEC 60947-7-1 |
| Volume resistance according to IEC 60947-7-x | 0.78 mΩ | Rated impulse withstand voltage | 8 kV |
| Power loss in accordance with IEC 60947-7-x | 1.31 W | Pollution severity | 3 |

UL rating data

| | | | |
|---|--------|---|--------|
| Conductor size Factory wiring max. (UR) | 8 AWG | Current size C (UR) | 40 A |
| Voltage size C (UR) | 600 V | Conductor size Factory wiring min. (UR) | 22 AWG |
| Certificate No. (UR) | E60693 | Conductor size Field wiring min. (UR) | 22 AWG |
| Conductor size Field wiring max. (UR) | 8 AWG | | |

Classifications

| | | | |
|-------------|-------------|-------------|-------------|
| ETIM 8.0 | EC000897 | ETIM 9.0 | EC000897 |
| ETIM 10.0 | EC000897 | ECLASS 14.0 | 27-25-01-01 |
| ECLASS 15.0 | 27-25-01-01 | | |


SAK 6/35 PA

Weidmüller Interface GmbH & Co. KG
 Klingenbergstraße 26
 D-32758 Detmold
 Germany

www.weidmueller.com

Accessories

Cross-connections



The distribution or multiplication of a potential to adjoining terminal blocks is realized via a cross-connection. Additional wiring effort can be easily avoided. Even if the poles are broken out, contact reliability in the terminal blocks is still ensured. Our portfolio offers pluggable and screwable cross-connection systems for modular terminal blocks.

General ordering data

| | | |
|------------|----------------------------|---|
| Type | Q 2 SAK6N | Version |
| Order No. | 0456700000 | Cross-connector (terminal), when screwed in, grey, 41 A, Number of poles: 2, Pitch in mm (P): 7.90, Insulated: No, Width: 13.9 mm |
| GTIN (EAN) | 4008190150044 | |
| Qty. | 50 ST | |

Disconnect plugs



In contrast to the terminal blocks with integrated disconnect lever, our disconnect plugs can be completely detached or removed from the terminal block and the respective application and offer a flexible alternative solution to our standard disconnectors.

General ordering data

| | | |
|------------|----------------------------|--|
| Type | Q 3 SAK6N | Version |
| Order No. | 0456800000 | Cross-connector (terminal), when screwed in, grey, 41 A, Number of poles: 3, Pitch in mm (P): 7.90, Insulated: No, Width: 21.8 mm |
| GTIN (EAN) | 4008190110277 | |
| Qty. | 50 ST | |
| Type | Q 4 SAK6N | Version |
| Order No. | 0456900000 | Cross-connector (terminal), when screwed in, grey, 41 A, Number of poles: 4, Pitch in mm (P): 7.90, Insulated: No, Width: 29.7 mm |
| GTIN (EAN) | 4008190032579 | |
| Qty. | 50 ST | |
| Type | Q 10 SAK6N | Version |
| Order No. | 0457000000 | Cross-connector (terminal), when screwed in, grey, 41 A, Number of poles: 10, Pitch in mm (P): 7.90, Insulated: No, Width: 77.1 mm |
| GTIN (EAN) | 4008190153762 | |
| Qty. | 20 ST | |

SAK 6/35 PA

Weidmüller Interface GmbH & Co. KG

Klingenbergstraße 26

D-32758 Detmold

Germany

Accessories

www.weidmueller.com

End plates and partition plates



Partition plates and end plates are essential accessories for terminal blocks. Partition plates provide optical and electrical separation of different potentials and functional groups, increasing safety and ensuring a clear structure inside the control cabinet. End plates close the terminal block row on the sides, protect against contact with live parts, and ensure a clean, stable finish. Both components are precisely matched to the respective Weidmüller terminal block series, contributing to safe, compliant, and professional wiring.

General ordering data

| | | |
|------------|----------------------------|---|
| Type | AP SAK4-10 | Version |
| Order No. | 0117960000 | End plate for terminals, beige, Height: 40 mm, Width: 1.5 mm, V-2, |
| GTIN (EAN) | 4008190081485 | PA 66, Snap-on: Yes |
| Qty. | 20 ST | |
| Type | AP SAK4-10 BL | Version |
| Order No. | 0117980000 | End plate for terminals, blue, Height: 40 mm, Width: 1.5 mm, V-2, PA |
| GTIN (EAN) | 4008190171087 | 66, Snap-on: Yes |
| Qty. | 20 ST | |
| Type | AP SAK4-10 DB | Version |
| Order No. | 0105100000 | End plate for terminals, dark beige, Height: 40 mm, Width: 1.5 mm, |
| GTIN (EAN) | 4008190394875 | V-0, Wemid, Snap-on: Yes |
| Qty. | 20 ST | |
| Type | AP SAK4-10 RT | Version |
| Order No. | 0117900000 | End plate for terminals, red, Height: 40 mm, Width: 1.5 mm, V-2, PA |
| GTIN (EAN) | 4008190125059 | 66, Snap-on: Yes |
| Qty. | 20 ST | |
| Type | TW 4 SAK4-10 | Version |
| Order No. | 0130160000 | Partition plate (terminal), beige, Height: 50 mm, Width: 1.5 mm, V-2, |
| GTIN (EAN) | 4008190096335 | PA 66 |
| Qty. | 20 ST | |
| Type | TW 4 SAK4-10 BL | Version |
| Order No. | 0130180000 | Partition plate (terminal), blue, Height: 50 mm, Width: 1.5 mm, V-2, |
| GTIN (EAN) | 4008190114138 | PA 66 |
| Qty. | 20 ST | |

Testadapter and testsockets



Test adapters and test plugs are used for the electrical connection between terminal blocks and the test equipment. In this way, an electrical contact can be established in the wired state and measurements can be done easily.

SAK 6/35 PA

Weidmüller Interface GmbH & Co. KG
 Klingenbergstraße 26
 D-32758 Detmold
 Germany

www.weidmueller.com

Accessories

General ordering data

| | | | |
|------------|----------------------------|--------------------------------|--|
| Type | PS 4 F.STB 4 | Version | |
| Order No. | 0299600000 | Test adapter (terminal), 230 V | |
| GTIN (EAN) | 4008190074043 | | |
| Qty. | 20 ST | | |

Accessorie



Current and voltage transformer wiring
 Our test disconnect terminal blocks featuring spring and screw connection technology allow you to create all the important converter circuits for measuring current, voltage and power in a safe and sophisticated way.

General ordering data

| | | | |
|------------|----------------------------|---------------------|--|
| Type | STB 14/D6/4/M3 SAK 10 | Version | |
| Order No. | 0169900000 | Accessories, Socket | |
| GTIN (EAN) | 4008190076665 | | |
| Qty. | 50 ST | | |

Mounting support



We offer a broad portfolio of mounting support for easy handling and supplementation of our products. From various tools to insulating sleeves and various screws, our components are matched to each other down to the last detail and thus facilitate assembly in compliance with the respective standards and protective regulations.

General ordering data

| | | | |
|------------|----------------------------|--|--|
| Type | BFSC M3X25 | Version | |
| Order No. | 0292500000 | Mounting screw (Terminal), 3.00 mm, Steel, Depth: 4.8 mm, Width: 4.8 mm, Height: 25 mm | |
| GTIN (EAN) | 4008190177027 | | |
| Qty. | 100 ST | | |

SAK 6/35 PA

Weidmüller Interface GmbH & Co. KG

Klingenbergstraße 26


D-32758 Detmold

Germany

www.weidmueller.com

Accessories

Cross-connections




The distribution or multiplication of a potential to adjoining terminal blocks is realized via a cross-connection. Additional wiring effort can be easily avoided. Even if the poles are broken out, contact reliability in the terminal blocks is still ensured. Our portfolio offers pluggable and screwable cross-connection systems for modular terminal blocks.

General ordering data

| | | |
|------------|----------------------------|--|
| Type | VL 2 SAK6N/SAKT | Version |
| Order No. | 0194700000 | Cross-connector (terminal), when screwed in, grey, 32 A, Number of poles: 2, Pitch in mm (P): 8.00, Insulated: No, Width: 7 mm |
| GTIN (EAN) | 4008190148027 | |
| Qty. | 50 ST | |
| Type | VH 19/5/3.4 | Version |
| Order No. | 0285100000 | Connecting sleeve (terminal), when screwed in, Width: 5 mm, Height: 5 mm, Depth: 17.5, Number of poles: 1, Cu Zn |
| GTIN (EAN) | 4008190189297 | |
| Qty. | 50 ST | |

Warning cover



Warning covers with a flash symbol provide more safety for man and machine. They are used where external voltage must be indicated within the application.

General ordering data

| | | |
|------------|----------------------------|--|
| Type | AD 4 SAK6N | Version |
| Order No. | 0196600000 | Terminal cover, yellow, PVC, Height: 25 mm, Width: 31.6 mm, Depth: 1 mm, V-2 |
| GTIN (EAN) | 4008190169336 | |
| Qty. | 50 ST | |

Mounting support



We offer a broad portfolio of mounting support for easy handling and supplementation of our products. From various tools to insulating sleeves and various screws, our components are matched to each other down to the last detail and thus facilitate assembly in compliance with the respective standards and protective regulations.

SAK 6/35 PA

Weidmüller Interface GmbH & Co. KG

Klingenbergstraße 26

D-32758 Detmold

Germany

www.weidmueller.com

Accessories

General ordering data

| | | | |
|------------|----------------------------|--|--|
| Type | BFSC M3X22 PA/RT | Version | |
| Order No. | 0128900000 | Mounting screw (Terminal), 3.00 mm, Polyamide 66, Depth: 4.8 mm, | |
| GTIN (EAN) | 4008190084158 | Width: 4.8 mm, Height: 22 mm | |
| Qty. | 100 ST | | |

Custom printing



The Dekafix (DEK) marker is the universal marker for all conductor and plug-in connectors as well as for electronic sub-assemblies. The system is ideal for short number sequences and covers a wide range of ready-printed markers.

Strips for fast installation in only one work step. The printing is easy to read, rich in contrast and available in various widths.

- Large range of ready-to-use markers
 - Strips for fast installation
 - Terminal markers, suitable for all Weidmüller cable connectors
 - Available as blank MultiCard or with standard printing
- For custom printing: Please send us a file of our labeling software M-Print PRO or M-Print PRO Online (without installation) for your labeling specifications.

General ordering data

| | | | |
|------------|----------------------------|---|--|
| Type | DEK 5/8 MC SDR | Version | |
| Order No. | 1856750000 | Dekafix, Terminal marker, 5 x 8 mm, Pitch in mm (P): 8.00 | |
| GTIN (EAN) | 4032248400867 | Weidmueller, To customer specification | |
| Qty. | 160 ST | | |

Blank



The Dekafix (DEK) marker is the universal marker for all conductor and plug-in connectors as well as for electronic sub-assemblies. The system is ideal for short number sequences and covers a wide range of ready-printed markers.

Strips for fast installation in only one work step. The printing is easy to read, rich in contrast and available in various widths.

- Large range of ready-to-use markers
 - Strips for fast installation
 - Terminal markers, suitable for all Weidmüller cable connectors
 - Available as blank MultiCard or with standard printing
- For custom printing: Please send us a file of our labeling software M-Print PRO or M-Print PRO Online (without installation) for your labeling specifications.

General ordering data

| | | | |
|------------|----------------------------|---|--|
| Type | DEK 5/8 MC NE WS | Version | |
| Order No. | 1856740000 | Dekafix, Terminal marker, 5 x 8 mm, Pitch in mm (P): 8.00 | |
| GTIN (EAN) | 4032248400850 | Weidmueller, white | |
| Qty. | 800 ST | | |

SAK 6/35 PA

Weidmüller Interface GmbH & Co. KG

Klingenbergstraße 26
D-32758 Detmold
Germany

www.weidmueller.com

Accessories

Plus



The Dekafix (DEK) marker is the universal marker for all conductor and plug-in connectors as well as for electronic sub-assemblies. The system is ideal for short number sequences and covers a wide range of ready-printed markers.

Strips for fast installation in only one work step. The printing is easy to read, rich in contrast and available in various widths.

- Large range of ready-to-use markers
 - Strips for fast installation
 - Terminal markers, suitable for all Weidmüller cable connectors
 - Available as blank MultiCard or with standard printing
- For custom printing: Please send us a file of our labeling software M-Print PRO or M-Print PRO Online (without installation) for your labeling specifications.

General ordering data

| | | |
|------------|----------------------------|---|
| Type | DEK 5/8 PLUS MC NE WS | Version |
| Order No. | 1046350000 | Dekafix, Terminal marker, 5 x 8 mm, Pitch in mm (P): 8.00 |
| GTIN (EAN) | 4032248782055 | Weidmueller, white |
| Qty. | 800 ST | |

Custom printing



The Dekafix (DEK) marker is the universal marker for all conductor and plug-in connectors as well as for electronic sub-assemblies. The system is ideal for short number sequences and covers a wide range of ready-printed markers.

Strips for fast installation in only one work step. The printing is easy to read, rich in contrast and available in various widths.

- Large range of ready-to-use markers
 - Strips for fast installation
 - Terminal markers, suitable for all Weidmüller cable connectors
 - Available as blank MultiCard or with standard printing
- For custom printing: Please send us a file of our labeling software M-Print PRO or M-Print PRO Online (without installation) for your labeling specifications.

General ordering data

| | | |
|------------|----------------------------|---|
| Type | DEK 5/8 PLUS MC SDR | Version |
| Order No. | 1046370000 | Dekafix, Terminal marker, 5 x 8 mm, Pitch in mm (P): 8.00 |
| GTIN (EAN) | 4032248782079 | Weidmueller, To customer specification |
| Qty. | 160 ST | |

SAK 6/35 PA

Weidmüller Interface GmbH & Co. KG

Klingenbergstraße 26

D-32758 Detmold

Germany

Accessories

www.weidmueller.com

DEK 5/8



WS/ DEK

MultiMark terminal markers use an innovative composite material made from two components. The hard base contour of the marker snaps securely into the connector. The elastic surface finish makes the marker easy to mount. This specially punched material enables the strips to be stretched to accommodate the slight variations in spacing that tend to add up, especially with long terminal blocks. Another advantage: the excellent printability of the surface material guarantees durable and wear-resistant labelling. A print resolution of 300 dpi also produces a very legible script.

Your benefits with MultiMark

- Firm hold and durable printing
- Continuous strips save installation time
- Easy mounting thanks to an innovative composite material
- Large label field for optimal legibility
- High flexibility thanks to manufacturer independence

General ordering data

| | | | |
|------------|----------------------------|--|--|
| Type | DEK 5/8 MM WS | Version | |
| Order No. | 2007130000 | Dekafix, Terminal marker, 5 x 8 mm, Weidmueller, white | |
| GTIN (EAN) | 4050118392012 | | |
| Qty. | 500 ST | | |

Marker holder



The marker holder offer the possibility of additional mounting of standard markers with a pitch of 5 or 5.1 mm. The angled holders can be optionally snapped together and could be mounted in all standard marking channels of the Klippon® Connect modular terminal blocks. Fitting marker types could be found under the respective accessories of the designation marking holder.

General ordering data

| | | | |
|------------|----------------------------|----------------------------|--|
| Type | BZT 1 WS 10/5 | Version | |
| Order No. | 1805490000 | Accessories, Marker holder | |
| GTIN (EAN) | 4032248270231 | | |
| Qty. | 100 ST | | |
| Type | BZT 1 ZA WS 10/5 | Version | |
| Order No. | 1805520000 | Accessories, Marker holder | |
| GTIN (EAN) | 4032248270248 | | |
| Qty. | 100 ST | | |

Accessories

Testadapter and testsockets



Test adapters and test plugs are used for the electrical connection between terminal blocks and the test equipment. In this way, an electrical contact can be established in the wired state and measurements can be done easily.

General ordering data

| | | | |
|------------|----------------------------|---|--|
| Type | STA 1/ZA SAK4-10 | Version | |
| Order No. | 1632450000 | Test adapter (terminal), 1.5 mm ² , 250 V, 0.2 A | |
| GTIN (EAN) | 4008190209636 | | |
| Qty. | 25 ST | | |