


AK 4/10**Weidmüller Interface GmbH & Co. KG**

Klingenbergstraße 26

D-32758 Detmold

Germany

www.weidmueller.com

Thanks to their compact design, Mini rail-mounted terminal blocks are ideal for working in confined spaces such as small housings and terminal boxes.

General ordering data

Version	Feed-through terminal block, Screw connection, beige / yellow, 4 mm ² , 32 A, 690 V, Number of connections: 20
Order No.	0366560000
Type	AK 4/10
GTIN (EAN)	4008190086008
Qty.	10 items
Delivery status	This article will no longer be available in the future.
Available until	2026-06-30T00:00:00+02:00
Alternative product	AKZ 4

Technical data

Approvals

Approvals



ROHS Conform

UL File Number Search [UL Website](#)

Certificate No. (UR) E60693

Dimensions and weights

Depth	33 mm	Depth (inches)	1.2992 inch
Height	36.5 mm	Height (inches)	1.437 inch
Width	60 mm	Width (inches)	2.3622 inch
Net weight	57.11 g		

Temperatures

Storage temperature	-25 °C...55 °C	Ambient temperature	-50 °C...55 °C
Continuous operating temp., min.	-50 °C	Continuous operating temp., max.	100 °C

Environmental Product Compliance

RoHS Compliance Status	Compliant without exemption
REACH SVHC	No SVHC above 0.1 wt%

Material data

Basic material	PA 66	Colour	beige / yellow
UL 94 flammability rating	V-2		

System specifications

Version	Screw connection, With assembly peg, for screwable cross- connection, One end without connector	End cover plate required	Yes
Number of potentials	1	Number of levels	1
Number of clamping points per level	1	Number of potentials per tier	1
Levels cross-connected internally	No	PE connection	No
Mounting rail	TS 15	N-function	No
PE function	No	PEN function	No

Additional technical data

Open sides	right	Number of similar terminals	10
Explosion-tested version	No	Type of mounting	Snap-on

CSA rating data

Wire cross section max. (CSA)	12 AWG	Voltage size C (CSA)	600 V
Current size C (CSA)	20 A	Certificate No. (CSA)	154685-1372355
Wire cross section min. (CSA)	24 AWG		

Technical data

Conductors for clamping (additional connection)

Connection type, additional connection Screw connection

Conductors for clamping (rated connection)

Gauge to IEC 60947-1	A3	Wire connection cross section AWG, max.	AWG 12
Connection direction	on side	Tightening torque, max.	0.8 Nm
Tightening torque, min.	0.6 Nm	Stripping length	8 mm
Type of connection	Screw connection	Number of connections	20
Clamping range, max.	6 mm ²	Clamping range, min.	0.13 mm ²
Clamping screw	M 3	Blade size	0.6 x 3.5 mm
Wire connection cross section AWG, min.	AWG 26	Wire connection cross-section, finely stranded with wire-end ferrules DIN 46228/4, max.	2.5 mm ²
Wire connection cross-section, finely stranded with wire-end ferrules DIN 46228/4, min.	0.13 mm ²	Wire connection cross-section, finely stranded with wire-end ferrules DIN 46228/1, max.	2.5 mm ²
Wire connection cross-section, finely stranded with wire-end ferrules DIN 46228/1, min.	0.13 mm ²	Wire connection cross section, finely stranded, max.	4 mm ²
Wire connection cross section, finely stranded, min.	0.13 mm ²	Connection cross-section, stranded, max.	4 mm ²
Connection cross-section, stranded, min.	0.13 mm ²	Twin wire-end ferrules, max.	1.5 mm ²
Twin wire-end ferrules, min.	0.5 mm ²	Torque level with DMS electric screwdriver	2
Wire connection cross-section, solid core, max.	6 mm ²	Wire connection cross-section, solid core, min.	0.13 mm ²
Connection cross-section, finely stranded, min.	0.13 mm ²		

Dimensions

TS 15 offset 16 mm

General

Number of poles	10	Wire connection cross section AWG, max.	AWG 12
Wire connection cross section AWG, min.	AWG 26	Standards	IEC 60947-7-1
Mounting rail	TS 15		

Rating data

Rated cross-section	4 mm ²	Rated voltage	690 V
Rated DC voltage	690 V	Nominal current	32 A
Current at maximum wires	41 A	Standards	IEC 60947-7-1
Volume resistance according to IEC 60947-7-x	1 mΩ	Rated impulse withstand voltage	8 kV
Power loss in accordance with IEC 60947-7-x	1.02 W	Pollution severity	3

UL rating data

Conductor size Factory wiring max. (UR)	12 AWG	Current size C (UR)	27 A
Voltage size C (UR)	600 V	Conductor size Factory wiring min. (UR)	22 AWG
Certificate No. (UR)	E60693	Conductor size Field wiring min. (UR)	22 AWG
Conductor size Field wiring max. (UR)	12 AWG		


Technical data

Classifications

ETIM 8.0	EC000897	ETIM 9.0	EC000897
ETIM 10.0	EC000897	ECLASS 14.0	27-25-01-01
ECLASS 15.0	27-25-01-01		

Accessories

Cross-connections



The distribution or multiplication of a potential to adjoining terminal blocks is realized via a cross-connection. Additional wiring effort can be easily avoided. Even if the poles are broken out, contact reliability in the terminal blocks is still ensured. Our portfolio offers pluggable and screwable cross-connection systems for modular terminal blocks.

General ordering data

Type	Q 2 AKZ1.5	Version
Order No.	0368200000	Cross-connector (terminal), when screwed in, grey, 24 A, Number of
GTIN (EAN)	4008190149987	poles: 2, Pitch in mm (P): 5.10, Insulated: No, Width: 9.1 mm
Qty.	50 ST	
Type	Q 2 AKZ4	Version
Order No.	0336400000	Cross-connector (terminal), when screwed in, grey, 24 A, Number of
GTIN (EAN)	4008190037680	poles: 2, Pitch in mm (P): 6.10, Insulated: No, Width: 11.1 mm
Qty.	50 ST	

Disconnect plugs




In contrast to the terminal blocks with integrated disconnect lever, our disconnect plugs can be completely detached or removed from the terminal block and the respective application and offer a flexible alternative solution to our standard disconnectors.

General ordering data

Type	Q 2 AKZ4SS	Version
Order No.	0369000000	Cross-connector (terminal), when screwed in, grey, 32 A, Number of
GTIN (EAN)	4008190143589	poles: 2, Pitch in mm (P): 5.10, Insulated: No, Width: 11.1 mm
Qty.	50 ST	

Cross-connections



The distribution or multiplication of a potential to adjoining terminal blocks is realized via a cross-connection. Additional wiring effort can be easily avoided. Even if the poles are broken out, contact reliability in the terminal blocks is still ensured. Our portfolio offers pluggable and screwable cross-connection systems for modular terminal blocks.

Accessories

General ordering data

Type	Q 3 AKZ1.5	Version
Order No.	0368300000	Cross-connector (terminal), when screwed in, grey, 24 A, Number of poles: 3, Pitch in mm (P): 5.10, Insulated: No, Width: 14.2 mm
GTIN (EAN)	4008190074913	
Qty.	50 ST	
Type	Q 3 AKZ4	Version
Order No.	0336500000	Cross-connector (terminal), when screwed in, grey, 24 A, Number of poles: 3, Pitch in mm (P): 6.10, Insulated: No, Width: 17.2 mm
GTIN (EAN)	4008190121730	
Qty.	50 ST	
Type	Q 4 AKZ1.5	Version
Order No.	0368400000	Cross-connector (terminal), when screwed in, grey, 24 A, Number of poles: 4, Pitch in mm (P): 5.10, Insulated: No, Width: 19.3 mm
GTIN (EAN)	4008190153892	
Qty.	50 ST	
Type	Q 4 AKZ4	Version
Order No.	0336600000	Cross-connector (terminal), when screwed in, grey, 24 A, Number of poles: 4, Pitch in mm (P): 6.10, Insulated: No, Width: 23.3 mm
GTIN (EAN)	4008190096656	
Qty.	50 ST	

Disconnect plugs




In contrast to the terminal blocks with integrated disconnect lever, our disconnect plugs can be completely detached or removed from the terminal block and the respective application and offer a flexible alternative solution to our standard disconnectors.

General ordering data

Type	Q 10 AKZ1.5	Version
Order No.	0368500000	Cross-connector (terminal), when screwed in, grey, 24 A, Number of poles: 10, Pitch in mm (P): 5.10, Insulated: No, Width: 49.9 mm
GTIN (EAN)	4008190159481	
Qty.	20 ST	

Cross-connections



The distribution or multiplication of a potential to adjoining terminal blocks is realized via a cross-connection. Additional wiring effort can be easily avoided. Even if the poles are broken out, contact reliability in the terminal blocks is still ensured. Our portfolio offers pluggable and screwable cross-connection systems for modular terminal blocks.

General ordering data

Type	Q 10 AKZ4	Version
Order No.	0368600000	Cross-connector (terminal), when screwed in, grey, 24 A, Number of poles: 10, Pitch in mm (P): 6.10, Insulated: No, Width: 59.9 mm
GTIN (EAN)	4008190056766	
Qty.	20 ST	

AK 4/10

Weidmüller Interface GmbH & Co. KG

Klingenbergstraße 26
D-32758 Detmold
Germany

www.weidmueller.com

Accessories

Type	Q 10 AKZ4SS	Version
Order No.	0369300000	Cross-connector (terminal), when screwed in, grey, 32 A, Number of
GTIN (EAN)	4008190065744	poles: 10, Pitch in mm (P): 5.10, Insulated: No, Width: 59.9 mm
Qty.	20 ST	

Testadapter and testsockets



Test adapters and test plugs are used for the electrical connection between terminal blocks and the test equipment. In this way, an electrical contact can be established in the wired state and measurements can be done easily.

General ordering data

Type	PS 2.3 RT	Version
Order No.	0180400000	Test adapter (terminal), 230 V, 20 mA
GTIN (EAN)	4008190060121	
Qty.	20 ST	
Type	STB 8.5/D4/2.3/M2.5 AKZ	Version
Order No.	0215700000	Accessories, Socket
GTIN (EAN)	4008190184872	
Qty.	50 ST	

Mounting support



We offer a broad portfolio of mounting support for easy handling and supplementation of our products. From various tools to insulating sleeves and various screws, our components are matched to each other down to the last detail and thus facilitate assembly in compliance with the respective standards and protective regulations.

General ordering data

Type	BFSC M2.5X18 PA/RT	Version
Order No.	0303300000	Mounting screw (Terminal), 2.50 mm, Polyamide 66, Depth: 3.8 mm,
GTIN (EAN)	4008190040673	Width: 4.5 mm, Height: 18 mm
Qty.	100 ST	

AK 4/10

Weidmüller Interface GmbH & Co. KG

Klingenbergstraße 26


D-32758 Detmold

Germany

www.weidmueller.com

Accessories

Warning cover



Warning covers with a flash symbol provide more safety for man and machine. They are used where external voltage must be indicated within the application.

General ordering data

Type	AD 4 AKZ4	Version
Order No.	0303400000	Terminal cover, yellow, PVC, Height: 24.2 mm, Width: 20 mm, Depth:
GTIN (EAN)	4008190068158	1 mm, V-2
Qty.	50 ST	

Marker holder



The marker holder offer the possibility of additional mounting of standard markers with a pitch of 5 or 5.1 mm. The angled holders can be optionally snapped together and could be mounted in all standard marking channels of the Klippon® Connect modular terminal blocks. Fitting marker types could be found under the respective accessories of the designation marking holder.

General ordering data

Type	BZT 1 WS 10/5	Version
Order No.	1805490000	Accessories, Marker holder
GTIN (EAN)	4032248270231	
Qty.	100 ST	
Type	BZT 1 ZA WS 10/5	Version
Order No.	1805520000	Accessories, Marker holder
GTIN (EAN)	4032248270248	
Qty.	100 ST	