


**SAK 2.5****Weidmüller Interface GmbH & Co. KG**

Klingenbergstraße 26

D-32758 Detmold

Germany

[www.weidmueller.com](http://www.weidmueller.com)**Product image**

To feed through power, signal, and data is the classical requirement in electrical engineering and panel building. The insulating material, the connection system and the design of the terminal blocks are the differentiating features. A feed-through terminal block is suitable for joining and/or connecting one or more conductors. They could have one or more connection levels that are on the same potential or insulated against one another.

**General ordering data**

Version	Feed-through terminal block, Screw connection, beige / yellow, 2.5 mm <sup>2</sup> , 24 A, 800 V, Number of connections: 2
Order No.	<a href="#">0279660000</a>
Type	SAK 2.5
GTIN (EAN)	4008190069926
Qty.	100 items

## SAK 2.5

Weidmüller Interface GmbH &amp; Co. KG

Klingenbergstraße 26

D-32758 Detmold

Germany

www.weidmueller.com

## Technical data

## Approvals

Approvals



ROHS	Conform
UL File Number Search	<a href="#">UL Website</a>
Certificate No. (UR)	E60693
Certificate No. (cURusEX)	E184763

## Dimensions and weights

Depth	46.5 mm	Depth (inches)	1.8307 inch
Height	36.5 mm	Height (inches)	1.437 inch
Width	6 mm	Width (inches)	0.2362 inch
Net weight	6.3 g		

## Temperatures

Storage temperature	-25 °C...55 °C	Ambient temperature	-5 °C...40 °C
Continuous operating temp., min.	-50 °C	Continuous operating temp., max.	100 °C

## Environmental Product Compliance

RoHS Compliance Status	Compliant without exemption
REACH SVHC	No SVHC above 0.1 wt%

## Material data

Basic material	PA 66	Colour	beige / yellow
UL 94 flammability rating	V-2		

## Rating data IECEX/ATEX

Certificate No. (ATEX)	TUEV18ATEX8207U	Certificate No. (IECEX)	IECEXTUR18.0017U
Max. voltage (ATEX)	690 V	Current (ATEX)	24 A
Wire cross section max. (ATEX)	6 mm <sup>2</sup>	Max. voltage (IECEX)	690 V
Current (IECEX)	24 A	Wire cross section max. (IECEX)	6 mm <sup>2</sup>
Marking EN 60079-7	Ex eb II C Gb	Ex 2014/34/EU label	II 2 G D

## System specifications

Version	Screw connection, for screwable cross-connection, One end without connector	End cover plate required	Yes
Number of potentials	1	Number of levels	1
Number of clamping points per level	2	Number of potentials per tier	1
Levels cross-connected internally	No	PE connection	No
Mounting rail	TS 32	N-function	No
PE function	No	PEN function	No

## SAK 2.5

Weidmüller Interface GmbH &amp; Co. KG

Klingenbergstraße 26

D-32758 Detmold

Germany

www.weidmueller.com

## Technical data

## Additional technical data

Open sides	right	Explosion-tested version	No
Type of mounting	Snap-on		

## CSA rating data

Wire cross section max. (CSA)	10 AWG	Voltage size C (CSA)	600 V
Current size C (CSA)	25 A	Certificate No. (CSA)	12400-129
Wire cross section min. (CSA)	26 AWG		

## Conductors for clamping (additional connection)

Conductor cross-section, flexible plus plastic collar DIN 46228/1, further connection, max.	2.5 mm <sup>2</sup>	Connection type, additional connection	Screw connection
---------------------------------------------------------------------------------------------	---------------------	----------------------------------------	------------------

## Conductors for clamping (rated connection)

Gauge to IEC 60947-1	A3	Wire connection cross section AWG, max.	AWG 10
Connection direction	on side	Tightening torque, max.	0.8 Nm
Tightening torque, min.	0.4 Nm	Stripping length	10 mm
Type of connection	Screw connection	Number of connections	2
Clamping range, max.	6 mm <sup>2</sup>	Clamping range, min.	0.13 mm <sup>2</sup>
Clamping screw	M 2.5	Blade size	0.6 x 3.5 mm
Wire connection cross section AWG, min.	AWG 26	Wire connection cross-section, finely stranded with wire-end ferrules DIN 46228/4, max.	4 mm <sup>2</sup>
Wire connection cross-section, finely stranded with wire-end ferrules DIN 46228/4, min.	0.13 mm <sup>2</sup>	Wire connection cross-section, finely stranded with wire-end ferrules DIN 46228/1, max.	4 mm <sup>2</sup>
Wire connection cross-section, finely stranded with wire-end ferrules DIN 46228/1, min.	0.13 mm <sup>2</sup>	Wire connection cross section, finely stranded, max.	4 mm <sup>2</sup>
Wire connection cross section, finely stranded, min.	0.13 mm <sup>2</sup>	Connection cross-section, stranded, max.	4 mm <sup>2</sup>
Connection cross-section, stranded, min.	0.13 mm <sup>2</sup>	Twin wire-end ferrules, max.	1.5 mm <sup>2</sup>
Twin wire-end ferrules, min.	0.5 mm <sup>2</sup>	Torque level with DMS electric screwdriver	1
Wire connection cross-section, solid core, max.	6 mm <sup>2</sup>	Wire connection cross-section, solid core, min.	0.13 mm <sup>2</sup>
Connection cross-section, finely stranded, min.	0.13 mm <sup>2</sup>		

## General

Wire connection cross section AWG, max.	AWG 10	Wire connection cross section AWG, min.	AWG 26
Standards	IEC 60947-7-1	Mounting rail	TS 32

## Rating data

Rated cross-section	2.5 mm <sup>2</sup>	Rated voltage	800 V
Rated DC voltage	800 V	Nominal current	24 A
Current at maximum wires	41 A	Standards	IEC 60947-7-1
Volume resistance according to IEC 60947-7-x	1.33 mΩ	Rated impulse withstand voltage	8 kV
Power loss in accordance with IEC 60947-7-x	0.77 W	Pollution severity	3

**SAK 2.5****Weidmüller Interface GmbH & Co. KG**Klingenbergstraße 26  
D-32758 Detmold  
Germany[www.weidmueller.com](http://www.weidmueller.com)**Technical data****UL rating data**

Conductor size Factory wiring max. (UR)	12 AWG	Current size C (UR)	20 A
Voltage size C (UR)	600 V	Conductor size Factory wiring min. (UR)	22 AWG
Certificate No. (UR)	E60693	Conductor size Field wiring min. (UR)	22 AWG
Conductor size Field wiring max. (UR)	12 AWG		

**Classifications**

ETIM 6.0	EC000897	ETIM 7.0	EC000897
ETIM 8.0	EC000897	ETIM 9.0	EC000897
ETIM 10.0	EC000897	ECLASS 9.0	27-14-11-20
ECLASS 9.1	27-14-11-20	ECLASS 10.0	27-14-11-20
ECLASS 11.0	27-14-11-20	ECLASS 12.0	27-14-11-20
ECLASS 13.0	27-25-01-01	ECLASS 14.0	27-25-01-01
ECLASS 15.0	27-25-01-01		

## SAK 2.5

Weidmüller Interface GmbH &amp; Co. KG

Klingenbergstraße 26

D-32758 Detmold

Germany

www.weidmueller.com

## Accessories

## Disconnect plugs



In contrast to the terminal blocks with integrated disconnect lever, our disconnect plugs can be completely detached or removed from the terminal block and the respective application and offer a flexible alternative solution to our standard disconnectors.

## General ordering data

Type	Q 2 SAK2.5	Version
Order No.	<a href="#">0337000000</a>	Cross-connector (terminal), when screwed in, grey, 24 A, Number of poles: 2, Pitch in mm (P): 6.00, Insulated: No, Width: 11.5 mm
GTIN (EAN)	4008190005801	
Qty.	50 ST	
Type	Q 3 SAK2.5	Version
Order No.	<a href="#">0337100000</a>	Cross-connector (terminal), when screwed in, grey, 24 A, Number of poles: 3, Pitch in mm (P): 6.00, Insulated: No, Width: 17.2 mm
GTIN (EAN)	4008190015411	
Qty.	50 ST	
Type	Q 4 SAK2.5	Version
Order No.	<a href="#">0337200000</a>	Cross-connector (terminal), when screwed in, grey, 24 A, Number of poles: 4, Pitch in mm (P): 6.00, Insulated: No, Width: 23.4 mm
GTIN (EAN)	4008190142902	
Qty.	50 ST	

## Cross-connections



The distribution or multiplication of a potential to adjoining terminal blocks is realized via a cross-connection. Additional wiring effort can be easily avoided. Even if the poles are broken out, contact reliability in the terminal blocks is still ensured. Our portfolio offers pluggable and screwable cross-connection systems for modular terminal blocks.

## General ordering data

Type	Q 10 SAK2.5	Version
Order No.	<a href="#">0368700000</a>	Cross-connector (terminal), when screwed in, grey, 24 A, Number of poles: 10, Pitch in mm (P): 6.00, Insulated: No, Width: 60.6 mm
GTIN (EAN)	4008190107796	
Qty.	20 ST	

## SAK 2.5

Weidmüller Interface GmbH &amp; Co. KG

Klingenbergstraße 26

D-32758 Detmold

Germany

www.weidmueller.com

## Accessories

## End plates and partition plates




End plates are fitted to the open side of the last modular terminal before the end bracket. The use of an end plate ensures the function of the modular terminal and the specified rated voltage. It guarantees protection against contact with live parts and makes the final terminal finger-proof.

## General ordering data

Type	AP SAK2.5	Version
Order No.	<a href="#">0279560000</a>	End plate for terminals, beige, Height: 36.5 mm, Width: 1.5 mm, V-2,
GTIN (EAN)	4008190075736	Polyamide 66, Snap-on: Yes
Qty.	20 ST	
Type	AP SAK2.5 BL	Version
Order No.	<a href="#">0279580000</a>	End plate for terminals, blue, Height: 36.5 mm, Width: 1.5 mm, V-2,
GTIN (EAN)	4008190050702	Polyamide 66, Snap-on: Yes
Qty.	20 ST	
Type	TW SAK2.5	Version
Order No.	<a href="#">0302860000</a>	Partition plate (terminal), beige, Height: 50 mm, Width: 1.5 mm, V-2,
GTIN (EAN)	4008190032968	PA 66
Qty.	20 ST	
Type	TW SAK2.5 BL	Version
Order No.	<a href="#">0302880000</a>	Partition plate (terminal), blue, Height: 50 mm, Width: 1.5 mm, V-2,
GTIN (EAN)	4008190047948	PA 66
Qty.	20 ST	
Type	TW SAK2.5 HP/TF/GE/1	Version
Order No.	<a href="#">0297100000</a>	Partition plate (terminal), yellow, Height: 50 mm, Width: 1 mm, V-2,
GTIN (EAN)	4008190161545	PA 66
Qty.	20 ST	

## End bracket



Weidmüller's range of products includes end brackets that guarantee a permanent, reliable mounting on the terminal rail and prevent sliding. Versions with and without screws are available. The end brackets include marking options, also for group markers, and also a test plug holder.

## General ordering data

Type	EWK 1	Version
Order No.	<a href="#">0206160000</a>	End bracket, beige, TS 32, V-O, Wemid, Width: 9 mm, 100 °C
GTIN (EAN)	4008190080020	
Qty.	50 ST	

## SAK 2.5

Weidmüller Interface GmbH &amp; Co. KG

Klingenbergstraße 26

D-32758 Detmold

Germany

www.weidmueller.com

## Accessories

## End plates and partition plates



End plates are fitted to the open side of the last modular terminal before the end bracket. The use of an end plate ensures the function of the modular terminal and the specified rated voltage. It guarantees protection against contact with live parts and makes the final terminal finger-proof.

## General ordering data

Type	TSCH 1	Version
Order No.	<a href="#">0319160000</a>	Small partition (terminal), PA 66, beige, Continuous operating temp.,
GTIN (EAN)	4008190097219	max.: 100 °C
Qty.	100 ST	

## Testadapter and testsockets



Test adapters and test plugs are used for the electrical connection between terminal blocks and the test equipment. In this way, an electrical contact can be established in the wired state and measurements can be done easily.

## General ordering data

Type	PS 2.3 RT	Version
Order No.	<a href="#">0180400000</a>	Test adapter (terminal), 230 V, 20 mA
GTIN (EAN)	4008190060121	
Qty.	20 ST	

## Mounting support



We offer a broad portfolio of mounting support for easy handling and supplementation of our products. From various tools to insulating sleeves and various screws, our components are matched to each other down to the last detail and thus facilitate assembly in compliance with the respective standards and protective regulations.

## General ordering data

Type	BFSC M3X22 PA/RT	Version
Order No.	<a href="#">0128900000</a>	Mounting screw (Terminal), 3.00 mm, Polyamide 66, Depth: 4.8 mm,
GTIN (EAN)	4008190084158	Width: 4.8 mm, Height: 22 mm
Qty.	100 ST	

## SAK 2.5

Weidmüller Interface GmbH &amp; Co. KG

Klingenbergstraße 26

D-32758 Detmold

Germany

www.weidmueller.com

## Accessories

## Testadapter and testsockets




Test adapters and test plugs are used for the electrical connection between terminal blocks and the test equipment. In this way, an electrical contact can be established in the wired state and measurements can be done easily.

## General ordering data

Type	STB 8.5/5/2.3/M3 SAK2.5	Version	
Order No.	<a href="#">0280600000</a>	Accessories, Socket	
GTIN (EAN)	4008190023188		
Qty.	50 ST		

## Warning cover



Warning covers with a flash symbol provide more safety for man and machine. They are used where external voltage must be indicated within the application.

## General ordering data

Type	AD 3 SAK2.5	Version	
Order No.	<a href="#">0297900000</a>	Terminal cover, yellow, PVC, Height: 24 mm, Width: 18 mm, Depth: 1 mm, V-2	
GTIN (EAN)	4008190038229		
Qty.	50 ST		

## SchT group marker carrier



The SchT 5 S group tag carriers are clipped directly onto the TS 32 mounting rail (G-rail) or the TS 35 mounting rail (top-hat rail). It is therefore possible to label the terminal strip irrespective of the terminal and the type of terminal. SchT 5 and SchT 5 S are fitted with ESO 5, STR 5 protective strips.

The SchT 7 is a hinged group tag carrier for inlay tags which enables easy access to the clamping screw. The SchT 7 is fitted with ESO 7, STR 7 protective strips or DEK 5.

Inlay tags and protective strips can be found under "Accessories".



## SAK 2.5

Weidmüller Interface GmbH &amp; Co. KG

Klingenbergstraße 26

D-32758 Detmold

Germany

www.weidmueller.com

## Accessories

## General ordering data

Type	SCHT 7	Version
Order No.	<a href="#">0517960000</a>	SCHT, Terminal marker, 39.3 x 8 mm, Pitch in mm (P): 7.00
GTIN (EAN)	4008190001742	Weidmueller, white
Qty.	20 ST	

## Blank



The Dekafix (DEK) marker is the universal marker for all conductor and plug-in connectors as well as for electronic sub-assemblies. The system is ideal for short number sequences and covers a wide range of ready-printed markers.

Strips for fast installation in only one work step. The printing is easy to read, rich in contrast and available in various widths.

- Large range of ready-to-use markers
  - Strips for fast installation
  - Terminal markers, suitable for all Weidmüller cable connectors
  - Available as blank MultiCard or with standard printing
- For custom printing: Please send us a file of our labeling software M-Print PRO or M-Print PRO Online (without installation) for your labeling specifications.

## General ordering data

Type	DEK 5/6 MC NE WS	Version
Order No.	<a href="#">1609820000</a>	Dekafix, Terminal marker, 5 x 6 mm, Pitch in mm (P): 6.00
GTIN (EAN)	4008190203436	Weidmueller, white
Qty.	1000 ST	

## Custom printing



The Dekafix (DEK) marker is the universal marker for all conductor and plug-in connectors as well as for electronic sub-assemblies. The system is ideal for short number sequences and covers a wide range of ready-printed markers.

Strips for fast installation in only one work step. The printing is easy to read, rich in contrast and available in various widths.

- Large range of ready-to-use markers
  - Strips for fast installation
  - Terminal markers, suitable for all Weidmüller cable connectors
  - Available as blank MultiCard or with standard printing
- For custom printing: Please send us a file of our labeling software M-Print PRO or M-Print PRO Online (without installation) for your labeling specifications.

## General ordering data

Type	DEK 5/6 MC SDR	Version
Order No.	<a href="#">1609830000</a>	Dekafix, Terminal marker, 5 x 6 mm, Pitch in mm (P): 6.00
GTIN (EAN)	4008190456603	Weidmueller, To customer specification
Qty.	200 ST	

## Accessories

## Blank



The Dekafix (DEK) marker is the universal marker for all conductor and plug-in connectors as well as for electronic sub-assemblies. The system is ideal for short number sequences and covers a wide range of ready-printed markers.

Strips for fast installation in only one work step. The printing is easy to read, rich in contrast and available in various widths.

- Large range of ready-to-use markers
  - Strips for fast installation
  - Terminal markers, suitable for all Weidmüller cable connectors
  - Available as blank MultiCard or with standard printing
- For custom printing: Please send us a file of our labeling software M-Print PRO or M-Print PRO Online (without installation) for your labeling specifications.

## General ordering data

Type	DEK 5/6 MC NE BL	Version
Order No.	<a href="#">1238290000</a>	Dekafix, Terminal marker, 5 x 6 mm, Pitch in mm (P): 6.00
GTIN (EAN)	4050118267327	Weidmueller, blue
Qty.	1000 ST	
Type	DEK 5/6 MC NE BR	Version
Order No.	<a href="#">1454900000</a>	Dekafix, Terminal marker, 5 x 6 mm, Pitch in mm (P): 6.00
GTIN (EAN)	4050118323313	Weidmueller, brown
Qty.	1000 ST	
Type	DEK 5/6 MC NE GE	Version
Order No.	<a href="#">1238280000</a>	Dekafix, Terminal marker, 5 x 6 mm, Pitch in mm (P): 6.00
GTIN (EAN)	4050118038750	Weidmueller, yellow
Qty.	1000 ST	
Type	DEK 5/6 MC NE GN	Version
Order No.	<a href="#">1238310000</a>	Dekafix, Terminal marker, 5 x 6 mm, Pitch in mm (P): 6.00
GTIN (EAN)	4050118271812	Weidmueller, green
Qty.	1000 ST	
Type	DEK 5/6 MC NE GR	Version
Order No.	<a href="#">1238330000</a>	Dekafix, Terminal marker, 5 x 6 mm, Pitch in mm (P): 6.00
GTIN (EAN)	4050118323306	Weidmueller, grey
Qty.	1000 ST	
Type	DEK 5/6 MC NE OR	Version
Order No.	<a href="#">1912090000</a>	Dekafix, Terminal marker, 5 x 6 mm, Pitch in mm (P): 6.00
GTIN (EAN)	4032248540525	Weidmueller, orange
Qty.	1000 ST	

## SAK 2.5

Weidmüller Interface GmbH &amp; Co. KG

Klingenbergstraße 26

D-32758 Detmold

Germany

www.weidmueller.com

## Accessories

## Plus



The Dekafix (DEK) marker is the universal marker for all conductor and plug-in connectors as well as for electronic sub-assemblies. The system is ideal for short number sequences and covers a wide range of ready-printed markers.

Strips for fast installation in only one work step. The printing is easy to read, rich in contrast and available in various widths.

- Large range of ready-to-use markers
  - Strips for fast installation
  - Terminal markers, suitable for all Weidmüller cable connectors
  - Available as blank MultiCard or with standard printing
- For custom printing: Please send us a file of our labeling software M-Print PRO or M-Print PRO Online (without installation) for your labeling specifications.

## General ordering data

Type	DEK 5/6 PLUS MC NE WS	Version
Order No.	<a href="#">1011320000</a>	Dekafix, Terminal marker, 5 x 6 mm, Pitch in mm (P): 6.00
GTIN (EAN)	4032248717644	Weidmueller, white
Qty.	1000 ST	

## Custom printing



The Dekafix (DEK) marker is the universal marker for all conductor and plug-in connectors as well as for electronic sub-assemblies. The system is ideal for short number sequences and covers a wide range of ready-printed markers.

Strips for fast installation in only one work step. The printing is easy to read, rich in contrast and available in various widths.

- Large range of ready-to-use markers
  - Strips for fast installation
  - Terminal markers, suitable for all Weidmüller cable connectors
  - Available as blank MultiCard or with standard printing
- For custom printing: Please send us a file of our labeling software M-Print PRO or M-Print PRO Online (without installation) for your labeling specifications.

## General ordering data

Type	DEK 5/6 PLUS MC SDR	Version
Order No.	<a href="#">1038650000</a>	Dekafix, Terminal marker, 5 x 6 mm, Pitch in mm (P): 6.00
GTIN (EAN)	4032248767908	Weidmueller, To customer specification
Qty.	200 ST	

## SAK 2.5

Weidmüller Interface GmbH &amp; Co. KG

Klingenbergstraße 26

D-32758 Detmold

Germany

www.weidmueller.com

## Accessories

## DEK 5/6



## WS/ DEK

MultiMark terminal markers use an innovative composite material made from two components. The hard base contour of the marker snaps securely into the connector. The elastic surface finish makes the marker easy to mount. This specially punched material enables the strips to be stretched to accommodate the slight variations in spacing that tend to add up, especially with long terminal blocks. Another advantage: the excellent printability of the surface material guarantees durable and wear-resistant labelling. A print resolution of 300 dpi also produces a very legible script.


## Your benefits with MultiMark

- Firm hold and durable printing
- Continuous strips save installation time
- Easy mounting thanks to an innovative composite material
- Large label field for optimal legibility
- High flexibility thanks to manufacturer independence

## General ordering data

Type	DEK 5/6 MM WS	Version
Order No.	<a href="#">2007120000</a>	Dekafix, Terminal marker, 5 x 6 mm, Weidmueller, white
GTIN (EAN)	4050118392104	
Qty.	600 ST	

## Marker holder



The marker holder offer the possibility of additional mounting of standard markers with a pitch of 5 or 5.1 mm. The angled holders can be optionally snapped together and could be mounted in all standard marking channels of the Klippon® Connect modular terminal blocks. Fitting marker types could be found under the respective accessories of the designation marking holder.

## General ordering data

Type	BZT 1 WS 10/5	Version
Order No.	<a href="#">1805490000</a>	Accessories, Marker holder
GTIN (EAN)	4032248270231	
Qty.	100 ST	

Type	BZT 1 ZA WS 10/5	Version
Order No.	<a href="#">1805520000</a>	Accessories, Marker holder
GTIN (EAN)	4032248270248	
Qty.	100 ST	