


SAKS 3 Z/6.3X26**Weidmüller Interface GmbH & Co. KG**

Klingenbergstraße 26

D-32758 Detmold

Germany

www.weidmueller.com**Product image**

In some applications it is useful to protect the feed through connection with a separate fuse. Fuse terminal blocks are made up of one terminal block bottom section with a fuse insertion carrier. The fuses vary from pivoting fuse levers and pluggable fuse holders to screwable closures and flat plug-in fuses.

General ordering data

Version	Fuse terminal, Screw connection, medium yellow, 10 mm ² , 10 A, 500 V, Number of connections: 2, Number of levels: 1, TS 32
Order No.	0211120000
Type	SAKS 3 Z/6.3X26
GTIN (EAN)	4008190177331
Qty.	20 items

SAKS 3 Z/6.3X26

Weidmüller Interface GmbH & Co. KG

Klingenbergstraße 26

D-32758 Detmold

Germany

www.weidmueller.com

Technical data

Approvals

Approvals



ROHS Conform

UL File Number Search [UL Website](#)

Certificate No. (UR) E60693

Dimensions and weights

Depth	61 mm	Depth (inches)	2.4016 inch
Height	54 mm	Height (inches)	2.126 inch
Width	13 mm	Width (inches)	0.5118 inch
Net weight	40.35 g		

Temperatures

Storage temperature	-25 °C...55 °C	Ambient temperature	-5 °C...40 °C
Continuous operating temp., min.	-60 °C	Continuous operating temp., max.	130 °C

Environmental Product Compliance

RoHS Compliance Status	Compliant with exemption
RoHS Exemption (if applicable/known)	6c
REACH SVHC	Lead 7439-92-1
SCIP	999cd67e-471e-4085-8dba-1342fcea86de

Material data

Basic material	KrG	Colour	medium yellow
UL 94 flammability rating	V-0, 5VA		

System specifications

Version	Screw connection, Fuse cartridge, One end without connector	End cover plate required	Yes
Number of potentials	1	Number of levels	1
Number of clamping points per level	2	Levels cross-connected internally	No
PE connection	No	Mounting rail	TS 32

Additional technical data

Open sides	right	Number of similar terminals	1
Installation advice	Direct mounting	Explosion-tested version	No
Type of mounting	Snap-on		

CSA rating data

Wire cross section max. (CSA)	10 AWG	Voltage size C (CSA)	600 V
Current size C (CSA)	10 A	Certificate No. (CSA)	12400-198
Wire cross section min. (CSA)	22 AWG		

SAKS 3 Z/6.3X26

Weidmüller Interface GmbH & Co. KG
 Klingenbergstraße 26
 D-32758 Detmold
 Germany

www.weidmueller.com

Technical data

Conductors for clamping (additional connection)

Connection type, additional connection Screw connection

Conductors for clamping (rated connection)

Gauge to IEC 60947-1	B6	Wire connection cross section AWG, max.	AWG 10
Connection direction	on side	Tightening torque, max.	2.4 Nm
Tightening torque, min.	1.2 Nm	Stripping length	12 mm
Type of connection 2	Screw connection	Type of connection	Screw connection
Number of connections	2	Clamping range, max.	16 mm ²
Clamping range, min.	0.33 mm ²	Clamping screw	M 4
Blade size	1.0 x 5.5 mm	Wire connection cross section AWG, min.	AWG 22
Wire connection cross-section, finely stranded with wire-end ferrules DIN 46228/4, min.	0.33 mm ²	Wire connection cross-section, finely stranded with wire-end ferrules DIN 46228/1, max.	10 mm ²
Wire connection cross-section, finely stranded with wire-end ferrules DIN 46228/1, min.	0.33 mm ²	Wire connection cross section, finely stranded, max.	10 mm ²
Wire connection cross section, finely stranded, min.	0.33 mm ²	Torque level with DMS electric screwdriver	4
Connection cross-section, stranded, min.	0.33 mm ²	Wire connection cross-section, solid core, min.	0.33 mm ²
Wire connection cross-section, solid core, max.	16 mm ²		
Connection cross-section, finely stranded, min.	0.33 mm ²		

General

Wire connection cross section AWG, max.	AWG 10	Installation advice	Direct mounting
Wire connection cross section AWG, min.	AWG 22	Standards	IEC 60947-7-3
Mounting rail	TS 32		

Rating data

Rated cross-section	10 mm ²	Rated voltage	500 V
Rated DC voltage	500 V	Nominal current	10 A
Current at maximum wires	10 A	Standards	IEC 60947-7-3
Volume resistance according to IEC 60947-7-x	0.56 mΩ	Rated impulse withstand voltage	6 kV
Power loss in accordance with IEC 60947-7-x	1.82 W	Pollution severity	3

UL rating data

Conductor size Factory wiring max. (UR)	8 AWG	Current size C (UR)	8 A
Voltage size C (UR)	600 V	Conductor size Factory wiring min. (UR)	26 AWG
Certificate No. (UR)	E60693	Conductor size Field wiring min. (UR)	22 AWG
Conductor size Field wiring max. (UR)	8 AWG		

Important note

Product information The voltage depends on the selected fuse element or the selected indicator light

Technical data**Classifications**

ETIM 6.0	EC000899	ETIM 7.0	EC000899
ETIM 8.0	EC000899	ETIM 9.0	EC000899
ETIM 10.0	EC000899	ECLASS 9.0	27-14-11-16
ECLASS 9.1	27-14-11-16	ECLASS 10.0	27-14-11-16
ECLASS 11.0	27-14-11-16	ECLASS 12.0	27-14-11-16
ECLASS 13.0	27-25-01-13	ECLASS 14.0	27-25-01-13
ECLASS 15.0	27-25-01-13		

SAKS 3 Z/6.3X26

Weidmüller Interface GmbH & Co. KG

Klingenbergstraße 26


D-32758 Detmold

Germany

www.weidmueller.com

Accessories

End bracket



Weidmüller's range of products includes end brackets that guarantee a permanent, reliable mounting on the terminal rail and prevent sliding. Versions with and without screws are available. The end brackets include marking options, also for group markers, and also a test plug holder.

General ordering data

Type	EWK 1	Version
Order No.	0206160000	End bracket, beige, TS 32, V-O, Wemid, Width: 9 mm, 100 °C
GTIN (EAN)	4008190080020	
Qty.	50 ST	

End plates and partition plates



End plates are fitted to the open side of the last modular terminal before the end bracket. The use of an end plate ensures the function of the modular terminal and the specified rated voltage. It guarantees protection against contact with live parts and makes the final terminal finger-proof.

General ordering data

Type	AP SAKS1+3 KRG	Version
Order No.	0191320000	End plate for terminals, dark beige, yellow, Height: 54 mm, Width: 3 mm, V-O, KrG, Snap-on: Yes
GTIN (EAN)	4008190031688	
Qty.	20 ST	

Cross-connections



The distribution or multiplication of a potential to adjoining terminal blocks is realized via a cross-connection. Additional wiring effort can be easily avoided. Even if the poles are broken out, contact reliability in the terminal blocks is still ensured. Our portfolio offers pluggable and screwable cross-connection systems for modular terminal blocks.

General ordering data

Type	QL 2 SAKS1	Version
Order No.	0191400000	Cross-connector (terminal), when screwed in, grey, 47 A, Number of poles: 2, Pitch in mm (P): 13.00, Insulated: No, Width: 18.9 mm
GTIN (EAN)	4008190123130	
Qty.	50 ST	

SAKS 3 Z/6.3X26

Weidmüller Interface GmbH & Co. KG
 Klingenbergstraße 26
 D-32758 Detmold
 Germany

www.weidmueller.com

Accessories

Disconnect plugs



In contrast to the terminal blocks with integrated disconnect lever, our disconnect plugs can be completely detached or removed from the terminal block and the respective application and offer a flexible alternative solution to our standard disconnectors.

General ordering data

Type	QL 3 SAKS1	Version
Order No.	0191500000	Cross-connector (terminal), when screwed in, grey, 47 A, Number of
GTIN (EAN)	4008190036881	poles: 3, Pitch in mm (P): 13.00, Insulated: No, Width: 31.9 mm
Qty.	50 ST	

Cross-connections



The distribution or multiplication of a potential to adjoining terminal blocks is realized via a cross-connection. Additional wiring effort can be easily avoided. Even if the poles are broken out, contact reliability in the terminal blocks is still ensured. Our portfolio offers pluggable and screwable cross-connection systems for modular terminal blocks.

General ordering data

Type	QL 4 SAKS1	Version
Order No.	0191600000	Cross-connector (terminal), when screwed in, grey, 47 A, Number of
GTIN (EAN)	4008190105518	poles: 4, Pitch in mm (P): 13.00, Insulated: No, Width: 44.7 mm
Qty.	20 ST	
Type	QL 10 SAKS1	Version
Order No.	0338800000	Cross-connector (terminal), when screwed in, grey, 36 A, Number of
GTIN (EAN)	4008190127039	poles: 10, Pitch in mm (P): 13.00, Insulated: No, Width: 122.1 mm
Qty.	20 ST	

SAKS 3 Z/6.3X26

Weidmüller Interface GmbH & Co. KG

Klingenbergstraße 26

D-32758 Detmold

Germany

www.weidmueller.com

Accessories

Blank



The Dekafix (DEK) marker is the universal marker for all conductor and plug-in connectors as well as for electronic sub-assemblies. The system is ideal for short number sequences and covers a wide range of ready-printed markers.

Strips for fast installation in only one work step. The printing is easy to read, rich in contrast and available in various widths.

- Large range of ready-to-use markers
 - Strips for fast installation
 - Terminal markers, suitable for all Weidmüller cable connectors
 - Available as blank MultiCard or with standard printing
- For custom printing: Please send us a file of our labeling software M-Print PRO or M-Print PRO Online (without installation) for your labeling specifications.

General ordering data

Type	DEK 5/5 MC NE WS	Version
Order No.	1609801044	Dekafix, Terminal marker, 5 x 5 mm, Pitch in mm (P): 5.00
GTIN (EAN)	4008190397111	Weidmueller, white
Qty.	1000 ST	

Custom printing



The Dekafix (DEK) marker is the universal marker for all conductor and plug-in connectors as well as for electronic sub-assemblies. The system is ideal for short number sequences and covers a wide range of ready-printed markers.

Strips for fast installation in only one work step. The printing is easy to read, rich in contrast and available in various widths.

- Large range of ready-to-use markers
 - Strips for fast installation
 - Terminal markers, suitable for all Weidmüller cable connectors
 - Available as blank MultiCard or with standard printing
- For custom printing: Please send us a file of our labeling software M-Print PRO or M-Print PRO Online (without installation) for your labeling specifications.

General ordering data

Type	DEK 5/5 MC SDR	Version
Order No.	1609810000	Dekafix, Terminal marker, 5 x 5 mm, Pitch in mm (P): 5.00
GTIN (EAN)	4008190456597	Weidmueller, To customer specification
Qty.	200 ST	

SAKS 3 Z/6.3X26

Weidmüller Interface GmbH & Co. KG

Klingenbergstraße 26


D-32758 Detmold

Germany

www.weidmueller.com

Accessories

Marker holder



The marker holder offer the possibility of additional mounting of standard markers with a pitch of 5 or 5.1 mm. The angled holders can be optionally snapped together and could be mounted in all standard marking channels of the Klippon® Connect modular terminal blocks. Fitting marker types could be found under the respective accessories of the designation marking holder.

General ordering data

Type	BZT 1 WS 10/5	Version
Order No.	1805490000	Accessories, Marker holder
GTIN (EAN)	4032248270231	
Qty.	100 ST	
Type	BZT 1 ZA WS 10/5	Version
Order No.	1805520000	Accessories, Marker holder
GTIN (EAN)	4032248270248	
Qty.	100 ST	

DEK 5/8



WS/ DEK

MultiMark terminal markers use an innovative composite material made from two components. The hard base contour of the marker snaps securely into the connector. The elastic surface finish makes the marker easy to mount. This specially punched material enables the strips to be stretched to accommodate the slight variations in spacing that tend to add up, especially with long terminal blocks. Another advantage: the excellent printability of the surface material guarantees durable and wear-resistant labelling. A print resolution of 300 dpi also produces a very legible script.

Your benefits with MultiMark

- Firm hold and durable printing
- Continuous strips save installation time
- Easy mounting thanks to an innovative composite material
- Large label field for optimal legibility
- High flexibility thanks to manufacturer independence

General ordering data

Type	DEK 5/8 MM WS	Version
Order No.	2007130000	Dekafix, Terminal marker, 5 x 8 mm, Weidmueller, white
GTIN (EAN)	4050118392012	
Qty.	500 ST	